

ARKANSAS

RAZORBACK



BASKETBALL




A full-page photograph of Michael Washington, a basketball player for the Missouri Tigers, performing a dunk. He is wearing a white jersey with "CATS" and the number "10" in red, white shorts with a red tiger logo, and white Adidas sneakers with red accents. The arena is filled with spectators, and banners for "SEC FINAL FOUR" and "SEC CHAMPION" are visible in the background.

BULLWALT

WASHINGTON

MICHAEL WASHINGTON

ALL-SEC <<
SEC REBOUNDING CHAMPION (9.8 RPG)



TOP FRESHMAN PLAYMAKER IN THE NATION
5.9 APG < <

FORTSON
COURTNEY FORTSON

CLARKE ARENA

CLARKE
ROTNEI CLARKE

LEADING FRESHMAN THREE-POINT SHOOTER
> > 39.3 PERCENT



Table of Contents

This is Arkansas Basketball

Razorback Basketball4
 Player Development5
 Game Day6-7
 Media Attention8-9
 Tradition10-11
 Facilities12-13
 In the NBA14-15
 Strength & Conditioning16-17
 The Southeastern Conference18

Razorback Coaches

Head Coach John Pelphrey20-25
 Asst. Coach Rob Evans26
 Asst. Coach Tom Ostrom27
 Asst. Coach Isaac Brown28
 Dir. of Operations Damon Jones29
 Video Coordinator Matt Siverling29
 Support Staff30-32

2009/10 Preview

TV/Radio Roster34
 Razorback Rosters35
 Season Outlook36-37
 Marcus Britt38-39
 Rotnei Clarke40-41
 Stephen Cox42-43
 Courtney Fortson44-45
 Michael Sanchez46-47
 Michael Washington48-49
 Stefan Welsh50-51
 Glenn Bryant, Jemal Farmer, Delvon Johnson52
 Nick Mason and Julysse Nobles53
 Jeff Peterson and Marshawn Powell54

2008/09 Review

Season Review56
 Final Results57
 Statistics58
 Game-by-Game Pts-Reb-Asst59
 Game-by-Game Stats60
 Superlatives61
 Box Scores62-67
 SEC Standings68
 SEC Stats69-72

Arkansas Basketball

Bud Walton Arena74-77
 Bud Walton Arena Records78
 Razorback History79-82
 Memorable Games79-89
 Arkansas in the Final Four83-85
 The National Championship86-89
 Arkansas in the Post Season90
 Records in NCAA Tournament Play91
 NCAA Tournament Box Scores92-104
 NIT Box Scores105
 All-Time Final Rankings106-107
 All-Americans108-109
 Honors and Awards110-113
 Lettermen114-116

Razorback Records

1,000-pt Scorers118-121
 Scoring Records122
 30-Point Games123
 Field Goal124-125
 Free Throws126-127
 Rebounding128-129
 Three-Point Shooting130
 Steals131
 Assists132

Blocked Shots133
 Team Records134-138
 Year-by-Year Comparison139-141
 100-pt. Games142
 Miscellaneous Records143
 All-Time Standings/Records144-152
 Year-by-Year Records153
 Coaching Records154
 Year-by-Year Results155-168

Media Information

Media Information170-171
 Razorback Sports Properties171
 Primary Media Outlets172

2009/10 Opponents

Opponents174-177
 The Southeastern Conference178
 Arkansas' SEC Leaders179
 SEC Tournament180

The University of Arkansas

The University of Arkansas182
 Chancellor G. David Gearhart186
 Academic Support187-189
 Athletes & Graduates190
 Famous Razorbacks191
 Razorbacks in the Community192
 Athletic Director Jeff Long193-194
 Senior Staff195-196
 Razorback Foundation197
 Fayetteville, Ark.198
 Home of Champions199
 Home of a Million Fans200
 Facilities201-204
 Century of the Razorback205
 Traditions206
 A Tribute to Mike Nail207
 The 1994 National Championship Reunion208

Credits

The 2009/10 University of Arkansas Men's Basketball Media Guide was written by Associate Media Relations Director Robby Edwards with assistance from Assistant Media Relations Director Phil Pierce. Typesetting and layout by Pierce and student assistant Andrew Reynolds. Contributors include the Fayetteville Chamber of Commerce, the Southeastern Conference Media Relations Office and Arkansas' 2009/10 opponents. Photography by Wesley Hitt with contributing photos provided by Gary Arakaki, NBAE Photos; Walt Beazley, Jon Bieber, Sports Illustrated; Roy Cordell, Arkansas University Relations; David Coyle; Scott Cunningham, NBAE Photos/Getty Images; Garrett Ellwood, NBAE Photos; Tom Ewart; Jesse Garrabrant, NBAE Photos; Bill Smith, NBAE Photos; James "Bone Crusher" Smith; Sports Illustrated; Mike Stone; Arkansas University Relations; Gary Yandell; David Yerby. Printing was completed by EBSCO Media in Birmingham, Ala.

Arkansas Quick Facts

Location: Fayetteville, Ark.
 Enrollment: 19,849
 Founded: 1871
 Colors: Cardinal (PMS 200) and White
 Nickname: Razorbacks
 Conference: Southeastern
 Arena (Capacity): Bud Walton Arena (19,200)

Arkansas Administration

UA Chancellor: Dr. G. David Gearhart
 System President: Dr. B. Alan Sugg
 Athletic Director: Jeff Long
 Faculty Representative: Howard Brill

Arkansas Basketball Staff

Head Coach: John Pelphrey
 (Kentucky, 1992) / 3rd year
 Career Record: 117-95 (.552), seven years
 Record at Arkansas: 37-28 (.569), two years
 NCAA Tournament Record: 1-2
 Post-Season NIT Record: 0-1
 Assistant Coaches/Year on Staff:

Rob Evans (New Mexico St., 1968) / 3rd
 Tom Ostrom (Minnesota, 1997) / 3rd
 Isaac Brown (Northeast Louisiana, 1995) / 3rd
 Director of Basketball Operations:

Damon Jones (Howard, 2000) / 3rd
 Program Specialist/Video Coordinator:
 Matt Siverling (Wisconsin-Eau Claire, 2002) / 3rd

Head Trainer: Dave England
 Strength & Conditioning Coach: Kelly Lambert
 Assoc. Director of Academic Support:
 Deedee Brown-Campbell (Arkansas, 1999)

Office Manager: Terry Mercer
 Basketball Office Phone: 479-575-6389
 Basketball Office Fax: 479-575-6525

Arkansas Media Relations

Assistant MRD/Basketball: Phil Pierce
 Edward's E-mail: ppierce@uark.edu
 Office Phone: 479-575-7430
 Office Fax: 479-575-7481
 Home Phone: 479-973-4262
 Office Address: Sports Information
 University of Arkansas
 131 Barnhill Arena
 P.O. Box 7777
 Fayetteville, AR 72702

Web Site: www.ArkansasRazorbacks.com
 Bud Walton Arena Press Row: 479-575-6622
 Arkansas Ticket Office: 479-575-5151;
 800-982-HOGS (4647)

2008-09 Review

Record: 14-16
 SEC Record (Finish): 2-14 (6th, West)
 SEC Tournament Record: 0-1
 NCAA Tournament: N/A
 Final Associated Press Ranking: N/A
 Final ESPN/USA Today Ranking: N/A
 Highest Ranking During Year: RV

2009-10 Preview

Starters Returning: five (most starts)
 So. G Rotnei Clarke, 6-0, 184
 So. G Courtney Fortson, 5-11, 180
 So. F Michael Sanchez, 6-8, 236
 Sr. F Michael Washington, 6-9, 239
 Sr. G Stefan Welsh, 6-3, 185

Starters Lost: none
 Other Returning Lettermen: two
 Jr. G Marcus Britt, 6-3, 198
 Sr. G Stephen Cox, 6-2, 201

Lettermen Lost: two
 Newcomers: seven

Fr. F Glenn Bryant, 6-7, 190
 Jr. G/F Jemal Farmer, 6-5, 213
 Jr. F Delvon Johnson, 6-9, 220
 Fr. G Julysse Nobles, 6-1, 170
 Jr. G Jeff Peterson, 6-0, 192
 Fr. F Marshawn Powell, 6-7, 220

Arkansas' All-Time Records

Overall: 1,487-820 (.645), 86 years
 Overall Conference: 737-467 (.612), 86 years
 Overall Conference Championships: 24
 (2 SEC, 22 Southwest Conference)

Southeastern Conference Record: 151-137
 (.524), 18 years

SEC Overall Championships: 2
 (1992, 1994)

SEC Divisional Championships: 4
 (1992, 1993, 1994, 1995)

Southwest Conference: 586-330
 (.640), 68 years

SWC Championships: 22
 (1926, 1927, 1928, 1929, 1930, 1935, 1936, 1938,
 1941, 1942, 1944, 1949, 1950, 1958, 1977, 1978,
 1979, 1981, 1982, 1989, 1990, 1991)

Overall Conference Tournament: 43-27 (.614)

Overall Conference Tournament Championships: 7
 (1 SEC, 6 SWC)

SEC Tournament: 20-17 (.541)

SEC Tournament Championships: 1 (2000)

SWC Tournament: 23-10 (.697)

SWC Tournament Championships: 6
 (1977, 1979, 1982, 1989, 1990, 1991)

NCAA Tournament Bids: 30*

NCAA Tournament Record: 40-29 (.578)

National Championships: 1 (1994)

National Runner-up Finishes: 1 (1995)

NCAA Final Fours: 6
 (1941, 1945, 1978, 1990, 1994, 1995)

NCAA Regional Finals (Elite Eight): 6
 (1978, 1979, 1990, 1991, 1994, 1995)**

NCAA Regional Semifinals (Sweet 16): 10
 (1978, 1979, 1981, 1983, 1990, 1991, 1993, 1994,
 1995, 1996)***

*Also received a bid in 1944 but was unable to participate due to a car accident. Total number of NCAA Tournament appearances is 29.

** Beginning in 1975 when each team was required to win at least two games to reach the Elite Eight

*** Beginning in 1975 when each team was required to win at least one game to reach the Sweet 16

NIT Appearances: 5
 (2 post-season, 3 pre-season)

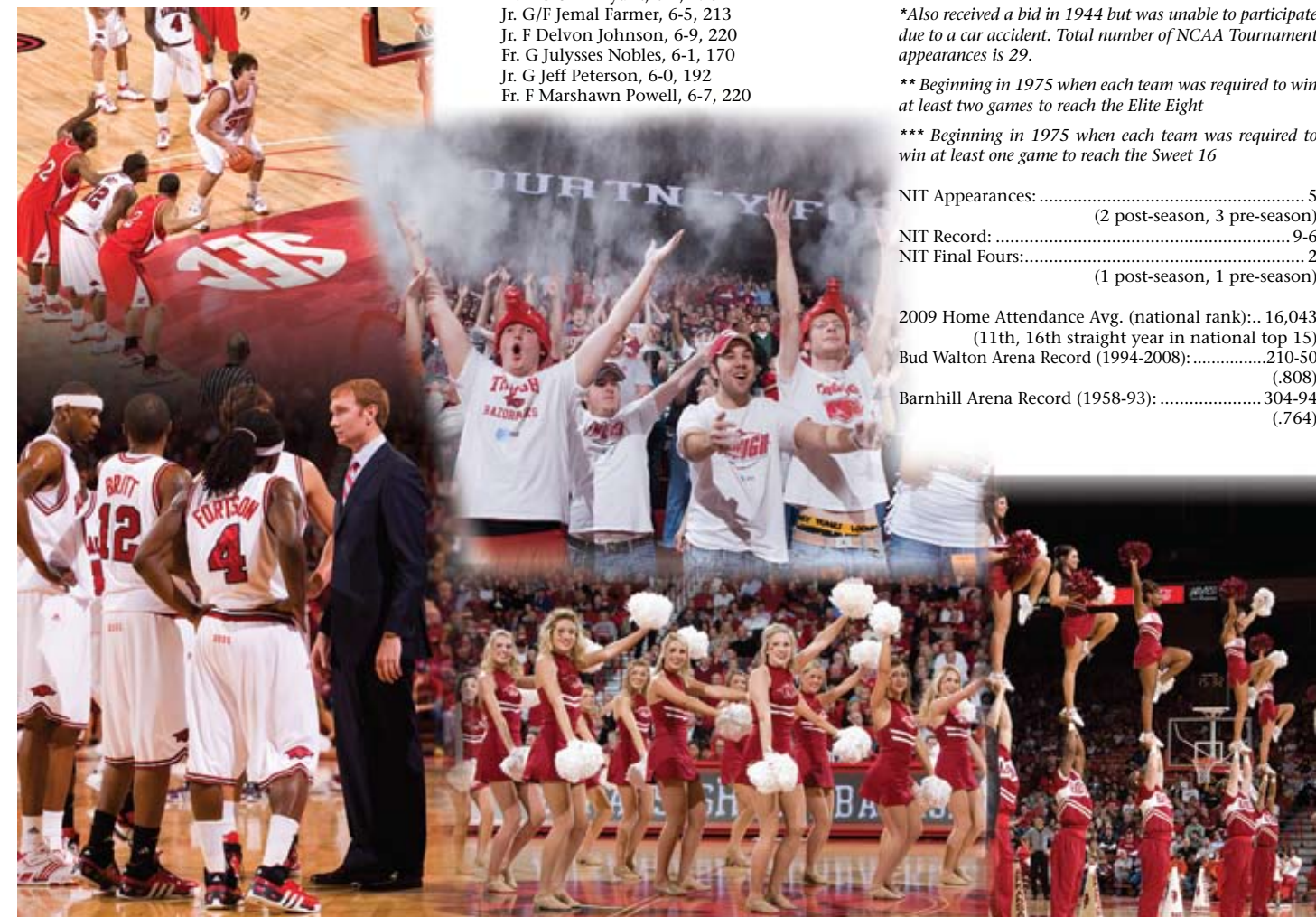
NIT Record: 9-6

NIT Final Fours: 2
 (1 post-season, 1 pre-season)

2009 Home Attendance Avg. (national rank): .. 16,043
 (11th, 16th straight year in national top 15)

Bud Walton Arena Record (1994-2008): 210-50
 (.808)

Barnhill Arena Record (1958-93): 304-94
 (.764)





RAZORBACK BASKETBALL

Over the Last 25 Years

- 17 NCAA tournament bids
- 16 20-win seasons
- 534 victories
- .659 winning percentage
- 16 consecutive years ranked among the top 15 in the nation in average attendance.

Overall

- Six Final Four appearances
- 10 Sweet 16 appearances
- 30 NCAA tournament bids
- 40 NCAA tournament victories

PLAYER DEVELOPMENT

PLAYER	2008	2009
<i>Michael Washington</i>	<i>3.9 rpg</i>	<i>9.8 rpg (led SEC)</i>
<i>Courtney Fortson</i>	<i>-</i>	<i>Led all NCAA Freshmen, 5.9 apg</i>
<i>Rotnei Clarke</i>	<i>-</i>	<i>Led all NCAA Freshmen, .393 3-pt%</i>
<i>Stefan Welsh</i>	<i>4.2 ppg, 1.2 rpg</i>	<i>11.5 ppg, 2.9 rpg</i>
<i>Marcus Britt</i>	<i>.220 3-pt%</i>	<i>.500 3-pt%</i>



Since 1958, the Razorbacks are 514-144 at home for a winning percentage of .781. Since moving to Bud Walton Arena in 1994, Arkansas is 210-50 at home for a winning percentage of .808.

Arkansas has ranked among the top 15 in national attendance average for 16-straight years. Arkansas was No. 11 in 2009 (16,043).

RAZORBACK GAMEDAY



MEDIA ATTENTION

Arkansas has 29 regular-season games scheduled on television this season with six of those on ESPN or ESPN2. In the last eight seasons Arkansas has appeared on television 209 times. Jimmy Dykes, an Arkansas graduate and basketball letterman, broadcasts games for ESPN.

ESPN's Jimmy Dykes and Brad Nesler don Courtney Fortson-esque headgear during their coverage of Arkansas-Alabama in 2009.





TRADITION

No. 10
Arkansas' national
rank with six Final
Four appearances

No. 9
Arkansas' national
rank with 30 NCAA
Tournament bids

No. 14
Arkansas' national
rank with 10
appearances in the
NCAA Tournament
Sweet 16



In Bud Walton Arena - "The Basketball Palace of Mid-America" - the Razorbacks have an all-time average attendance of 17,160 with an all-time record of 210-50 (.808).

FACILITIES

Razorback facilities include a spacious locker room, team meeting area, an artistically designed shower, a museum commemorating the great players and teams in school history, a player lounge with high speed internet access and a one-of-a-kind scoreboard.





TODD DAY



DARIAN TOWNES



CORLISS WILLIAMSON



SIDNEY MONCRIEF



STEVEN HILL



JANNERO PARGO



OLIVER MILLER



DARREL WALKER

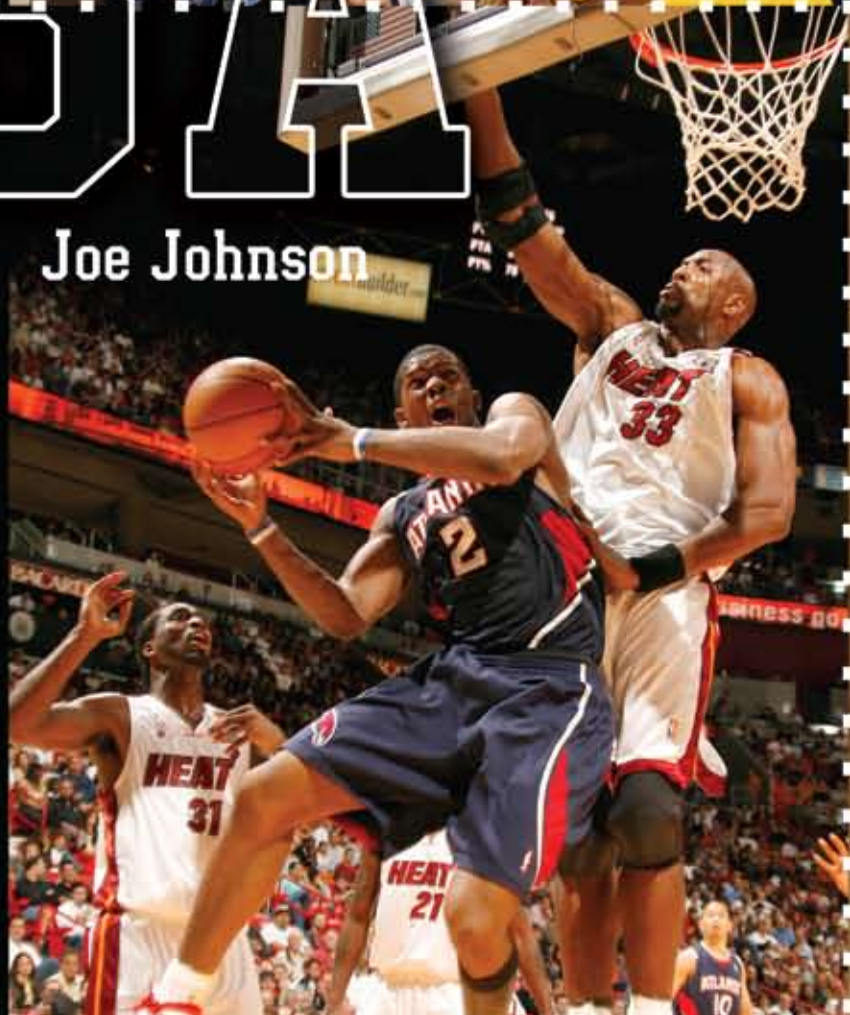
ARKANSAS FIRST-ROUND PICKS

Name	Year	Team	Pick
Ronnie Brewer	2006	Utah	14th
Joe Johnson	2001	Boston	10th
Corliss Williamson	1995	Sacramento	13th
Lee Mayberry	1992	Milwaukee	23rd
Oliver Miller	1992	Phoenix	22nd
Todd Day	1992	Milwaukee	8th
Joe Kleine	1985	Sacramento	6th
Alvin Robertson	1984	San Antonio	7th
Darrell Walker	1983	New York	12th
Sidney Moncrief	1979	Milwaukee	5th
Ron Brewer	1978	Portland	7th



Ronnie Brewer


ARKANSAS IN THE NBA



Joe Johnson

ACTIVE HOGS IN THE PROS

Name	Pos.	Last Year at UA	Team
Ronnie Brewer	G	2006	Utah
Tony Brown	AC	1982	Los Angeles Clippers
Gary Ervin	G	2008	Tulsa 66ers
Steven Hill	C	2008	Tulsa 66ers
Dontell Jefferson	G	2006	Charlotte Hornets
Joe Johnson	G/F	2001	Atlanta Hawks
Jannero Pargo	G	2002	Chicago Bulls
Darrell Walker	AC	1983	Detroit Pistons
Sonny Weems	G	2008	Milwaukee Bucks



Sonny Weems

The Willard and Pat Walker Family Training Center gives the Razorbacks 38,000 square feet of training space. The top floor features an 18,000 square foot weight room with a nutritional area and 13 42-inch flat screen televisions for viewing and adjusting technique. The second floor houses an athletic training room with rehabilitation equipment.

The first floor inside the pavilion features the 16,000 square foot Camden and Sue Greene Speed Development Center. It includes a three-lane, 70-yard mondo track surface, a two-lane, 60-yard sand pit and a 2,500 square foot AstroPlay agility area

STRENGTH & CONDITIONING





- SEC teams have won 10 NCAA championships and four NIT titles.

- Every team in the SEC has made at least one NCAA Tournament appearance in the last six seasons.

- The SEC and ACC are the only two conferences in the country to have every team ranked at least once in the Associated Press Top 25 since 1999-2000.



- The SEC leads the nation with 11 of 12 members advancing to at least the Sweet 16 of the NCAA Tournament since 1996.

- The SEC has sent 12 teams to the Final Four in the last 17 years, which ranks second-best in the nation.

- The SEC and ESPN inked a 15-year TV rights deal that guaranteed that an ESPN rightsholder would offer every SEC intra-conference game as well as other key matchups.





2009/10
COACHES



Head Coach John Pelphrey

John Pelphrey is entering his third season at Arkansas, but for the first time has an experienced group of returnees who are accustomed to playing in his system.

His first season, in 2008, he inherited a veteran club featuring six seniors, but they had to learn Pelphrey's style on the run. Last year, Pelphrey and staff started from scratch with a roster featuring seven newcomers.

This year, the Razorbacks return six lettermen from last year, including all five starters, while welcoming six newcomers who will immediately provide depth and competition for playing time.

Pelphrey, who is beginning his eighth season overall as a head coach, set a school record in 2008 for wins by a first-year Arkansas head coach after taking the position on April 9, 2007. In the process, he became the first first-year coach to lead Arkansas to a post-season tournament appearance as the Hogs advanced to the second round of the NCAA Tournament.

Arkansas went 23-12, finished second in the Southeastern Conference's Western Division, advanced to the finals of the SEC Tournament and won a game in the NCAA Tournament for the first time since 1999. The Razorbacks were ranked as high as No. 18 during the season and ended the year receiving votes after going 6-2 against ranked teams with a win over No. 24 Indiana in the first round of the NCAA Tournament.

Pelphrey's 23 wins easily set a school record by a first-year head coach, topping the 19-7 mark of Eugene Lambert in 1943. Arkansas' best win total since 1999 (23-11) was achieved with improved offense and rebounding.

The 2008 squad averaged 74.1 points, its best since 2002 (74.9); shot .468 from the field, its best since 1994 (.488); made 514 free throws, its most since 1995 (609); had 1,274 rebounds, its most since 1998 (1,306); averaged 36.4 boards, its best since 2003 (38.0); and limited opponents to 32.2 rebounds, its best defensive average since 1985 (27.5).

In 2009, he had just one starter and three lettermen back from the 23-12 club. Despite returning just 14 percent of the team's scoring, 17 percent of the rebounding, 13 percent of the field goals and free throws, 21 percent of the assists and 19 percent of the steals from 2008, he kept the Razorbacks competitive as they finished 14-16. The roster featured seven newcomers and little depth, but the Hogs posted wins over No. 4 Oklahoma, 96-88, and No. 7 Texas, 67-61, and won the championship of the Jim Thorpe Classic.

Pelphrey is a former standout at Kentucky for Eddie Sutton and Rick Pitino (1988-92), and he has learned from some of the best as an assistant under Sutton and Billy Donovan.

In 2006, he led South Alabama to the biggest turnaround in the nation, a Sun Belt Conference West Division title, the conference tournament title and a spot in the NCAA Tournament. In five years at USA, his teams went 14-14 in 2003, 12-16 in 2004, 10-18 in 2005, 24-7 in 2006 and 20-12 in 2007.

His 2007 squad replaced its top three scorers from 2006, but USA went 20-12 and won the Sun Belt regular season title at 13-5 before falling at Syracuse, 79-73, in a first-round NIT game.

Pelphrey's final USA team led the Sun Belt in turnover margin (+2.53), assist-to-turnover ratio (1.12) and three-point defense (.325), and was second in steals (7.22) and scoring defense (67.3). The Jaguars also made 272-of-749 three-pointers, an average of 8.5 per game, while scoring 71.3 points.

The 2006 team, which lost in the first round of the NCAA Tournament to eventual national champion Florida, 76-50, led the league in scoring margin (+8.1) and three-point defense (.300), and was second in steals (8.52) and scoring defense (65.6). USA hit 267-of-728 threes, an average of 8.6 per game, and scored 73.6 points a game.

In making the biggest turnaround in the nation, USA improved from 62.3 points in 2005 to 73.6 in 2006, from a .416 field-goal percentage to .453, a .646 free-throw percentage to .703, a .351 defensive three-point percentage to .300, 16.0 turnovers to 13.4, 11.0 assists to 14.1, 13.9 turnovers forced to 16.8, 7.6 steals to 8.5 and 207 made three-pointers to 267.

The Paintsville, Ky., native went to South Alabama following six seasons as an assistant under Donovan at Florida from 1997-2002. He



John Pelphrey's Razorbacks have eight wins over teams ranked in the nation's top 25 in the last two years.

"John was the brightest player I've ever coached and the best leader. He not only was the hardest worker, but he got everybody else working harder and playing better. I knew he was going to be a coach. It was easy to see. Then he went with Billy Donovan and was able to learn the recruiting game, and there's no one better to learn it from than Billy."

• **Rick Pitino**, Louisville and former Kentucky head coach

was also an assistant under Donovan for two years at Marshall in 1995 and '96.

The 2006 Sun Belt Conference Coach of the Year began his coaching career as an assistant to Sutton, who he played for at Kentucky, at Oklahoma State in 1994.

In his six seasons at Florida, the Gators went 124-65 with a then school-record four straight NCAA Tournament bids after one trip to the NIT. Florida reached the national championship game in 2000 and the Sweet 16 in 1999.

As an assistant under Donovan at Marshall, the Thundering Herd went 18-9 in 1995 and 17-11 in '96 after going 9-18 the year before they arrived.

Under Sutton at OSU in 1994, the Cowboys were 24-10 and reached the second round of the NCAA Tournament.

Pelphrey began his coaching career following one season playing professionally in France and Spain.

He played two years under Sutton and three under Pitino at Kentucky. After redshirting in 1988, he lettered from 1989-92 and was a team captain in 1991 and '92. He averaged 1.7 points as a freshman under Sutton.

In Pitino's first year in 1990, with Donovan as an assistant, Pelphrey improved to 13.0 points as a sophomore. As a junior in '91, he averaged a team-high tying 14.4 points on a 22-6 squad, earning honorable mention All-America and first-team All-SEC honors.

In 1992, he was second on the team with 12.5 points, helping the Wildcats go 29-7, win the SEC Tournament and end the year ranked No. 6 in the nation. Kentucky advanced to the Elite Eight in the NCAA Tournament, falling to Duke, 104-103 in overtime, in what is often regarded as one of the best college basketball games in history. Duke won on Christian Laettner's buzzer-beating jumper. Pelphrey was one of four seniors on that squad known to UK fans as "The Unforgettables."

Inducted into the Kentucky Hall of Fame in 2005 and named UK's Student-Athlete of the Year in 1989, his jersey number (No. 34) was retired in 1992. Over his UK career, he started 90 of 114 games and finished with a career scoring average of 11.0 points.

The son of two teachers, he served on UK's Student-Athlete Advisory Committee from 1990-92 and was named to the SEC Academic Honor Roll in 1990. He graduated from Kentucky in 1992.

Named Mr. Basketball in the state of Kentucky as a senior at Paintsville High in 1987, he scored 2,477 points and claimed 1,316 rebounds for his career.

Pelphrey is married to the former Tracy Lyon and they have a son, Jaxson Hamilton (13) and a daughter, Grace Donovan (10).



The Pelphrey Family (left to right): Grace, John, Tracy and Jaxson.

JOHN PELPHREY QUICK FACTS

Born: July 18, 1968

Family: wife – Tracy (Lyon); son – Jaxson Hamilton (1-7-97); daughter – Grace Donovan (12-9-99)

Named Head Coach at Arkansas: April 9, 2007

Years of Division I Collegiate Head Coaching Experience: 7

Head Coaching Record:

117-95 (.552), seven years, 2003-09

37-28 (.569) in two years at Arkansas, 2008-09

80-67 (.544) in five years at South Alabama, 2003-07

Coaching Honors

Arkansas – 2008 – School record for wins by a first-year head coach (23); first first-year coach in school history to earn a post-season tournament bid (NCAA)

South Alabama – 2006 Sun Belt Conference Coach of the Year

Coaching History:

2008-Present – Arkansas, head coach

2003-07 – South Alabama, head coach

1997-2002 – Florida, assistant coach

1995-96 – Marshall, assistant coach

1994 – Oklahoma State, assistant coach

Season Records and Post-Season Experience as a Collegiate Coach:

Arkansas (Head Coach)

2009 (14-16)

2008 (23-12, SEC Tournament finals) – NCAA Tournament second round

South Alabama (Head Coach)

2007 (20-12, Sun Belt overall regular season champion) – NIT first round

2006 (24-7, Sun Belt West Division & tournament champion) – NCAA first round

2005 (10-18)

2004 (12-16)

2003 (14-14)

Florida (Assistant Coach)

2002 (22-9, SEC Eastern Division co-champion) – NCAA first round

2001 (24-7, SEC regular season co-champion) – NCAA second round

2000 (29-8, SEC regular season co-champion) – NCAA Runner-up

1999 (22-9) – NCAA Tournament Sweet 16

1998 (14-15) – NIT first round

1997 (13-17)

Marshall (Assistant Coach)

1996 (17-11)

1995 (18-9)

Oklahoma State (Assistant Coach)

1994 (24-10) – NCAA Tournament second round

Player History:

1993 – Played professionally in France and Spain

1988-92 – Kentucky, four-year letterman

1984-87 – Paintsville (Ky.) High School

Player Notes:

Kentucky – Inducted into the Kentucky Hall of Fame in 2005; jersey number (No. 34) retired in 1992; 1991 honorable mention All-American, first-team All-SEC by league coaches, second-team All-SEC by AP, team MVP; two-year team captain (1991 and 1992); 1990 UK Best Playmaker and Mr. Deflection team awards; 1989 Kentucky Student Athlete of the Year; started 90 of 114 career games; career scoring average of 11.0

Paintsville High School – 1987 Mr. Basketball in the state of Kentucky; finished prep career with 2,477 points and 1,316 rebounds; also a baseball pitcher and shortstop

Education:

1992 – Kentucky

1987 – Paintsville (Ky.) High School



JOHN PELPHEY AGAINST ALL OPPONENTS

	Record	Home/Away/Neutral	Last Meeting (W or L)
Alabama	2-2	2-0/0-2/0-0	2009 L
Alabama-Birmingham	0-2	0-1/0-1/0-0	2005 L
Alabama St.	2-2	2-0/0-2/0-0	2006 W
Appalachian St.	0-1	0-0/0-0/0-1	2008 L
Arkansas-Little Rock	4-2	2-1/1-1/1-0	2007 W
Arkansas-Monticello	1-0	1-0/0-0/0-0	2005 W
Arkansas St.	3-3	2-1/1-2/0-0	2007 W
Auburn	2-3	1-1/1-2/0-0	2009 W
Auburn-Montgomery	1-0	1-0/0-0/0-0	2005 W
Austin Peay	1-0	1-0/0-0/0-0	2009 W
Baylor	1-0	0-0/0-0/1-0	2008 W
Birmingham Southern	1-0	1-0/0-0/0-0	2003 W
Bowling Green	0-1	0-0/0-1/0-0	2007 L
California-Davis	1-0	1-0/0-0/0-0	2009 W
California-Irvine	1-0	0-0/0-0/1-0	2007 W
College of Charleston	1-0	0-0/0-0/1-0	2008 W
Delaware St.	1-0	1-0/0-0/0-0	2008 W
Denver	5-5	3-1/1-4/1-0	2007 W
Florida	1-3	1-0/0-1/0-2	2009 W
Florida A&M	1-0	1-0/0-0/0-0	2009 W
Florida Atlantic	1-1	1-0/0-1/0-0	2007 L
Florida International	3-4	1-2/2-1/0-1	2007 L
Florida St.	0-1	0-0/0-1/0-0	2005 L
Fresno St.	0-1	0-0/0-1/0-0	2007 L
Georgia	1-4	1-0/0-3/0-1	2009 W
Georgia St.	1-1	1-0/0-1/0-0	2003 L
Houston	2-0	1-0/1-0/0-0	2007 W
Indiana	1-0	0-0/0-0/1-0	2008 W
Jackson St.	1-1	1-0/0-1/0-0	2004 W
Kentucky	0-2	0-1/0-1/0-0	2009 L
Louisiana-Lafayette	4-6	1-3/3-2/0-1	2007 W
Louisiana-Monroe	4-0	3-0/1-0/0-0	2008 W
Louisville	0-1	0-0/0-1/0-0	2003 L
Loyola Marymount	1-1	0-1/1-0/0-0	2006 W
LSU	2-3	1-1/1-2/0-0	2009 L
Marist	1-0	1-0/0-0/0-0	2003 W
Middle Tennessee	4-4	1-2/3-0/0-2	2007 L
Mississippi (Ole Miss)	1-4	1-2/0-2/0-0	2009 L
Mississippi St.	1-7	1-2/0-5/0-0	2009 L
Missouri	1-0	1-0/0-0/0-0	2008 W
Missouri St.	1-1	1-0/0-1/0-0	2009 L
Morehead St.	1-0	1-0/0-0/0-0	2007 W
New Mexico St.	3-3	1-2/2-1/0-0	2005 W
New Orleans	5-4	3-1/2-3/0-0	2007 W
North Georgia	1-0	1-0/0-0/0-0	2003 W
North Carolina	0-1	0-0/0-0/0-1	2008 L
North Carolina Central	1-0	1-0/0-0/0-0	2009 W
North Texas	9-1	6-0/3-1/0-0	2009 W
Northwestern St.	2-0	2-0/0-0/0-0	2009 W
Oklahoma	1-1	1-0/0-1/0-0	2009 W
Old Dominion	1-1	1-0/0-1/0-0	2005 L
Oral Roberts	1-0	1-0/0-0/0-0	2008 W
Providence	0-1	0-0/0-0/0-1	2008 L
Purdue	0-1	0-0/0-1/0-0	2006 L
Reinhardt College	1-0	1-0/0-0/0-0	2005 W
Samford	4-0	4-0/0-0/0-0	2007 W
South Alabama	1-0	0-0/1-0/0-0	2009 W
South Carolina	0-2	0-1/0-1/0-0	2009 L
South Florida	0-1	0-0/0-1/0-0	2004 L
Southeastern La.	1-0	1-0/0-0/0-0	2009 W
Southern Miss	1-2	0-1/1-1/0-0	2006 W
Southern University	1-0	0-0/0-0/1-0	2003 W
Spring Hill College	2-0	2-0/0-0/0-0	2006 W
Stephen F. Austin	1-0	1-0/0-0/0-0	2009 W
Syracuse	0-1	0-0/0-1/0-0	2007 L
Tennessee	1-3	0-1/0-2/1-0	2009 L
Texas	1-0	1-0/0-0/0-0	2009 W
Texas-Arlington	1-0	0-0/0-0/1-0	2004 W
Texas-San Antonio	1-0	1-0/0-0/0-0	2008 W
Texas College	1-0	1-0/0-0/0-0	2007 W
Texas Southern	1-0	1-0/0-0/0-0	2009 W
Troy	3-1	1-1/2-0/0-0	2007 L
Vanderbilt	2-1	1-0/0-1/1-0	2009 L
Virginia Commonwealth	1-0	0-0/0-0/1-0	2008 W
West Alabama	1-0	1-0/0-0/0-0	2004 W
West Florida	1-0	1-0/0-0/0-0	2007 W
Western Kentucky	3-4	2-1/0-3/1-0	2007 W
Western Michigan	1-1	1-0/0-1/0-0	2006 W
William Carey	1-0	1-0/0-0/0-0	2003 W
Winston-Salem St.	1-0	0-0/0-0/1-0	2007 W
Wofford	1-0	1-0/0-0/0-0	2008 W



John Pelphrey has all five starters back from last year's team.

“John is a man of vision, an architect and someone who understands the process of building a program from the ground up. He connects well with people on every level. He is a man of great values, a great teacher, a great role model for the student-athletes he mentors and has been a success everywhere he has been because of these qualities.”

• **Jeremy Foley**, Florida athletic director



“He was absolutely like a big brother to me. That’s what he’s going to be like for that program. His greatest asset is his leadership. When we were at Kentucky, he was the leader of the team. Sure, he was one of a few captains, but everyone knew who the real captain was.”

- **Travis Ford**, Oklahoma State head coach and former teammate at Kentucky



John Pelphrey is 29th on Kentucky’s all-time scoring list with 1,257 points.

JOHN PELPHREY’S RECORD

Overall: 117-95 (.552)	In Overtime Games: 5-6
<i>Home:</i> 76-27	<i>at Arkansas:</i> 1-2
<i>Away:</i> 27-58	<i>Home:</i> 4-2, 1-1 at UA
<i>Neutral:</i> 14-9	<i>Away:</i> 1-3, 0-1 at UA
At Arkansas: 37-28 (.569)	<i>Neutral:</i> 0-1
<i>Home:</i> 27-7	Conference Games: 55-55
<i>Away:</i> 3-16	<i>at Arkansas:</i> 11-21
<i>Neutral:</i> 7-5	<i>Home:</i> 33-22, 9-7 at UA
At South Alabama: 80-67 (.544)	<i>Away:</i> 22-33, 2-14 at UA
<i>Home:</i> 49-20	Conference Tournaments: 5-6
<i>Away:</i> 24-42	<i>at Arkansas:</i> 2-2
<i>Neutral:</i> 7-5	NCAA Tournaments: 1-2
In Season-Openers: 5-2	<i>at Arkansas:</i> 1-1
<i>at Arkansas:</i> 2-0	Scoring Below 50 Points: 0-5
<i>Home:</i> 3-0, 2-0 at UA	<i>Home:</i> 0-1
<i>Away:</i> 0-2	<i>Away:</i> 0-4
<i>Neutral:</i> 2-0	<i>Neutral:</i> 0-0
In Home Openers: 7-0	Scoring 50-59 Points: 7-29
<i>at Arkansas:</i> 2-0	<i>at Arkansas:</i> 0-9
In Road Openers: 2-4	<i>Home:</i> 4-8, 0-2 at UA
<i>(road or neutral)</i>	<i>Away:</i> 2-13, 0-4 at UA
In Conference Openers: 2-5	<i>Neutral:</i> 1-6, 0-3 at UA
<i>at Arkansas:</i> 1-1	Scoring 60-69 Points: 30-33
<i>Home:</i> 1-2, 0-1 at UA	<i>at Arkansas:</i> 7-10
<i>Away:</i> 1-3, 1-0 at UA	<i>Home:</i> 18-7, 6-3 at UA
In Conference Home Openers: 3-4	<i>Away:</i> 11-22, 1-6 at UA
<i>at Arkansas:</i> 1-1	<i>Neutral:</i> 1-2, 0-1 at UA
In Conference Road Openers: 3-4	Scoring 70-79 Points: 34-24
<i>at Arkansas:</i> 1-1	<i>at Arkansas:</i> 10-8
Against Ranked Teams: 9-6	<i>Home:</i> 20-8, 6-1 at UA
<i>at Arkansas:</i> 8-3	<i>Away:</i> 8-14, 2-6 at UA
<i>Home:</i> 6-1, 5-1 at UA	<i>Neutral:</i> 3-1, 2-1 at UA
<i>Away:</i> 0-2, 0-1 at UA	Scoring 80-89 Points: 28-3
<i>Neutral:</i> 3-2, 3-1 at UA	<i>at Arkansas:</i> 13-0
One-Possession Games: 12-18	<i>Home:</i> 17-1, 8-0 at UA
<i>(three points or less)</i>	<i>Away:</i> 3-2
<i>at Arkansas:</i> 3-3	<i>Neutral:</i> 5-0, 4-0 at UA
<i>Home:</i> 6-6, 1-2 at UA	Scoring 90-99 Points: 16-1
<i>Away:</i> 5-9, 1-1 at UA	<i>at Arkansas:</i> 8-1
<i>Neutral:</i> 1-3, 1-0 at UA	<i>Home:</i> 12-1, 7-1 at UA
In Games Decided by Five Points or Less: 24-25	<i>Away:</i> 2-0
<i>at Arkansas:</i> 6-7	<i>Neutral:</i> 2-0, 1-0 at UA
<i>Home:</i> 14-10, 4-3 at UA	Scoring 100 or More Points: 2-0
<i>Away:</i> 7-12, 1-4 at UA	<i>Home:</i> 2-0
<i>Neutral:</i> 3-3, 1-0 at UA	<i>Away:</i> 0-0
	<i>Neutral:</i> 0-0



“This is a dream job for me...I know at the University of Arkansas you can compete for SEC championships and if we can compete in the SEC then we can compete nationally, and these (NCAA Tournament) banners prove that...The greatest thing about this program is that we have the most passionate fans in the country...When I go into that arena, I no longer have to worry about what that sound is when the Razorbacks come in. I now know that I am going to be a part of that when you guys ‘Call the Hogs,’ and I can not tell you how special that is.”

• **John Pelfrey**, Arkansas head coach



“John Pelfrey is a phenomenal coach, and I think people realize and respect that, but he’s an even better person. He understands about developing student-athletes as people, not just as players. John sets the highest standards in values and integrity, and instills these values in the young men he teaches. His work ethic and passion have made him a success at every level of basketball, from a player to an assistant to the transition to a head coach.”

• **Billy Donovan**, Florida head coach

“He is going to be lethal at Arkansas. Arkansas has some of the greatest fans in college basketball. When you put that running and pressing style back in, it will be a great combination. John will do an unbelievable job bringing premier players into the program. It’s a great fit. It fits like a glove.”

• **Rick Pitino**, Louisville and former Kentucky head coach



John Pelphrey Timeline

"It's a wonderful opportunity for John because of the history and tradition of the Arkansas program, and because of the great administrative and fan support. It's a great fit for Arkansas because he's bringing a style of play from his Rick Pitino, Billy Donovan and Eddie Sutton background. His style will not only be successful, but also fun and exciting. He is a tireless worker and a tremendous recruiter."

"His coaching career has progressed on a fast learning curve. He had great opportunities with Billy Donovan and Eddie Sutton, who are two outstanding coaches, and he also played for Rick Pitino. He took a program (USA) that was not in very good shape and really built it back to be a strong program. They won their league, and played in both the NCAA Tournament and the NIT."

"He's a really solid, solid basketball guy. I think he's one of the young superstar coaches out there."

- C.M. Newton, former Athletic Director at Kentucky, and head coach at Vanderbilt and Alabama

"I saw his teams play twice, including in the championship game of the Sun Belt (in 2007). Every player on that team laid it on the line for 40 minutes. It was the way he played at Kentucky for five years. I think that's the most important thing I can tell you about him and the way he coaches. Effort and passion are very important parts of what fans in this state want. I know our fans will never leave the arena thinking the other team played harder than their Razorbacks. That's a big, big deal to the people of this state."

"The people of Kentucky love John the same way our fans love Joe (Kleine). There is a reason his jersey is hanging from the rafters at Rupp Arena. He is beloved as few from that program have been. The fact is that there are a lot who played there with more God-given ability, just like Joe here, but he played every possession to the best of his ability, like Joe did. No one played the game harder at Kentucky than John Pelphrey and that's the way he coaches."

- Jimmy Dykes, ESPN analyst, Arkansas graduate and former assistant at Kentucky



- John Pelphrey played two years at Kentucky (1988 [redshirted] and '89) for former Arkansas head coach Eddie Sutton. He also began his coaching career as an assistant on Sutton's staff at Oklahoma State in 1994.

- Pelphrey played his last three years at Kentucky for head coach Rick Pitino. He averaged 13.0 points as a sophomore, 14.4 and was first-team All-SEC and an honorable mention All-American as a junior, and 12.5 points as a senior on a team finishing 29-7, reaching the Elite Eight and earning a No. 6 final ranking.



- After beginning his coaching career under Sutton, Pelphrey was an assistant to Billy Donovan, who was on Pitino's staff at Kentucky, at Marshall (1995 and '96) and Florida (1997-2002). His last four teams at Florida won 22 or more games and earned NCAA Tournament bids with a trip to the national title game in 2000.

- Following nine years as an assistant, Pelphrey was the head coach at South Alabama for five years (2003-07). His 2006 team recorded the biggest turnaround in the nation, improving from 10-18 to 24-7 with a conference divisional title, the Sun Belt Conference Tournament championship and a spot in the NCAA Tournament. His 2007 team, despite losing the top three scorers from 2006, went 20-12, won the Sun Belt regular season title and earned a spot in the NIT.



Pelphrey was named head coach at Arkansas on April 9, 2007.



Rob Evans

Assistant Coach



Rob Evans, a former Southeastern Conference Coach of the Year, is in his third season at Arkansas after joining head coach John Pelphrey's staff on April 19, 2007.

Evans was the head coach at Ole Miss from 1993-98 and at Arizona State from 1999-2006. He rebuilt both programs, leading Ole Miss to consecutive SEC Western Division titles and NCAA Tournament bids, and guiding Arizona State to four post-season tournament appearances, including in three of the last five years in Tempe.

The Hobbs, N.M., native was a collegiate assistant for 24 years before taking over the Razorbacks. He was an assistant to Eddie Sutton at Oklahoma State in 1991 and 1992 after spending 15 years as an assistant at Texas Tech (1976-90) and seven under Lou Henson at New Mexico State (1969-75), his alma mater.

In his first year at Arkansas, he helped the Razorbacks finish 23-12. The Hogs reached the finals of the SEC Tournament and advanced to the second round of the NCAA Tournament. The 23 wins were the most since 1999 and the NCAA Tournament victory the first in nine years.

In 2008, Arkansas averaged 74.1 points, its best since 2002 (74.9); shot .468 from the field, its best since 1994 (.488); made 514 free throws, its most since 1995 (609); had 1,274 rebounds, its most since 1998 (1,306); averaged 36.4 boards, its best since 2003 (38.0); and limited opponents to 32.2 rebounds, its best defensive average since 1985 (27.5).

Evans has 40 years of collegiate coaching experience, including 14 years as a head coach. Six of his 14 teams as head coach earned post-season tournament bids with 17 of his teams overall advancing to post-season play.

He helped the Aggies earn four NCAA Tournament bids in seven years with a trip to the Final Four in 1970. While an assistant at NMSU, he also coached the freshman teams to a combined record of 90-15. Eight of his teams at Texas Tech won 17 or more games with three Southwest Conference Tournament titles and three NCAA Tournament bids. In his two seasons at OSU, the Cowboys reached the NCAA Tournament Sweet 16 each year.

At Ole Miss, he took over a program with just one winning season in the previous nine seasons and only one NCAA Tournament bid in its history. After a 10-18 mark his first year, the Rebels were 14-13 in 1994 for their first winning season in seven years. Ole Miss was 8-19 and 12-15 the next two years, but went 20-9 in 1997 and 22-7 in 1998, winning Western Division titles each year and earning back-to-back NCAA Tournament bids for the first time. The consecutive 20-win seasons were the first for Ole Miss since 1937 and '38.

Evans was named SEC Coach of the Year and CollegiateInsider.com National Coach of the Year in 1997. In 1998, the Rebels beat Kentucky in Lexington for the first time since 1927.

At Arizona State, his first club went 14-16 in 1999, but the 19-13 finish in 2000, which included reaching the second round of the NIT, was just the fourth 19-win season for the Sun Devils in 19 years. Following a 13-16 finish in 2001, ASU went 14-15 in 2002 with injuries to three players. Despite the setbacks, Evans' team beat four NCAA Tournament teams, won at UCLA for the first time since 1987 and earned a spot in the NIT.

In 2003, the Sun Devils went 20-12 for their first 20-win season since 1995 and advanced to the second round of the NCAA Tournament with an upset win over Memphis. ASU was 10-17 in 2004, 18-14 with a post-season tournament bid (NIT) for the third time in four years in 2005 and 11-17 in 2006.

His last club led the Pac-10 in three-point shooting (.378), allowed only 69.9 points a game for ASU's best defensive scoring average since 1991 (69.1) and lost four games by four points or less with another loss in overtime.

As a player, he was the first All-American at Lubbock (Texas) Christian College after averaging 19.8 points in 1966. Named team captain, he was also all-conference and all-region.

At New Mexico State, he captained the 1967 Aggies to a 15-11 record and the 1968 squad to a 23-6 mark. NMSU made the NCAA Tournament both years. The 1967 team lost to Elvin Hayes and Houston while the 1968 squad beat Dick Motta and Weber State before losing to eventual national champion UCLA and Lew Alcindor.

A former baseball star as well, he was drafted out of high school by the Colt 45s, which eventually became the Houston Astros. Following college, he signed as a free agent with the Dallas Chaparrals of the American Basketball Association and with the Oakland Raiders as a receiver.

Evans, who was selected NMSU's most outstanding athlete in 1967 and has been named to the school's all-time basketball team, was inducted into the Aggie Athletic Hall of Fame in 1993. In 1991, he was elected by his peers to be president of the National Association of Assistant Basketball Coaches, was inducted into the Lubbock Christian Hall of Fame in 1990, the Las Cruces, N.M., Hall of Fame in 1989, presented the Texas Tech Outstanding Achievement Award for 1986-87 and selected as NMSU's School of Education Alumnus of the Year in 1994.



ROB EVANS QUICK FACTS

JOINED THE STAFF: April 19, 2007

YEARS OF NCAA DIVISION I HEAD COACHING EXPERIENCE: 14 (40 overall)

HEAD COACHING RECORD:

119-120 (.498), eight years at Arizona State, 1999-2006
86-81 (.515), six years at Ole Miss, 1993-98
Totals: 205-201 (.505), 14 years overall

COACHING HONORS:

2003 – Sports Illustrated – 101 Most Influential Minorities in Sports
1999 – USA Basketball – head coach of silver medal winning team in Junior World Championships
1998 – USA Basketball – assistant coach of gold medal winning team in Junior World Championships
1998 – Basketball Times – All-South Coach of the Year
1997 – Ole Miss – SEC Coach of the Year, CollegiateInsider.com National Coach of the Year

COACHING HISTORY:

2008-Present – Arkansas, assistant coach
1999-2006 – Arizona State, head coach
1993-98 – Ole Miss, head coach
1991-92 – Oklahoma State, assistant coach
1976-90 – Texas Tech, assistant coach
1969-75 – New Mexico State, assistant coach

SEASON RECORDS AND POST-SEASON EXPERIENCE AS A COLLEGIATE COACH:

Arkansas (Assistant Coach)

2008 (23-12) – NCAA Tournament second round

Arizona State (Head Coach)

2006 (11-17)	2002 (14-15) – NIT first round
2005 (18-14) – NIT first round	2001 (13-16)
2004 (10-17)	2000 (19-13) – NIT second round
2003 (20-12) – NCAA second round	1999 (14-16)

Ole Miss (Head Coach)

1998 (22-7, SEC West champion)	1996 (12-15)
NCAA Tournament first round	1995 (8-19)
1997 (20-9, SEC West champion)	1994 (14-13)
NCAA Tournament first round	1993 (10-18)

Oklahoma State (Assistant Coach)

1992 (28-8) – NCAA Tournament Sweet 16
1991 (24-8) – NCAA Tournament Sweet 16

Texas Tech (Assistant Coach)

1990 (5-22)	1983 (12-19)
1989 (13-15)	1982 (17-11)
1988 (9-19)	1981 (15-13)
1987 (15-14)	1980 (16-13)
1986 (17-14, SWC Tourney champion)	1979 (19-11) – NIT first round
NCAA Tournament first round	1978 (19-10)
1985 (23-8, SWC regular season and tournament champion) – NCAA first round	1977 (20-9)
1984 (17-12)	1976 (25-6, SWC Tourney champion) – NCAA Tournament second round

New Mexico State (Assistant Coach)

1975 (20-7) – NCAA first round	1971 (19-8) – NCAA first round
1974 (14-11)	1970 (27-3) – NCAA Final Four
1973 (12-14)	1969 (24-5) – NCAA second round
1972 (19-6)	

Collegiate Player History:

1967-68 – New Mexico State
1965-66 – Lubbock (Texas) Christian College

PERSONAL:

Education: New Mexico State - bachelor's in education (1968); Lubbock (Texas) Christian College – AA degree (1966); Hobbs (N.M.) High School (1964)
Date of Birth: Sept. 7, 1946
Family: wife Carolyn (Marshall); grown son Damon; daughter Amber (Massey) and son-in-law Clifton Massey; granddaughters Nia Amber and Sarah Michelle, and grandson William Marshall.

Tom Ostrom

Assistant Coach



Tom Ostrom is in his third season as an assistant at Arkansas, but this is the sixth straight year he's been a member of head coach John Pelphrey's staff.

Ostrom spent the three previous years as an assistant to Pelphrey at South Alabama. A former assistant at Florida under Billy Donovan, he was at South Alabama from 2005-07 after working at Florida from 1998-2004.

Pelphrey and Ostrom were on the same staff at Florida from 1998 through 2002.

In his first year at Arkansas, he helped the Razorbacks finish 23-12. The Hogs reached the finals of the SEC Tournament and advanced to the second round of the NCAA Tournament. The 23 wins were the most since 1999 and the NCAA Tournament victory the first in nine years.

In 2008, Arkansas averaged 74.1 points, its best since 2002 (74.9); shot .468 from the field, its best since 1994 (.488); made 514 free throws, its most since 1995 (609); had 1,274 rebounds, its most since 1998 (1,306); averaged 36.4 boards, its best since 2003 (38.0); and limited opponents to 32.2 rebounds, its best defensive average since 1985 (27.5).

In 2009, Arkansas had just one starter and three lettermen back from the 23-12 club. Despite returning just 14 percent of the team's scoring, 17 percent of the rebounding, 13 percent of the field goals and free throws, 21 percent of the assists and 19 percent of the steals from 2008, Ostrom and staff kept the Razorbacks competitive as they finished 14-16. The roster featured seven newcomers and little depth, but the Hogs posted wins over No. 4 Oklahoma, 96-88, and No. 7 Texas, 67-61, and won the championship of the Jim Thorpe Classic.

Ostrom helped South Alabama record the best turnaround in the nation in 2006. In his first year at USA, the Jaguars went 10-18 in 2005, but went 24-7 the following season. South Alabama won the Sun Belt Conference West Division title and the tournament championship to send the Jaguars to the NCAA Tournament for the first time since 1998.

The 2006 team, which lost in the first round of the NCAA Tournament to eventual national champion Florida, led the league in scoring margin (+8.1) and three-point defense (.300), and was second in steals (8.52) and scoring defense (65.6). USA hit 267-of-728 threes, an average of 8.6 per game.

In making the biggest turnaround in the nation, USA improved from 62.3 points in 2005 to 73.6 in 2006, from a .416 field-goal percentage to .453, a .646 free-throw percentage to .703, a .351 defensive three-point percentage to .300, 16.0 turnovers to 13.4, 11.0 assists to 14.1, 13.9 turnovers forced to 16.8, 7.6 steals to 8.5 and 207 made three-pointers to 267.

Despite losing the top three scorers off that 2006 squad, Ostrom and the Jaguars posted a 20-12 record in 2007, won the Sun Belt regular season title and lost a 79-73 decision at Syracuse in the first round of the NIT.

The 2007 team led the Sun Belt in turnover margin (+2.53), assist-to-turnover ratio (1.12) and three-point defense (.325), and was second in steals (7.22) and scoring defense (67.3). The Jaguars also made 272-of-749 three-pointers, an average of 8.5 per game.

Prior to joining Pelphrey's staff at USA, Ostrom spent seven seasons under Donovan at Florida, the first five as administrative assistant/video coordinator (1998-2002) and the final two as an assistant coach (2003-04). In his seven years, Florida was a combined 156-67, won two SEC regular season co-championships, three Eastern Division co-championships, played in the NIT his first season, played in the NCAA Tournament the last six years, reached the NCAA championship game in 2000, advanced to the Sweet 16 in 1999 and won 20 or more games his last six years.

A 1997 University of Minnesota graduate, Ostrom served as a student manager for the Golden Gophers. He prepped at Bethlehem Academy in Faribault, Minn.

TOM OSTROM QUICK FACTS

JOINED THE STAFF: April 9, 2007

YEARS OF NCAA DIVISION I EXPERIENCE: 12

COACHING HISTORY:

- 2008-Present – Arkansas, assistant coach
- 2005-07 – South Alabama, assistant coach
- 2003-04 – Florida, assistant coach
- 1998-2002 – Florida, administrative assistant/video coordinator

PLAYING HISTORY:

- 1985-88 – Bethlehem (Faribault, Minn.) Academy

SEASON RECORDS AND POST-SEASON EXPERIENCE AS A COLLEGIATE COACH:

Arkansas (Assistant Coach)

- 2009 (14-16)
- 2008 (23-12) – NCAA Tournament second round

South Alabama (Assistant Coach)

- 2007 (20-12, Sun Belt regular season champion) – NIT first round
- 2006 (24-7, Sun Belt West Division & tournament champion) – NCAA Tournament first round
- 2005 (10-18)

Florida (Assistant Coach)

- 2004 (20-11) – NCAA Tournament first round
- 2003 (25-8) – NCAA Tournament second round
- 2002 (22-9, SEC Eastern Division co-champion) – NCAA Tournament first round
- 2001 (24-7, SEC regular season co-champion) – NCAA Tournament second round
- 2000 (29-8, SEC regular season co-champion) – NCAA Runner-up
- 1999 (22-9) – NCAA Tournament Sweet 16
- 1998 (14-15) – NIT first round

PERSONAL:

- Education: Minnesota - bachelor's from School of Recreation and Kinesiology (1997); Bethlehem (Faribault, Minn.) Academy (1988)
- Family: wife Lisa (Henderson); son Tommy (6-5-95)





Isaac Brown

Assistant Coach



Isaac Brown, who has 12 years of collegiate coaching experience at the NCAA Division I and junior college levels, is in his third season at Arkansas after joining the staff in May 2007.

Brown was a part of head coach John Pelphrey's staff at South Alabama all five years where he assisted in recruiting and on-floor coaching.

In his first year at Arkansas, he helped the Razorbacks finish 23-12. The

Hogs reached the finals of the SEC Tournament and advanced to the second round of the NCAA Tournament. The 23 wins were the most since 1999 and the NCAA Tournament victory the first in nine years.

In 2008, Arkansas averaged 74.1 points, its best since 2002 (74.9); shot .468 from the field, its best since 1994 (.488); made 514 free throws, its most since 1995 (609); had 1,274 rebounds, its most since 1998 (1,306); averaged 36.4 boards, its best since 2003 (38.0); and limited opponents to 32.2 rebounds, its best defensive average since 1985 (27.5).

In 2009, Arkansas had just one starter and three lettermen back from the 23-12 club. Despite returning just 14 percent of the team's scoring, 17 percent of the rebounding, 13 percent of the field goals and free throws, 21 percent of the assists and 19 percent of the steals from 2008, Brown and staff kept the Razorbacks competitive as they finished 14-16. The roster featured seven newcomers and little depth, but the Hogs posted wins over No. 4 Oklahoma, 96-88, and No. 7 Texas, 67-61, and won the championship of the Jim Thorpe Classic.

Brown helped South Alabama record the best turnaround in the nation in 2006. South Alabama went 14-14 in 2003, 12-16 in 2004 and 10-18 in 2005, but went 24-7 in 2006. USA won the Sun Belt Conference West Division title and the tournament championship to send the Jaguars to the NCAA Tournament for the first time since 1998.

The 2006 team, which lost in the first round of the NCAA Tournament to eventual national champion Florida, led the league in scoring margin (+8.1) and three-point defense (.300), and was second in steals (8.52) and scoring defense (65.6). USA hit 267-of-728 threes, an average of 8.6 per game.

In making the biggest turnaround in the nation, USA improved from 62.3 points in 2005 to 73.6 in 2006, from a .416 field-goal percentage to .453, a .646 free-throw percentage to .703, a .351 defensive three-point percentage to .300, 16.0 turnovers to 13.4, 11.0 assists to 14.1, 13.9 turnovers forced to 16.8, 7.6 steals to 8.5 and 207 made three-pointers to 267.

Despite losing the top three scorers off that 2006 squad, Brown and the Jaguars posted a 20-12 record in 2007, won the Sun Belt regular season title and lost a 79-73 decision at Syracuse in the first round of the NIT.

The 2007 team led the Sun Belt in turnover margin (+2.53), assist-to-turnover ratio (1.12) and three-point defense (.325), and was second in steals (7.22) and scoring defense (67.3). The Jaguars also made 272-of-749 three-pointers, an average of 8.5 per game.

Brown began his coaching career at Pearl River Community College in Poplarville, Miss., in 1997. After two years, he went to his hometown school as an assistant at Pascagoula (Miss.) High School. Following one season, he moved back into the junior college ranks at Okaloosa-Walton Community College in Niceville, Fla. At OWCC, he recruited and coached Kedric Brown, who in 2001 became the first junior college player selected as an NBA lottery pick (No. 11 by Boston). He also coached guard Donell Taylor, who is with the NBA's Washington Wizards. Fifteen OWCC players signed Division I scholarships while Brown was on the staff.

Brown earned his bachelor's in health and physical education from Louisiana-Monroe in 1995. He played two years at Mississippi Gulf Coast CC (1989-90), spent one season at Texas A&M (1991), transferred to Louisiana-Monroe and sat out the 1992 season before helping his team win the 1993 Southland Conference title at 17-1, finish 27-4 overall and earn an NCAA Tournament bid.

As a player, he had one of his best games against the Razorbacks, but not while playing at former Southwest Conference rival Texas A&M. After transferring to Northeast Louisiana (now Louisiana-Monroe) for his senior season, his team upset No. 9 Arkansas, 87-79, in Little Rock on Dec. 30, 1992. Brown was 5-of-8 shooting, including 3-of-4 on threes, finishing with 14 points.

ISAAC BROWN QUICK FACTS

JOINED THE STAFF: May 2, 2007

YEARS OF COLLEGIATE COACHING EXPERIENCE: 12

COACHING HISTORY:

- 2008-Present – Arkansas, assistant coach
- 2003-07 – South Alabama, assistant coach
- 2000-02 – Okaloosa-Walton (Niceville, Fla.) Community College, assistant coach
- 1999 – Pascagoula (Miss.) High School, assistant coach
- 1997-98 – Pearl River (Poplarville, Miss.) Community College, assistant coach

PLAYING HISTORY:

- 1992-93 – Northeast Louisiana University (now Louisiana-Monroe)
- 1991 – Texas A&M
- 1989-90 – Mississippi Gulf Coast (Perkinston, Miss.) CC

SEASON RECORDS AND POST-SEASON EXPERIENCE AS A COLLEGIATE COACH:

Arkansas (Assistant Coach)

- 2009 (14-16)
- 2008 (23-12) – NCAA Tournament second round

South Alabama (Assistant Coach)

- 2007 (20-12, Sun Belt regular season champion) – NIT first round
- 2006 (24-7, Sun Belt West Division & tournament champion) – NCAA Tournament first round

2005 (10-18)

2004 (12-16)

2003 (14-14)

Okaloosa-Walton CC (Assistant Coach)

- 2002 (25-4, Panhandle Conference champion)
- 2001 (29-6, FCCAA State/Region VIII champion) – NJCCA National Tournament
- 2000 (26-5, Panhandle Conference champion)

Pearl River CC (Assistant Coach)

- 1998 (27-5, MACJC South Division champion, state champion)
- 1997 (21-10, MACJC South Division champion, state runner-up)

PERSONAL:

Education: Northeast Louisiana University (now Louisiana-Monroe) (1995); Gulf Coast (Gulfport, Miss.) CC (1990); Pascagoula (Miss.) HS (1988)





Damon Jones

Director of Basketball Operations

Damon Jones, who spent seven years working for the National Basketball Association in New York, is in his third year on the staff after being named Arkansas' director of basketball operations in August 2007.

In his first year at Arkansas, he helped the Razorbacks finish 23-12. The Hogs reached the finals of the SEC Tournament and advanced to the second round of the NCAA Tournament. The 23 wins were the most since 1999 and the NCAA Tournament victory the first in nine years.

In 2008, Arkansas averaged 74.1 points, its best since 2002 (74.9); shot .468 from the field, its best since 1994 (.488); made 514 free throws, its most since 1995 (609); had 1,274 rebounds, its most since 1998 (1,306); averaged 36.4 boards, its best since 2003 (38.0); and limited opponents to 32.2 rebounds, its best defensive average since 1985 (27.5).

Jones has worked with several Razorbacks in his three years as they make the transition from college to professional athletics. The resources from his time with the NBA have given Razorback athletes all the information that they need to be successful at the next level.

At the NBA, Jones worked in the Community and Player Programs Department, a group that provides support to NBA players and teams through community relations, player development and player marketing. His responsibilities included integrating programs and executing partnerships that promote social responsibility and support player growth.

While at the NBA in New York, Jones also worked to help promote the positive activities players participated in off the court, and helped them with charitable event coordination and their foundations. He also assisted with international programs such as Basketball without Borders and played a role working with the USA Men's Basketball Senior National Team.

At Arkansas, the Bronx, N.Y., native works with student-athletes on a day-to-day basis to build and maintain relationships and assist the staff in various capacities.

Jones earned his bachelor's degree in communications from Howard University in Washington, D.C., in 2000.

He and his wife Maliaka have two sons, Chayse and Branson.



The Jones Family (left to right): Damon, Branson, Chayse and Maliaka.



Matt Siverling

**Program Specialist/
Video Coordinator**

Matt Siverling is in his third year as Arkansas' program specialist and video coordinator after joining the staff in June 2007.

In his first year at Arkansas, he helped the Razorbacks finish 23-12. The Hogs reached the finals of the SEC Tournament and advanced to the second round of the NCAA Tournament. The 23 wins were the most since 1999 and the NCAA Tournament victory the first in nine years.

In 2008, Arkansas averaged 74.1 points, its best since 2002 (74.9); shot .468 from the field, its best since 1994 (.488); made 514 free throws, its most since 1995 (609); had 1,274 rebounds, its most since 1998 (1,306); averaged 36.4 boards, its best since 2003 (38.0); and limited opponents to 32.2 rebounds, its best defensive average since 1985 (27.5).

In 2009, Arkansas had just one starter and three lettermen back from the 23-12 club. Despite returning just 14 percent of the team's scoring, 17 percent of the rebounding, 13 percent of the field goals and free throws, 21 percent of the assists and 19 percent of the steals from 2008, Siverling and staff kept the Razorbacks competitive as they finished 14-16. The roster featured seven newcomers and little depth, but the Hogs posted wins over No. 4 Oklahoma, 96-88, and No. 7 Texas, 67-61, and won the championship of the Jim Thorpe Classic.

He joined John Pelphrey's staff after spending the three previous years as an assistant basketball coach at the University of Wisconsin-Eau Claire.

At Wisconsin-Eau Claire, his responsibilities included recruiting, scouting, video editing, budget management, travel and camp. He also taught classes in the Department of Kinesiology and was a men's and women's assistant golf coach.

Siverling earned his master's from the University of Florida in exercise and sport sciences in 2004. While at Florida, he was a graduate assistant on the men's basketball staff from 2002-04, assisting with all aspects of the basketball program.

He earned his bachelor's from the University of Wisconsin-Eau Claire in kinesiology in 2002. As a student, he worked as an assistant coach at Eau Claire North High School for three years.

A 1997 graduate of Ladysmith High School in Ladysmith, Wisc., Siverling is married to Lori. They have two daughters, Addison, three, and Brayln, who will be two in February.



The Siverling Family (left to right): Addison, Matt, Lori and Brayln.

Basketball Support Staff



Dave England

Head Basketball Trainer

Dave England is in his 22nd season as the head athletic trainer for basketball and baseball, and he also works with men's and women's tennis, men's golf and the spirit squads.

In his 26th full year and his 27th season as a member of the Arkansas athletic training staff, England has been responsible for basketball since the 1983-84 season. He also handles travel and various administrative duties.

In 2004, he received the District 6 Athletic Trainer Service Award from the National Athletic Trainers Association. He was honored in 2000 as the Arkansas Athletic Trainers' Association Trainer of the Year.

England also worked at Arkansas as a student and graduate assistant athletic trainer. He returned to Fayetteville following a stint in the St. Louis Cardinals baseball organization.

A 1980 graduate of Arkansas with a bachelor's of science degree in education, England worked the 1976 Cotton Bowl and 1978 Orange Bowl football games as a student athletic trainer. He was a graduate assistant for Dean Weber in 1980-81 and went with the Hogs to the 1980 Hall of Fame Bowl. He also worked with baseball during those days and went to the 1979 College World Series where the Razorbacks finished second.

He then accepted an offer to work with the Cardinals. After spending some time in the lower levels of the organization, he worked his way up to the position of head trainer for the Cardinals' Double-A team in Little Rock. He returned to Arkansas in January 1984 as an assistant and was promoted to head athletic trainer in 1989.

In working with Razorback basketball, England has been to 16 NCAA tournaments and two NITs. He's made three trips to the Final Four and worked with the 1994 NCAA champions and the 1995 national runner-up. He returned to the College World Series with the baseball Hogs in 1985, 1987 and 2004 while the 2002 club advanced to a Super Regional. While working with football he has been to the Liberty and Cotton bowls twice, and the Orange, Holiday and Hall of Fame bowls.

One of the founding members of the Arkansas Athletic Trainers' Association in 1987, England was inducted into the AATA Hall of Fame in 1999.

He has two daughters, Jennifer, 26, and Alyson, 17. He is married to the former Heather Cullum, who works in athletic administration with Senior Associate AD for External Affairs Chris Wyrick.



Kelly Lambert

Asst. Strength and Conditioning Coach

Kelly Lambert is in his seventh season supervising the strength and conditioning of the Razorback basketball program. He also assisted with football until January 2008.

Overall, he is in his ninth year as a member of the Razorback staff and his seventh as an assistant strength and conditioning coach. He served as a graduate assistant from 2001-03 before becoming the second full-time strength and conditioning coach. He also served as a volunteer in 2000 before accepting a graduate assistant position in 2001.

In 2002, Lambert earned his certification as a collegiate strength and conditioning coach as a part of the first group which had to take the practical examination along with the written examination in order to become certified.

In addition to working with basketball and football, he has also worked with golf, baseball and tennis. During his tenure with the Razorbacks, Lambert has worked with the 2000 SEC basketball tournament champions, and three consecutive 20-win teams, which all earned NCAA Tournament bids. He has also helped student-athletes replace 15 of 20 all-time school records in lifting, agility and explosiveness tests.

In football, he helped mold four-consecutive bowl teams and six total, including the 2000 Las Vegas Bowl, the 2002 Cotton Bowl, the 2002 Music City Bowl, the 2003 Independence Bowl, 2007 Capital One Bowl and the 2008 Cotton Bowl, as well as the 2002 and 2006 SEC Western Division champions. In 2005, Lambert coached several defensive backs to school lifting and 40-yard dash records. In 2006, he helped two defensive backs set all-time school records in two agility tests administered to the Razorback football team following the season. He has trained six first-round draft picks in the last five years. Overall, he has worked with 10 first-day draft picks and with 27 All-SEC selections in his eight years on the staff.

In 2006, Lambert personally trained Ronnie Brewer for the NBA Combine where he finished second overall out of 89 athletes. The combine consisted of various tests of strength, agility and explosiveness. The most recent athlete who went to the pre-draft combine, Sonny Weems, finished first on all tests of agility, speed and quickness. Lambert's latest protegee, Patrick Beverley, brings the total number of NBA players Lambert has worked with to five in his nine years with the Razorbacks. Lambert currently trains Brewer, who was a 2006 NBA Draft lottery pick and also a 2008-09 starter for the Utah Jazz; Dontell Jefferson, who is with the NBA's Charlotte Hornets; Darren McFadden, a 2008 NFL Draft first-round pick of the Oakland Raiders; and Marcus Monk who was a 2008 NFL Draft seventh-round pick of the Chicago Bears.

Lambert joined the Arkansas staff after completing his bachelor's degree in kinesiology with an emphasis in athletic training at the University of Central Arkansas in 1999. He earned his master's degree in sports management from Arkansas in 2003. He is a member of the Collegiate Strength and Conditioning Coaches Association and the USA Weightlifting Association.



Terry Mercer

Office Manager

A major component of the University of Arkansas basketball program, Terry Mercer is in her 32nd year as the office manager for Razorback basketball. Her friendly demeanor welcomes visitors to the basketball

offices at Bud Walton Arena.

Mercer is in her third season working for head coach John Pelphrey. She worked with Stan Heath for five years, Nolan Richardson for 17 and seven for Eddie Sutton.

She handles all correspondence and helps with the administrative details of the John Pelphrey Razorback Basketball Camp in addition to organizing Pelphrey's hectic schedule. She is also heavily involved with Pel's Pals Foundation, which was established to provide resources and education for neonatal efforts across the country. Other duties include coordinating the Razorback golf outings and Pelphrey's speaking engagements.

Mercer has enjoyed the success of the Razorback program, making four trips to the Final Four and 23 NCAA Tournament excursions.

A native of Saratoga, N.C., where she graduated from high school in 1972, she worked for Southern Piping Company in Wilson, N.C., for six years before her husband, Elton, was transferred to Fayetteville.

She and Elton have a daughter, Heather, 30, a son, Jacob, 24, and two granddaughters. Heather is married to Dennis Starr, and they are the parents of Caitlyn, seven, and Kenleigh, four.



Deedee Brown-Campbell

Assoc. Dir. of Academic Support

Deedee Brown-Campbell is in her sixth year in the academic support program at Arkansas, and her first as the coordinator for diversity initiatives for the athletic department.

A 2009 graduate of the NCAA Leadership for Ethnic and Minority Institute, she is also in her second year as the academic coordinator for the men's basketball program.

Prior to the 2008-09 merger of the men's and women's departments, Brown-Campbell was named assistant athletic director of academic support in July 2006 for the women's athletic program. Brown-Campbell served as the director of academic support for all women's teams since 2004. A former Arkansas All-American, she is a true product of the program.

Upon completing her athletic eligibility and graduating with a degree in kinesiology, Brown began her career as a graduate assistant working in athletic administration and as an academic counselor for just more than a year. She was hired full time in January 2004 as the assistant director of academic support and promoted to director in the summer of 2004.

A two-time All-American in the heptathlon as a member of Arkansas' perennial championship track & field program, Brown has made an impact since the day she set foot on campus in the fall of 1998. During her competition days, Brown was one of just a select few to ever earn more than 5,700 points in the heptathlon. She won two Southeastern Conference championships and still holds five women's school records in the pentathlon and heptathlon competitions.

Since retiring from competitive track in 2003, Brown has focused her attention on the classroom as a member of Arkansas' academic staff. In that capacity, she worked with Arkansas' women's basketball team and assisted its athletes to their highest grade point average ever when the squad earned a 3.30 cumulative GPA in the spring of 2004. Brown earned her master's degree in sport management in December 2004.

She is the daughter of Darrell and Angela Brown and is married to former Razorback football player Marcus Campbell. They are the parents of Chase, who is one.



Phil Pierce

Asst. Media Relations Director

Phil Pierce joined the University of Arkansas Athletic Department in the fall of 1996 and over the past 13 years has been a part of many Razorback sports and memorable moments. Currently he is the media relations contact for the men's basketball and golf teams while also overseeing the production of *Razorback Game Day*, Arkansas' official football game day program.

Joining the men's athletics department in 1996 as an intern, Pierce worked with four NCAA Championship track and field teams as well as the cross country and golf programs. Hired as an assistant communications director for women's athletics in January of 1998, Pierce worked primarily with the women's cross country/track and soccer programs, but also covered the media relations aspects for the swimming & diving and tennis teams at various points.

Following the blending of the Arkansas athletic departments, Pierce took over the media relations responsibilities for the baseball team and assisted with football. In the fall of 2009, he moved to the men's basketball and golf programs.

During Pierce's 13 years with the Razorbacks he has overseen the media responsibilities of four NCAA Championship track teams, 17 Southeastern Conference cross country and track titles, a College World Series run and was the media coordinator for eight NCAA Indoor Track and Field Championships. In addition he helped build Arkansas men's athletics first web site and was a part of nine years of Razorback soccer radio broadcasts.

A 1996 graduate of Baldwin-Wallace (Ohio), Pierce received a Bachelor's degree in sports management and business administration. While at Baldwin-Wallace he worked in the sports information office for three years and with all of the Yellow Jackets 20 varsity sports. A native of Darien, Conn., Pierce and his wife, Stephanie, reside in Fayetteville.



RAZORBACK

STUDENT SUPPORT STAFF



CHAD BABEL
Graduate Manager



KANON BREWER
Manager



BLAINE BREWINGTON
Manager



ALAN CHANEY
Manager



RYNE EUBANKS
Trainer



AUSTIN GANN
Manager



SADE HAYMAN
Office Assistant



WYATT HODGES
Manager



TODD HOLLAND
Manager



ADAM JONES
Manager

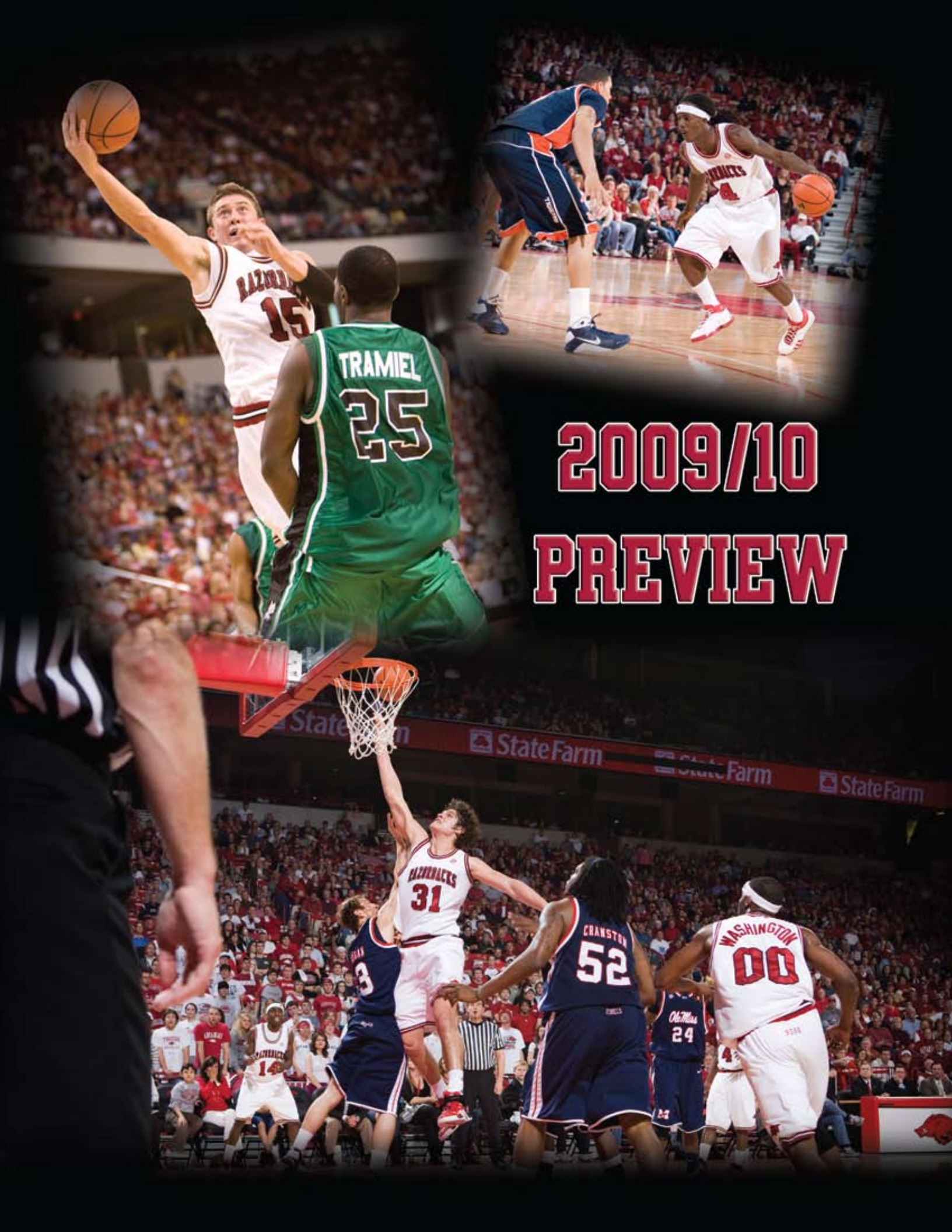


TYLER WAYMAN
Manager



JOE WEBB
Graduate Manager





2009/10 PREVIEW

Television/Radio Roster



#00
Michael Washington
 6-9 • Sr. • F/C
 McGehee, Ark.
 Genesis One
 Christian School



#2
Jemal Farmer
 6-5 • Jr. • G/F
 Chicago, Ill.
 Cloud County
 Community College



#3
Nick Mason
 5-10 • So. • G
 Jonesboro, Ark.
 Jonesboro HS



#4
Courtney Fortson
 5-11 • So. • G
 Montgomery, Ala.
 The Patterson Prep
 School



#5
Glenn Bryant
 6-7 • Fr. • F
 Roseville, Mich.
 Oak Hill Academy



#12
Marcus Britt
 6-3 • Jr. • G
 Madison, Ark.
 Forrest City HS



#14
Stefan Welsh
 6-3 • Sr. • G
 Newport News, Va.
 Hargrave Military
 Academy



#15
Rotnei Clarke
 6-0 • So. • G
 Verdigris, Okla.
 Verdigris HS



#21
Delvon Johnson
 6-9 • Jr. • F
 Richton, Ill.
 Indian Hills College



#23
Jylusses Nobles
 6-1 • Fr. • G
 Jackson, Miss.
 Callaway HS



#25
Stephen Cox
 6-3 • Sr. • G
 Jonesboro, Ark.
 Jonesboro HS



#30
Jeff Peterson
 6-0 • Jr. • G
 Hyattsville, Md.
 Univ. of Iowa



#31
Michael Sanchez
 6-8 • So. • F
 Springdale, Ark.
 Har-Ber HS



#33
Marshawn Powell
 6-7 • Fr. • F
 Crozet, Va.
 The Miller School



John Pelphrey
 Head Coach
 Third Season

2009/10 Razorback Roster

Alphabetical

No.	Player	Pos.	Ht.	Wt.	Class-Exp.	Hometown (Previous School)
12	Marcus Britt	G	6-3	198	JR-2L	Madison, Ark. (Forrest City HS)
5	Glenn Bryant	F	6-7	190	FR-HS	Roseville, Mich. (Oak Hill [Mouth of Wilson, Va.] Acad.)
15	Rotnei Clarke	G	6-0	184	SO-1L	Verdigris, Okla. (Verdigris HS)
25	Stephen Cox	G	6-3	201	SR-1L	Jonesboro, Ark. (Jonesboro HS)
2	Jemal Farmer	G/F	6-5	213	JR-JC	Chicago, Ill. (Bloom Township HS, Cloud [Concordia, Kan.] CC)
4	Courtney Fortson	G	5-11	180	SO-1L	Montgomery, Ala. (Jefferson Davis HS, The Patterson [Lenoir, N.C.] School)
21	Delvon Johnson	F	6-9	220	JR-JC	Richton, Ill. (Western Illinois Univ., Indian Hills [Ottumwa, Iowa] CC)
3	Nick Mason	G	5-10	160	So-SQ	Jonesboro, Ark. (Jonesboro HS)
23	Julysses Nobles	G	6-1	170	FR-HS	Jackson, Miss. (Callaway HS)
30	*Jeff Peterson	G	6-0	192	JR-TR	Hyattsville, Md. (DeMatha [Washington, D.C.], University of Iowa)
33	Marshawn Powell	F	6-7	220	FR-HS	Crozet, Va. (The Miller [Charlottesville, Va.] School)
31	Michael Sanchez	F	6-8	236	SO-1L	Springdale, Ark. (Har-Ber HS)
00	Michael Washington	F/C	6-9	239	SR-3L	McGehee, Ark. (Genesis One Christian [Mendenhall, Miss.] School)
14	Stefan Welsh	G	6-3	185	SR-3L	Newport News, Va. (Woodside HS, Hargrave Military [Chatham, Va.] Academy)

Numerical

No.	Player	Pos.	Ht.	Wt.	Class-Exp.	Hometown (Previous School)
00	Michael Washington	F/C	6-9	239	SR-3L	McGehee, Ark. (Genesis One Christian [Mendenhall, Miss.] School)
2	Jemal Farmer	G/F	6-5	213	JR-JC	Chicago, Ill. (Bloom Township HS, Cloud [Concordia, Kan.] CC)
3	Nick Mason	G	5-10	160	So-SQ	Jonesboro, Ark. (Jonesboro HS)
4	Courtney Fortson	G	5-11	180	SO-1L	Montgomery, Ala. (Jefferson Davis HS, The Patterson [Lenoir, N.C.] School)
5	Glenn Bryant	F	6-7	190	FR-HS	Roseville, Mich. (Oak Hill [Mouth of Wilson, Va.] Acad.)
12	Marcus Britt	G	6-3	198	JR-2L	Madison, Ark. (Forrest City HS)
14	Stefan Welsh	G	6-3	185	SR-3L	Newport News, Va. (Woodside HS, Hargrave Military [Chatham, Va.] Academy)
15	Rotnei Clarke	G	6-0	184	SO-1L	Verdigris, Okla. (Verdigris HS)
21	Delvon Johnson	F	6-9	220	JR-JC	Richton, Ill. (Western Illinois Univ., Indian Hills [Ottumwa, Iowa] CC)
23	Julysses Nobles	G	6-1	170	FR-HS	Jackson, Miss. (Callaway HS)
25	Stephen Cox	G	6-3	201	SR-1L	Jonesboro, Ark. (Jonesboro HS)
30	*Jeff Peterson	G	6-0	192	JR-TR	Hyattsville, Md. (DeMatha [Washington, D.C.], University of Iowa)
31	Michael Sanchez	F	6-8	236	SO-1L	Springdale, Ark. (Har-Ber HS)
33	Marshawn Powell	F	6-7	220	FR-HS	Crozet, Va. (The Miller [Charlottesville, Va.] School)

* -- Jeff Peterson must sit out the 2010 season and has two years of eligibility beginning in 2010-11

Coaches and Staff

Head Coach:..... John Pelphrey
 Assistant Coaches:..... Rob Evans, Tom Ostrom, Isaac Brown
 Director of Basketball Operations:..... Damon Jones
 Program Specialist / Video Coordinator: Matt Siverling
 Trainer: Dave England

Pronunciation Guide

Julysses Nobles Jew-LISS-iss
 Tom Ostrom O-strum
 John Pelphrey PELL-free
 Rotnei Clarke ROT-knee
 Stefan Welsh STEPH-ahn

Razorback Majors

Marcus Britt Kinesiology (K-12 teaching)
 Glenn Bryant Liberal Arts
 Rotnei Clarke Kinesiology (K-12 teaching)
 Stephen Cox Agricultural Business
 Jemal Farmer Sociology
 Courtney Fortson Liberal Arts
 Delvon Johnson Sociology
 Nick Mason Pre-Med-Chemistry
 Julysses Nobles Liberal Arts
 Jeff Peterson Finance
 Marshawn Powell Liberal Arts
 Michael Sanchez Marketing Management
 Michael Washington Kinesiology (K-12 teaching)
 Stefan Welsh Kinesiology (K-12 teaching)



2009/10 Season Outlook

Hogs Hope Experience and Depth Leads to Turnaround

For the first time in his three years as head coach at Arkansas, John Pelphrey has a solid group of returnees accustomed to his style combined with a large class of newcomers to provide immediate competition for playing time and depth.

The Razorbacks have all five starters back and six total lettermen from last year. The Hogs return 84.6 percent of their scoring (1,893 of 2,238 points), 70.5 percent of the rebounding (797 of 1,129), 90 percent of the assists (351 of 390), 91.6 percent of the three-point goals (185 of 202), 85.1 percent of the free throws (376 of 442), 74.9 percent of the steals (170 of 227) and 65.1 percent of the blocked shots (56 of 86).

The numbers are a reversal from 2009 when Arkansas had only 14 percent of its scoring, 17 percent of the rebounding, 13 percent of the free throws, 23 percent of the three-pointers, 21 percent of the assists and 19 percent of the steals from the 2008 club which finished 23-12 and advanced to the second round of the NCAA Tournament.

Last year's club enjoyed great early season success No. 4 Oklahoma and No. 7 Texas, plus winning the Jim Thorpe Classic. Unfortunately, Arkansas went 14-16 with only seven players averaging double digits in playing time per game. Four players averaged 29 or more minutes per game – Courtney Fortson, 32.8; Rotnei Clarke, 31.5; Michael Washington, 30.0; and Stefan Welsh, 29.5.

Two years ago, nine players averaged nine or more minutes per game.

The returnees include the Southeastern Conference's rebounding leader (Washington, 9.8), the nation's top freshman playmaker (Fortson, 5.9 assists) and the nation's top freshman three-point shooter (Clarke, 39.3 percent), which gives Arkansas a nice inside/outside balance.

Frontcourt

Washington (6-9, 239), who made himself available for the NBA Draft, but decided to return for his senior season, became Arkansas' first conference rebounding champion since Derek Hood in 1999 (10.3) when he led the league last season. Washington was also ninth in the conference in scoring (15.5), third in field goal percentage (.551) and eighth in blocked shots (1.3). He was No. 21 in the nation in rebounding and No. 38 in shooting percentage.

Entering his junior season, he had scored 239 points (3.9) and claimed 180 rebounds (3.0) for his career, but had 464 points and 294 boards in his first season as a starter.

The second-team All-SEC pick by both the league's coaches and the Associated Press is joined inside by returning starting forward Michael Sanchez (6-8, 236).



Senior Michael Washington led the SEC in rebounding last year and earned second-team all-conference honors.

As a redshirt freshman in 2009, Sanchez started 28 of 30 games, and averaged 5.9 points and 4.9 rebounds in more than 23 minutes per outing. He shot 44.8 percent from the field and 72.2 percent at the line.

The sophomore opened the year with three-straight double-figure rebounding games and ended the season averaging 6.0 boards in the last four games against Georgia, Ole Miss, Vanderbilt and Florida.

Named to the SEC's Community Service team and to the Razorback Honor Roll, Sanchez led the team in scoring six times and in rebounding four times.

The Razorbacks were thin inside last year, but this year's recruiting class should add immediate depth and competition.

The newcomers inside include Glenn Bryant, a 6-7, 190-pound freshman forward from Roseville, Mich.; Delvon Johnson, a 6-9, 220-pound junior forward from Richton, Ill.; and Marshawn Powell, a 6-7, 220-pound freshman forward from Crozet, Va.

Bryant prepped at Oak Hill Academy in Mouth of Wilson, Va., and averaged 11.3 points as a senior with more than 200 blocked shots on a team going 40-1 with No. 1 national rankings from ESPN Rise and PrepNation.com. Rivals listed him as the No. 36 power forward in the nation and the No. 140 overall prospect. ESPN ranked him the No. 34 power forward.

Johnson averaged 6.9 points, 6.5 rebounds and 1.9 blocked shots as a sophomore at Indian Hills College in Ottumwa, Iowa. He led his 33-3 team in rebounding and blocked shots, and was third with a .570 field goal percentage. As a freshman, he played in 23 games at Western Illinois.

2009-10 Preview

Starters Returning: 5 (most starts)

- So. •G•Rotnei Clarke, 6-0, 184 (12.2 ppg, 1.9 rpg)
- So. •G•Courtney Fortson, 5-11, 180 (14.8 ppg, 5.5 rpg, 5.9 apg)
- So. •F•Michael Sanchez, 6-8, 236 (5.9 ppg, 4.9 rpg)
- Sr. •F•Michael Washington, 6-9, 239 (15.5 ppg, 9.8 rpg)
- Sr. •G•Stefan Welsh, 6-3, 185 (11.5 ppg, 2.9 rpg, 2.1 apg)

Starters Lost: none

Other Returning Lettermen: 2, 6 overall

- Jr. •G•Marcus Britt, 6-3, 198 (3.7 ppg, 1.8 rpg, 1.2 apg)
- Sr. •G•Stephen Cox, 6-3/201 (0.1 ppg, 0.4 rpg)

Other Lettermen Lost: 2, 2 overall

- Fr. •F•Andre Clark, 6-9, 218 (2.5 ppg, 1.8 rpg)
- Fr. •F•Brandon Moore, 6-9, 215 (1.9 ppg, 1.6 rpg)

Newcomers: 6

- Fr. •F•Glenn Bryant, 6-7, 190 (11.3 ppg at Oak Hill [Mouth of Wilson, Va.] Academy)
- Jr. •G/F•Jemal Farmer, 6-5, 213 (17.1 ppg, 4.2 rpg at Cloud County [Concordia, Kan.] Col.)
- Jr. •F•Delvon Johnson, 6-9, 220 (6.9 ppg, 6.5 rpg, 1.9 bpg at Indian Hills [Ottumwa, Iowa] Col.)
- Fr. •G•Jullysses Nobles, 6-1, 170 (20.9 ppg, 5.1 rpg, 6.3 apg at Callaway [Jackson, Miss.] HS)
- *Jr. •G•Jeff Peterson, 6-0, 192 (10.6 ppg, 4.2 apg, 2.4 rpg, 1.2 spg at University of Iowa)
- Fr. •F•Marshawn Powell, 6-7, 220 (22.0 ppg, 12.0 rpg at The Miller [Charlottesville, Va.] School)

*Must sit out the 2009-10 season but has two years of eligibility remaining beginning in 2010-11

Powell is the most decorated of the newcomers. He averaged 22.0 points and 12.0 rebounds as a senior at The Miller School in Charlottesville, Va. Scout listed him as the No. 16 power forward in the country and the No. 47 player overall. ESPN ranked him the No. 25 power forward and No. 73 overall. Powell signed with the Hogs over Pittsburgh, Kansas State, Clemson, Virginia Tech, Virginia, Maryland, Florida State, New Mexico, Miami, North Carolina State and others.

The inside rotation should feature a combination of Washington, Sanchez, Borden, Bryant, Johnson and Powell. Last year, Pelphrey had only four players to rotate on the interior.

Backcourt

The backcourt starts with Fortson and Clarke, the returning starters at point guard and shooting guard.

Fortson (5-11, 180) was the nation's top freshman and No. 18 overall with 5.9 assists per game. A CollegeHoops.net freshman All-American, he also averaged 14.8 points, 5.5 rebounds and 1.1 steals. He was 13th in the SEC in scoring and 24th in rebounding.

Fortson's scoring average was the third-best for an Arkansas freshman in the last 21 years (1989-2009), trailing only Scotty Thurman (17.4 in 1993) and Joe Johnson (16.0 in 2000). His assist total (172) was the most for a Hog since Kareem Reid had 183 and led the SEC in 1997 (5.7).

An SEC Player of the Week selection and Freshman Player of the Week pick, he led the team in scoring eight times, in rebounding three times and in assists 27 times, and was in double figures scoring 25 times. He had four double-doubles, including just the second triple-double in school history with 20 points, 10 rebounds and 11 assists against North Carolina Central on Dec. 10.

Clarke (6-0, 184) was the top freshman three-point shooter in the nation and No. 40 overall with a .393 percentage (83-211). He was 25th in the SEC in scoring (12.2), second in three-point percentage and third in threes per game (2.8). His 83 threes were the most for a Razorback since Jannero Pargo made 95-of-220 (.432) in 2002. Clarke's scoring average tied Ronnie Brewer for the ninth-best by an Arkansas freshman over the last 21 years (1989-2009).

He led the team in scoring six times and had 22 double-figure scoring games.

Other backcourt veterans include senior Stefan Welsh (6-3, 185) and junior Marcus Britt (6-3, 198).

Welsh started 24 of 30 games, and averaged 11.5 points, 2.9 rebounds and 2.1 assists. Entering the season, he had scored 297 points (4.2) and claimed 82 rebounds (1.2) for his career, but had 344 points and 86 rebounds as a junior.

Welsh's three at the buzzer beat South Alabama and his defense on A.J. Abrams was a key in the win over No. 7 Texas. He led the team in scoring five times and in assists twice, and was in

STREAKS ENTERING THE SEASON

- Arkansas has made at least one three-pointer in 676 consecutive games. The Razorbacks made at least one three in every game it played in the 1990s. The last time Arkansas failed to hit a trey was in a 99-92 win at Texas in January 1989, and the Hogs attempted just two threes in that contest. Arkansas has played 682 games since the three-pointer was added to college basketball and failed to make a three in only six games. Arkansas won those six games.

- Arkansas has ranked among the nation's top 15 in attendance average 16 straight years – every year since Bud Walton Arena opened in 1994. Arkansas was No. 11 last year with an average of 16,043

- The Razorbacks have won 14 straight season openers and 33 consecutive home openers.



Courtney Fortson was the top freshman playmaker in the country last year with 5.9 assists per game.

double figures scoring 15 times with four 20-point games. He saw minutes at point guard, shooting guard and on the wing.

Britt played in all 30 games with eight starts, including starting the final four games of the year. He averaged 3.7 points, 1.8 rebounds and 1.2 assists, and shot 50 percent on threes (15-30). He had a team-best 2.6 assist-to-turnover ratio (36-14). Over the final four games, when he started, he averaged 6.0 points and 2.5 assists while making 6-of-8 threes (.750).

Backcourt newcomers include Julysses Nobles, a 6-1, 170-pound freshman from Jackson, Miss.; and Jeff Peterson, a 6-0, 192-pound junior from Hyattsville, Md.

Nobles was listed as the No. 46 point guard in the nation by ESPN. He averaged 20.9 points, 6.3 assists and 5.1 rebounds in leading Callaway High School to a 33-6 finish, the Class 4A state title and the overall state championship. A finalist for the state's Mr. Basketball Award, he signed with Arkansas over Florida State, Baylor, Wichita State, Tulane, Alabama-Birmingham and others.

Peterson is not eligible to play this season after transferring from the University of Iowa, but he will practice with the team. In started all 25 games in which he played at Iowa, and averaged 10.6 points, 4.2 assists, 2.4 rebounds and 1.2 steals. He was 24th in the Big Ten in scoring, seventh in assists, seventh in free throw percentage (.825), 13th in steals, 10th in assist-to-turnover ratio (1.34) and 11th in minutes played (32.96).

The rotation is expected to be a combination of Fortson, Clarke, Welsh and Britt at point guard and shooting guard, with Nobles providing depth at point guard and Cox also earning time.

Wing

After junior Montrell McDonald left the team four games into the season last year, Welsh was forced to play as an undersized wing.

The Hogs dipped into the junior college ranks for immediate help at small forward and junior Jemal Farmer is expected to contribute right away. A 6-5, 213-pounder from Chicago, he averaged 17.1 points, 4.2 rebounds, 1.7 assists and 1.3 steals as a sophomore at Cloud County College in Concordia, Kan. A second-team All-Jayhawk Conference pick, he signed with the Hogs over Nebraska, Iowa State and Kansas State, among others.

Farmer should compete for the starting job while Welsh and Britt could also see minutes depending on the matchups.



MARCUS BRITT

#12

Guard - 6-3 • 198 • Junior • 2L • Madison, Ark. (Forrest City HS)



age from 22 to 47 percent and his three-point percentage from 13 to 50 percent.

2008-09:

Britt played in all 30 games with eight starts, including starting the final four games of the year. He averaged 3.7 points, 1.2 assists and 1.1 steals. He shot 47.1 percent from the floor (40-85), 50 percent on threes (15-30) and 85 percent at the line (17-20). Britt, along with Courtney Fortson and Rotnei Clarke, were the only players on the team with more assists (36) than turnovers (14) and his 2.6 ratio was the team's best. In conference play, he averaged 3.1 points, shot 43.9 percent from the field (18-41), 46.2 percent on threes (6-13) and 88.9 percent at the line (8-9). He averaged 1.1 assists with a 3.0 assist-to-turnover ratio (18-6).

In six December games, he made three starts, and averaged 5.8 points while shooting 61.9 percent from the floor (13-21) and 62.5 percent on threes (5-8). He was 10-of-10 on free throws in eight games in January. In four games in March, all starts, he averaged 6.0 points and 2.5 assists while shooting 45 percent overall (9-20) and 75 percent on threes (6-8). He shot 50 percent from the floor (11-22) in 10 road games.

He led the team in assists three times and was in double figures scoring twice.

He had five points and two steals in the opener against Southeastern Louisiana (11/14). Against Florida A&M (11/29), he had nine points, six rebounds, two assists and a steal in 24 minutes. He had eight points on 4-of-5 shooting and two rebounds against North Carolina Central (12/10). He made his first start of the year against Austin Peay (12/17), and had seven points and two rebounds in 20 minutes. He was 5-of-6 shooting, including 3-of-3 on threes, for 15 points along with four assists against Northwestern State (12/27). He had four steals against North Texas (1/3) in North Little Rock. He had four steals in the win over No. 7 Texas (1/6).

At Florida (1/17), he was 3-of-4 from the floor, finishing with nine points, two rebounds and three assists with no turnovers in 23 minutes. Against Alabama (1/29), he was 6-of-6 at the line, and had eight points and four rebounds.

He started against Kentucky (2/14). At South Carolina (2/21), he was 3-of-4 shooting, finishing with six points and three rebounds. He had three points, three rebounds and a team-high tying three assists at Alabama (2/25). He started against Georgia (3/1), and had three points, two rebounds, one assist and one steal. He started against Ole Miss (3/4), and had eight points, five assists and two steals with no turnovers. He started the final game of the year against Florida in the SEC

Tournament (3/12), and made 4-of-8 shots to finish with 10 points and a team-high tying three assists.

2007-08:

He averaged 0.8 points and 0.3 rebounds for the season while appearing in 27 games. He played just under six minutes per outing, and also had 11 assists and eight steals with only seven turnovers for the year.

He was 6-of-27 shooting (.222), including 2-of-15 on threes (.133). At the line, he was 8-of-9, 88.9 percent.

Britt started once, against Texas-San Antonio, and played 10 or more minutes eight times. He had season highs of five points twice, two rebounds twice, two assists three times and five steals once.

He scored the first points of his career on a driving jumper in the lane against Delaware State (11/24).

In the win over Oral Roberts (12/1), he played 15 minutes and had a steal. He had two points, two rebounds, two assists and two steals with no turnovers in 15 minutes against Missouri State (12/3). Against Northwestern State (12/19), he made the first three of his career, and had four points and an assist.

He played 17 minutes against Appalachian State (12/22), and had five steals, two points, two rebounds and two assists with no turnovers. He missed the Louisiana-Monroe game (12/29) with a sprained ankle. He returned for the next game against Baylor (1/5) and had five points, going 3-of-3 at the line. He had two points and an assist with no turnovers in 12 minutes against LSU (2/20).

In the NCAA Tournament loss to No. 1 North Carolina (3/23), he was 1-of-2 from the field and 2-of-2 at the line for five points in 12 minutes.

Playing in one exhibition game in Cancun over Labor Day weekend prior to the season, he had five points, two assists and a steal.

In High School:

At Forrest City High School, he averaged 18.0 points, 5.0 assists and 4.0 rebounds as a senior for head coach Dwight Lofton. A three-time all-state selection, he was first-team All-Arkansas, all-state, all-conference and named to the Class 6A all-tournament team as a senior. Named the state's sophomore of the year by the *Arkansas Democrat-Gazette*, he averaged 18.5 points as a junior.

As a senior, he led the Mustangs to a 26-3 finish, the Class 6A East Conference title and into the state finals where the Mustangs fell to Jonesboro, 83-72. He had 27 points and made six threes in the championship game. In the 70-65 semifinal victory over Little Rock Parkview, he scored 25 points.

Rated the No. 96 prospect in the nation by '07 Hoops, he originally signed with Louisiana Tech during the early period, but was granted his release following a coaching change. Britt then signed with the Razorbacks after also considering South Florida and Colorado.

Personal:

Born Feb. 27, 1988, his parents are Henry and Diana Lee. He is majoring in kinesiology.



2008-09 SEASON HIGHS

Points: 15, NSU (12/27)
FG Attempts: 8, Fla (3/12)
FG Made: 5, NSU (12/27)
3 Pt FGA: 3, NSU (12/27), OM (3/4), Fla (3/12)
3 Pt FGM: 3, NSU (12/27)
FT Attempts: 6, Ala (1/29)
FT Made: 6, Ala (1/29)
Off. Rebounds: 3, FAMU (11/29)
Def. Rebounds: 3, FAMU (11/29), Ala (1/29)
Total Rebounds: 6, FAMU (11/29)
Assists: 5, OM (3/4)
Steals: 4, UNT (1/3), Texas (1/6)
Blocks: 1, NCCU (12/10), NSU (12/27),
 OU (12/30), USC (2/21)
Minutes: 34, Fla (3/12)

CAREER HIGHS

Points: 15, NSU (12/27/08)
FG Attempts: 8, Fla (3/12/09)
FG Made: 5, NSU (12/27/08)
3 Pt FGA: 3, NSU (12/27/08), OM (3/4/09),
 Fla (3/12/09)
3 Pt FGM: 3, NSU (12/27/08)
FT Attempts: 6, Ala (1/29/09)
FT Made: 6, Ala (1/29/09)
Off. Rebounds: 3, FAMU (11/29/08)
Def. Rebounds: 3, FAMU (11/29/08), Ala (1/29/09)
Total Rebounds: 6, FAMU (11/29/08)
Assists: 5, OM (3/4/09)
Steals: 5, ASU (12/22/07)
Blocks: 1, CofC (11/15/07), NCCU (12/10/08),
 NSU (12/27/08), OU (12/30/08),
 USC (2/21/09)
Minutes: 34, Fla (3/12/09)

MARCUS BRITT'S CAREER STATISTICS

(Overall)		TOTAL					3-PT			REBOUNDS															
Season	GP	GS	Min	Avg	FG	FGA	Pct	3FG	FGA	Pct	FT	FTA	Pct	Off	Def	Tot	Avg	PF	FO	A	TO	Blk	Stl	Pts	Avg
2007-08	27	1	182	6.7	6	27	.222	2	15	.133	8	9	.889	2	7	9	0.3	10	0	11	7	1	8	22	0.8
2008-09	30	8	566	18.9	40	85	.471	15	30	.500	17	20	.850	13	40	53	1.8	39	1	36	14	5	32	112	3.7
Totals	57	9	748	13.1	46	112	.411	17	45	.378	25	29	.862	15	47	62	1.1	49	1	47	21	6	40	134	2.4
(SEC Only)		TOTAL					3-PT			REBOUNDS															
Season	GP	GS	Min	Avg	FG	FGA	Pct	3FG	FGA	Pct	FT	FTA	Pct	Off	Def	Tot	Avg	PF	FO	A	TO	Blk	Stl	Pts	Avg
2007-08	11	0	55	5.0	0	8	.000	0	7	.000	2	2	1.000	1	2	3	0.3	3	0	4	2	0	0	2	0.2
2008-09	16	4	285	17.8	18	41	.439	6	13	.462	8	9	.889	8	18	26	1.6	24	1	18	6	1	12	50	3.1
Totals	27	4	340	12.6	18	49	.367	6	20	.300	10	11	.909	9	20	29	1.1	27	1	22	8	1	12	52	1.9



ROTNEI CLARKE

#15

Guard • 6-0 • 184 • Sophomore • 1L • Claremore, Okla. (Verdigris HS)

2009-10 Preview:

A 30-game starter as a true freshman last year, Clarke is once again expected to be the starter at shooting guard. He was the top freshman three-point shooter in the nation last year, hitting 39.3 percent (83-211) to rank No. 40 overall, and he should get plenty of attempts again this year.

the second straight game, and had 14 points with four steals at Auburn (2/11).

He was 3-of-10 shooting, including 2-of-8 on threes, against Kentucky (2/14), but finished with 12 points, two rebounds and two assists. Clarke was 6-of-8 shooting overall, including 4-of-6 on threes, and had team-high tying totals of 17 points and two steals against LSU (2/18). At South Carolina (2/21), he was 5-of-12 overall, but 4-of-8 on threes, finishing with 14 points in 42 minutes.

At Alabama (2/25), he was 6-of-12 overall and 4-of-9 on threes, finishing with 16 points, two rebounds and two assists. He was 6-of-15 overall and 4-of-11 on threes for a team-high 19 points against Georgia (3/1). He also had two rebounds, two assists and two steals. Against Ole Miss (3/4), he was 6-of-13 overall and 5-of-12 on threes to finish with a team-high 19 points. At Vanderbilt (3/8), he was 4-of-7 on threes, finishing with 17 points, three rebounds and three steals. He made three threes and had 11 points on 4-of-12 shooting against Florida (3/12).

2008-09:

Clarke and Michael Washington were the only players to start all 30 games. Clarke played 31.5 minutes a game, and averaged 12.2 points, 1.9 rebounds and 1.1 assists. He shot 40.8 percent overall (120-294), 39.3 percent on threes (83-211) and 93.5 percent at the line (43-46). His scoring average ties Ronnie Brewer (2004) for the ninth-best by an Arkansas freshman over the last 21 years (1989-2009).

He made four or more three-pointers eight times in the final 10 games. His 83 made threes are the most for a Razorback since Jannero Pargo was 95-of-220 (.432) in 2002 and his .393 percentage the best since Jonathon Modica led the team with a .429 (30-70) in 2005. His .393 percent was also the best in the nation for a freshman and ranked No. 40 overall.

With three more free throws attempted and made, he would have tied Rickey Medlock's single-season school percentage record (.939, 62-66 in 1975).

Clarke averaged 12.3 points, 2.0 rebounds and 1.1 assists in SEC play while shooting 41.6 percent from the floor (67-161), 38 percent on threes (46-121) and 89.5 percent at the line (17-19). His 46 threes in SEC play are the fourth-most in school history.

He averaged 10.1 points in eight games against NCAA Tournament teams. After averaging 9.3 points in January, he averaged 12.1 in February and a team-high 16.5 in March. He shot .402 on threes at home (49-122) and .397 on threes on the road (29-73).

He led the team in scoring six times and in assists once. He scored in double figures 22 times.

In his debut, he scored 17 points on 6-of-11 shooting, including 5-of-8 on threes, in the win over Southeastern Louisiana (11/14). His three from the right corner with 28 seconds remaining pulled Arkansas within 76-75 and helped the Hogs get the game to overtime.

He scored a game-high 19 points and had a team-high three steals at Missouri State (11/22). His three from the right corner with 47 seconds left pulled Arkansas within 77-76 at South Alabama (11/26), setting the stage for Stefan Welsh's game-winner. Clarke had 12 points in the game, all on threes, and three assists.

Against Texas Southern (12/3), he was 4-of-9 shooting, all threes, and 4-of-4 at the line for 16 points. Against North Carolina Central (12/10), he made 6-of-9 shots, including 3-of-5 threes, and scored 15 points.

He made 5-of-10 shots, including 4-of-9 threes, and had 14 points against Austin Peay (12/17). His three from the left wing with 1:49 left extended a 77-73 lead to 80-73.

In the win over No. 4 Oklahoma (12/30), he was 3-of-4 from the field, all threes, and 6-of-7 at the line for 15 points.

Clarke had 11 points, four rebounds, two assists and two steals against North Texas (1/3). He made 5-of-10 shots for 14 points with three rebounds against Mississippi State (1/10).

Against Alabama (1/29), he was 9-of-13 overall and 6-of-10 on threes for a game-high 26 points with two rebounds, two assists, a steal and no turnovers. At LSU (1/31), after going 0-of-2 in the first half, he was 5-of-8 in the second for all 12 of his points to go with four rebounds. Clarke made 4-of-10 threes for 12 points at Mississippi State (2/7). He was 5-of-11 shooting, including 4-of-10 on threes for

In High School:

He led Verdigris High School to its first Class 3A state championship and in the process became his state's all-time leading scorer for Coach Kelly Clarke. He averaged 40.9 points, 8.0 rebounds, 6.9 assists and 3.4 steals as a senior while making 159 three-pointers. He finished his career with 3,758 points to outdistance Pawnee's Keiton Page (3,709) and break Ty Harman's 1989 state record of 3,639 points. He broke the record with 37 points in a 70-51 area final victory over Adair. He had 35 in the 62-51 championship game win over Tahlequah Sequoyah. He was 12-of-24 overall, including 5-of-10 on threes, and 6-of-7 at the line.

He shot 47.1 percent for his career on threes (498-1,057), 60 percent on twos (689-1,146), 53.9 percent from the field overall (1,187-2,203) and 88.7 percent at the line (885-998). He averaged 20.1 points, 3.9 rebounds, 4.2 assists and 3.7 steals as a freshman; 34.2 points, 5.0 rebounds, 3.2 assists and 2.7 steals as a sophomore; and 37.2 points, 9.3 rebounds, 6.1 assists and 4.0 steals as a junior. His career averages were 33.2 points, 6.9 rebounds, 5.1 assists and 3.4 steals.

Clarke made 107-of-225 threes (.476) and 166-of-304 shots overall (.546) as a freshman, 116-of-271 threes (.428) and 302-of-603 overall (.501) as a sophomore, 118-of-233 threes (.506) and 317-of-567 overall (.559) as a junior, and 159-of-340 on threes (.545) and 404-of-741 overall (.545) as a senior. At the line, he was 125-of-134 as a freshman (.933), 237-of-268 as a sophomore (.884), 263-of-298 as a junior (.883) and 260-of-298 as a senior (.872).

He scored 30 or more points 72 times, 40 or more 34 times, 50 or more seven times and 60 or more twice.

His teams were 24-4 his freshman, sophomore and junior seasons with losses to the eventual state champion in the semifinals of the play-offs each season. His senior club finished 27-3 with a state championship for a combined record of 99-15.

He was named first-team all-state (all classes), the *Tulsa World's* Metro Boys Player of the Year for the third time and shared the *Tulsa World's* State Player of the Year award with Page.

The summer prior to his senior season, he was invited to and participated in Kobe Bryant's camp in California, the LeBron James Camp in Ohio and the NBA Players Association Camp in Virginia.

He was rated the No. 21 shooting guard in the nation by Scout and No. 25 by Rivals. The four-star recruit had more than 30 offers, including Oklahoma State, Kentucky, Kansas, Memphis, Oklahoma and Gonzaga.

Personal:

Born July 20, 1989, he is the son of Conley and Christine Clarke. He is majoring in kinesiology. In high school, he maintained a 4.0 grade point average, and was a member of the honor society and the student council.



2008-09 SEASON HIGHS

Points: 26, Ala (1/29/09)
 FG Attempts: 16, MoSt. (11/22/08)
 FG Made: 9, Ala (1/29/09)
 3 Pt FGA: 12, OM (3/4/09)
 3 Pt FGM: 6, Ala (1/29/09)
 FT Attempts: 7, OU (12/30/08)
 FT Made: 6, OU (12/30/08)
 Off. Rebounds: 1, 11 times (most recent: UGA (3/1/09))
 Def. Rebounds: 4, LSU (1/31/09)
 Total Rebounds: 4, MoSt. (11/22/08), UNT (1/3/09),
 Aub (1/24/09), LSU (1/31/09)
 Assists: 3, USA (11/26/08), OM (1/14/09)
 Steals: 4, Aub (2/11/09)
 Blocks: 1, Ala (2/25/09)
 Minutes: 42, USC (2/21/09)

CAREER HIGHS

Points: 26, Ala (1/29/09)
 FG Attempts: 16, MoSt. (11/22/08)
 FG Made: 9, Ala (1/29/09)
 3 Pt FGA: 12, OM (3/4/09)
 3 Pt FGM: 6, Ala (1/29/09)
 FT Attempts: 7, OU (12/30/08)
 FT Made: 6, OU (12/30/08)
 Off. Rebounds: 1, 11 times (most recent: UGA (3/1/09))
 Def. Rebounds: 4, LSU (1/31/09)
 Total Rebounds: 4, MoSt. (11/22/08), UNT (1/3/09),
 Aub (1/24/09), LSU (1/31/09)
 Assists: 3, USA (11/26/08), OM (1/14/09)
 Steals: 4, Aub (2/11/09)
 Blocks: 1, Ala (2/25/09)
 Minutes: 42, USC (2/21/09)

ROTNEI CLARKE'S CAREER STATISTICS

(Overall)		TOTAL											3-PT			REBOUNDS									
Season	GP	GS	Min	Avg	FG	FGA	Pct	3FG	FGA	Pct	FT	FTA	Pct	Off	Def	Tot	Avg	PF	FO	A	TO	Blk	Stl	Pts	Avg
2008-09	30	30	944	31.5	120	294	.408	83	211	.393	43	46	.935	13	43	56	1.9	34	0	32	25	1	27	366	12.2
Totals	30	30	944	31.5	120	294	.408	83	211	.393	43	46	.935	13	43	56	1.9	34	0	32	25	1	27	366	12.2
(SEC Only)		TOTAL											3-PT			REBOUNDS									
Season	GP	GS	Min	Avg	FG	FGA	Pct	3FG	FGA	Pct	FT	FTA	Pct	Off	Def	Tot	Avg	PF	FO	A	TO	Blk	Stl	Pts	Avg
2008-09	16	16	513	32.1	67	161	.416	46	121	.380	17	19	.895	5	27	32	2.0	17	0	18	14	1	16	197	12.3
Totals	16	16	513	32.1	67	161	.416	46	121	.380	17	19	.895	5	27	32	2.0	17	0	18	14	1	16	197	12.3



STEPHEN COX

#25

Guard • 6-3 • 201 • Senior • 1L • Jonesboro, Ark. (Jonesboro HS)

2009-10 Preview:

Cox lettered last year after appearing in 18 games. One of five returning lettermen in the backcourt, he could work his way into the regular rotation. He earned first-half playing time in several games as a junior. A former Razorback golf letterman, he won the Men's Stroke Play Championship

of Northwest Arkansas at the end of May. He carded a two-over 146 (75-71) at Stonebridge Meadows Golf Club to win by two shots. Earlier in May, he participated in graduation ceremonies for his bachelor's degree, even though he still has a year of eligibility remaining.

2008-09:

Cox saw action in 18 games for an average of 2.2 minutes per appearance. He saw first-half action several times as a defensive replacement. He missed his only two field goal attempts of the season, but was 1-of-2 at the line, had seven rebounds, one assist and one steal.

He had two points and two rebounds in UA's Red-White Game (10/24). He had five points and a rebound in the exhibition opener against Campbellsville (11/3) and two points in the second exhibition against Dillard (11/6).

Cox saw time at the end of the first half of the Southeastern Louisiana game (11/14) as a defensive replacement. He was a defensive replacement at the end of the first half against California-Davis (11/20). He had a rebound in four minutes against Florida A&M (11/29). He made 1-of-2 free throws in three minutes against Texas Southern (12/3). He was a first-half defensive replacement against both LSU (2/18) and at South Carolina (2/21). He had one rebound in four minutes at Alabama (2/25). He was a first-half defensive replacement against Florida (3/12) and had a steal.

2007-08:

He joined the team as a walk-on and saw action in 10 games for a total of 12 minutes. He averaged 0.2 points and 0.3 rebounds. He was 1-of-3 shooting for the season (.333). He had one assist and three steals on the season with no turnovers.

In the Red-White Game (10/26), he had eight points, three rebounds and three assists with no turnovers in 32 minutes. He was 3-of-4 shooting, including 2-of-2 on threes. In the exhibition game against West Florida (11/2), he had five points in six minutes. He was 2-of-2 shooting, including a three, and added two rebounds.

In the win over Missouri (11/28), he played the last few seconds of the first half as a defensive replacement. He saw first-half action in the win over Louisiana-Monroe (12/29) and had one assist in four total minutes.

In the NCAA Tournament loss to No. 1 North Carolina (3/23), he had two points, a rebound and a steal. He scored on an offensive putback.

2006-07:

Cox was a member of Arkansas' golf team in 2006 and 2007, redshirting his first year. In 2007, he played 13 rounds in five tournaments and averaged 74.62 strokes per round. His best finish was a tie for fifth (76), which was second on the team, at the Lochinvar Challenge at Houston. He was also second on the team and tied for 38th overall (74-71-72, 217) in the John A. Burns Intercollegiate at O'ahu, Hawaii; fifth on the team and tied for 51st overall (79-75-74, 228) in the Callaway Invitational at San Diego; third on the team and tied for 32nd overall (76-71-73, 220) in the Border Olympics at Laredo, Texas; and fourth on the team and tied for 71st overall (77-78-74, 229) in the Hootie at Bulls Bay Intercollegiate at Awendaw, S.C.

In High School:

He played basketball just one season and earned all-state honors as a senior at Jonesboro High School in 2005 after averaging 14.0 points, 6.0 rebounds and 3.0 assists for head coach Barry Pruitt.

He was also a two-time (2004 and 2005) all-state selection in golf and won the Lowell Manning Athlete of the Year award at JHS. He also competed in track one season.

Personal:

Born April 7, 1986, he is the son of Steve and Virginia Cox. Cox was the 2003 and 2004 Arkansas State Junior Match Play golf champion and he qualified for the U.S. Junior Amateur. He is majoring in agricultural business, and was named to Arkansas' Lon Farrell Academic Honor Roll and the SEC Academic Honor Roll in 2006, 2007 and 2008.

His father was a two-time first-team All-Southwest Conference kicker at Arkansas in 1979 and 1980, and he led the nation in punting in '80 with a 46.5 yard average. He played eight seasons in the NFL with Cleveland (1981-84) and Washington (1985-88). A member of the Arkansas Sports Hall of Fame, he won a Super Bowl with the Redskins in 1988 and owns the third-longest field goal in NFL history at 60 yards.



COURTNEY FORTSON

#4

Guard • 5-11 • 180 • Soph. • 1L • Montgomery, Ala. (The Patterson [Lenoir, N.C.] School)

2009-10 Preview:

Arkansas' starting point guard as a true freshman, Fortson, who recorded just the second triple-double in school history, should be in that role again this year. He was the top freshman playmaker in the nation last year with 5.9 assists per game, which ranked No. 18 overall. His 172 assists were the most for a Razorback since 1997 and his scoring average (14.8)

the third-best for a Hog freshman in the last 21 years. He was named a third-team freshman All-American by CollegeHoops.net.

2008-09:

Fortson played in 29 games with 28 starts, and was named a third-team freshman All-American by CollegeHoops.net and to the SEC's All-Freshman team. He was also named to a national mid-season all-freshman team selected by CollegeHoops.net. The top freshman playmaker in the nation, he ranked No. 18 overall with 5.9 assists per game.

He was second on the team with 14.8 points and 5.5 rebounds, and first in assists and with 1.1 steals. He shot 42.4 percent overall (154-363), 31 percent on threes (31-100) and 60.3 percent at the line (91-151). His scoring average is the third-best for an Arkansas freshman in the last 21 years (1989-2009), behind only Scotty Thurman (17.4, 1993) and Joe Johnson (16.0, 2000).

His 172 assists are the most for a Razorback since Kareem Reid had 183 to lead the SEC with 5.72 in 1997. His 5.9 average is the best since Reid set the school record with 6.64 in 1996.

Fortson led the team in SEC play with 15.0 points, 5.1 assists and 1.4 steals, and was second with 5.4 rebounds. He shot 41.3 percent overall (86-208), 27.9 percent on threes (17-61) and 65.5 percent at the line (36-55).

He led the team in scoring eight times, in assists 27 times and in rebounding three times. He was in double figures scoring a team-high 25 times, had five 20-point games and was in double figures rebounding three times. He had four double-doubles, including just the second triple-double in school history.

In his debut against Southeastern Louisiana (11/14), he had 18 points, a game-high seven assists and added five rebounds and a steal. His layup in traffic with eight seconds left sent the game to overtime and his two free throws in the last 16 seconds of the extra period helped secure the win.

He scored a game-high tying 16 points in the win over California-Davis (11/20). His three in the first half was the only one of the game for the Razorbacks, extending Arkansas' streak of games with at least one trey to 648 games.

At Missouri State (11/22), he had 10 points, six rebounds and four assists. At South Alabama (11/26), playing in front of 20-25 friends and family members, he had a game-high 25 points and a game-high tying five assists. He was 8-of-11 shooting, including 4-of-4 on threes.

He had 13 points, five assists and five rebounds against Florida A&M (11/29). Against Texas Southern (12/3), he scored just six points, but had 11 assists with only one turnover while adding five rebounds.

Against North Carolina Central (12/10), Fortson became just the second Razorback to record a triple-double. He had 20 points on 7-of-13 shooting, 10 rebounds and 11 assists while adding two steals. The only other triple-double in Arkansas history came on Jan. 19, 1984, when Alvin Robertson had 23 points, 11 rebounds and 10 assists in a 70-66 victory at Texas. Fortson was named SEC player of the week, a first for a Hog freshman. He also had double-figure assists in two straight games, the first time for a Hog since Kareem Reid in 1999.

He didn't get a triple-double in consecutive games, but he wasn't far from it, finishing with 20 points, seven rebounds and seven assists

against Austin Peay (12/17). He followed with 13 points, five rebounds and seven assists against Stephen F. Austin (12/20) to help Arkansas win the Jim Thorpe Classic team title and earn him a spot on the all-tournament team.

Against Northwestern State (12/27), he had 18 points, nine assists and two steals in 23 minutes.

In the win over No. 4 Oklahoma (12/30), he just missed a second triple-double by finishing with 12 points, 10 assists and eight rebounds. He also had two steals.

Fortson had 12 points, five rebounds and nine assists against North Texas (1/3).

In the win over No. 7 Texas (1/6), he had a double-double of 13 points and 10 rebounds. He had six turnovers, but five assists.

At Ole Miss (1/14), he was 10-of-19 shooting, finishing with a game-high 24 points along with four rebounds, two assists and two steals. Against Auburn (1/24), he just missed a double-double, finishing with 12 points, nine rebounds and four assists.

Against Alabama (1/29), he was 0-of-4 from the floor, but 8-of-10 at the line, finishing with eight points, nine assists, three rebounds and three steals. At LSU (1/31), he was 6-of-12 shooting, finishing with 17 points, a team-high seven rebounds, and game highs of nine assists and three steals.

Against Tennessee (2/4), he had 19 points on 8-of-15 shooting, six assists and three steals. Fortson had 19 points, seven assists and three steals at Mississippi State (2/7). At Auburn (2/11), near his hometown of Montgomery, he had 11 points, seven rebounds, five assists and two steals.

Fortson was suspended for the Kentucky game (2/14) in a decision by head coach John Pelphrey, not for a violation of team rules. He returned for the next game against LSU (2/18), and had 17 points, seven rebounds and four assists. At South Carolina (2/21), he made 5-of-6 shots, and had 12 points, eight rebounds and three assists, but turned the ball over 10 times.

He made 9-of-19 shots, and had 21 points, three rebounds and three assists at Alabama (2/25). He was 6-of-12 shooting, and had 14 points, eight assists and four rebounds against Georgia (3/1). He had a double-double of 18 points and a game-high 13 rebounds along with five assists against Ole Miss (3/4). He had a game-high 18 points, and added five rebounds and four assists at Vanderbilt (3/8), but was 7-of-27 shooting.

Against Florida (3/12), he had nine points, three rebounds and three assists. He had six turnovers and was 3-of-11 shooting.


In High School:

In 2008, he attended prep school at The Patterson School in Lenoir, N.C. He led his team to a 34-2 record and into the quarterfinals of the National Prep Tournament. He averaged 25.0 points, 7.0 assists and 6.0 steals for Coach Chris Chaney, and was named the No. 7 overall player in the nation by *Tackle/Sports Illustrated*.

He prepped at Jefferson Davis High School in Montgomery, Ala., and was named his state's Mr. Basketball by the Alabama Sports Writers Association his senior year when he averaged 23.7 points, 7.1 rebounds and 4.2 steals. As a junior, he averaged 25.0 points, 7.0 rebounds, 4.0 assists and 4.0 steals. Fortson led JDHS to the Class 6A state title as a junior and was named MVP of the state tournament.

Personal:

Born May 23, 1988, he is the son of Lorraine Fortson. The left-hander is enrolled in the Fulbright College of Arts and Sciences.



2008-09 Season Highs

Points: 25, USA (11/26/08)
 FG Attempts: 27, VU (3/8/09)
 FG Made: 10, UM (1/14/09)
 3 Pt FGA: 9, Ala (2/25/09)
 3 Pt FGM: 4, USA (11/26/08)
 FT Attempts: 13, SLU (11/14/08)
 FT Made: 8, Ala (1/29/09)
 Off. Rebounds: 4, NCCU (12/10/08), Texas (1/6/09),
 Aub (1/24/09), OM (3/4/09)
 Def. Rebounds: 9, UM (3/4/09)
 Total Rebounds: 13, UM (3/4/09)
 Assists: 11, TSU (12/3/08), NCCU (12/10/08)
 Steals: 3, Ala (1/29/09), LSU (1/31/09),
 Tenn (2/4/09), MSU (2/7/09)
 Blocks: 1, TSU (12/3/08), Ala (1/29/09),
 MSU (2/7/09)
 Minutes: 41, UM (3/4/09)

CAREER HIGHS

Points: 25, USA (11/26/08)
 FG Attempts: 27, VU (3/8/09)
 FG Made: 10, UM (1/14/09)
 3 Pt FGA: 9, Ala (2/25/09)
 3 Pt FGM: 4, USA (11/26/08)
 FT Attempts: 13, SLU (11/14/08)
 FT Made: 8, Ala (1/29/09)
 Off. Rebounds: 4, NCCU (12/10/08), Texas (1/6/09),
 Aub (1/24/09), OM (3/4/09)
 Def. Rebounds: 9, UM (3/4/09)
 Total Rebounds: 13, UM (3/4/09)
 Assists: 11, TSU (12/3/08), NCCU (12/10/08)
 Steals: 3, Ala (1/29/09), LSU (1/31/09),
 Tenn (2/4/09), MSU (2/7/09)
 Blocks: 1, TSU (12/3/08), Ala (1/29/09),
 MSU (2/7/09)
 Minutes: 41, UM (3/4/09)

COURTNEY FORTSON'S CAREER STATISTICS

(Overall)		TOTAL										3-PT			REBOUNDS										
Season	GP	GS	Min	Avg	FG	FGA	Pct	3FG	FGA	Pct	FT	FTA	Pct	Off	Def	Tot	Avg	PF	FO	A	TO	Blk	Stl	Pts	Avg
2008-09	29	28	952	32.8	154	363	.424	31	100	.310	91	151	.603	49	110	159	5.5	79	3	172	128	3	33	430	14.8
Totals	29	28	952	32.8	154	363	.424	31	100	.310	91	151	.603	49	110	159	5.5	79	3	172	128	3	33	430	14.8
(SEC Only)		TOTAL										3-PT			REBOUNDS										
Season	GP	GS	Min	Avg	FG	FGA	Pct	3FG	FGA	Pct	FT	FTA	Pct	Off	Def	Tot	Avg	PF	FO	A	TO	Blk	Stl	Pts	Avg
2008-09	15	15	501	33.4	86	208	.413	17	61	.279	36	55	.655	26	55	81	5.4	38	2	77	68	2	21	225	15.0
Totals	15	15	501	33.4	86	208	.413	17	61	.279	36	55	.655	26	55	81	5.4	38	2	77	68	2	21	225	15.0



MICHAEL SANCHEZ

#31

Forward • 6-8 • 236 • Sophomore • 1L • Springdale, Ark. (Har-Ber HS)

2009-10 Preview:

As a redshirt freshman, Sanchez played in all 30 games with 28 starts a year ago. He could start again this year and will certainly be in the frontcourt rotation. One of only two returning interior players on the roster, he and Michael Washington should get help with the addition of forwards Glenn Bryant, Delvon Johnson and Marshawn Powell.

year with six points and four rebounds against Florida in the SEC Tournament (3/12).

Summer 2008:

During the summer, he was one of nine players on a Reach USA squad to tour China. Reach USA is a division of Sports Reach, which is a Christian sports ministry. Reach USA played five games against the third-ranked professional team in China, Shan Dong Gold, and went 1-3-1 with no overtime following a tie in regulation.

In the five games, Sanchez averaged 8.2 points and 7.0 rebounds while shooting 55.9 percent from the field. His rebounding average and field goal percentage were second on the team while his scoring average was sixth.

2007-08:

He redshirted while working out against seniors Steven Hill, Darian Townes, Charles Thomas and Vincent Hunter in practice.

He had four points and five rebounds in the Red-White Game (10/26), and five points, five rebounds and two assists in the exhibition game against West Florida (11/2).

In the two exhibition games in Cancun over Labor Day weekend, he averaged 9.0 points and 4.5 rebounds while shooting 55 percent from the field. He made the winning basket in the final seconds after running the length of the floor for a steal in the 60-57 win over Quintana Roo. He had 11 points and five rebounds in the 108-37 win over Belize Select.

In High School:

At Springdale Har-Ber High School, he averaged 15.8 points, 13.8 rebounds and 7.0 assists in helping the Wildcats go 24-6 and reach the Class 7A championship game under head coach Eric Burnett. Sanchez recorded a double-double in every conference game he played. Sanchez was named first-team All-Arkansas, all-state and to the Class 7A state all-tournament team. He was also named to the all-area team by *The Morning News*.

In the state finals against Northside, he had 16 points on 7-of-14 shooting and seven rebounds. In the semifinal win over Rogers, he had 18 points and 14 rebounds.

As a junior, he averaged 18.0 points and 11.0 rebounds on a 15-14 club, despite being slowed by tendonitis. As a sophomore, he averaged 18 points and 12 rebounds, and was ranked among the top 50 sophomores in the nation by Scout.com. He was also invited to the NBA Players Association Camp and the Reebok ABCD camp.

He played AAU ball during the spring while considering attending a prep school in 2008 and averaged 20.0 points and 13.0 rebounds as the Arkansas Hawks went 4-1 in the Pitt Jam Fest in Pittsburgh. In a game against the Michigan Mustangs, he had 25 points and 15 rebounds. Earlier in the spring, he averaged 21.0 points and 11.0 rebounds in the Real Deal on the Hill AAU tournament.

Sanchez signed with the Hogs after also considering Kentucky, Wake Forest, Colorado, Michigan, New Mexico, New Mexico State and Tennessee, among others.

Personal:

Born Aug. 21, 1988, he is the son of Albert and Kim Sanchez. He is majoring in business with a minor in sociology. He was named to Arkansas' Lon Farrell Academic Honor Roll for Fall 2007. His mother played basketball at Arkansas and his father ran track for the Razorbacks. An honor graduate of Har-Ber, he was a member of the Fellowship of Christian Athletes.

2008-09:

Sanchez played in all 30 games with 28 starts, and played 23.3 minutes per outing. He averaged 5.9 points and was third on the team with 4.9 rebounds. He made 56-of-125 shots overall (.448) and 65-of-90 free throws (.722) to rank third on the team in free throw percentage.

In SEC play, he played 22.0 minutes with 14 starts in 16 games. He averaged 5.1 points and 3.7 rebounds. He was 24-of-58 shooting (.414) from the floor and 33-of-47 (.702) at the line.

He averaged 7.4 points and 8.6 rebounds in November, 7.5 and 5.8 in December while shooting 50 percent (14-28), and 6.0 and 6.0 in March while making 10-of-11 free throws (.909). He averaged 7.1 points and 5.6 rebounds at home while shooting 47.1 percent from the floor (41-87). He made 19-of-24 free throws on the road (.792) while making 46-of-66 at home (.697).

Sanchez led the team in rebounding four times, and was in double figures scoring six times and in rebounding four times.

In his debut against Southeastern Louisiana (11/14), he had five points and 12 rebounds. His rebounding total is the best for a Razorback newcomer in a season-opener since Jonathon Modica had 11 points and 13 boards against Jackson State in 2003.

He followed with his first double-double, getting 12 points and 12 rebounds against California-Davis (11/20).

At Missouri State (11/22), he had eight points and 11 rebounds, becoming the first Razorback to open a season with three straight double-figure rebounding games since Derek Hood in 1997. He got in foul trouble in the next game, at South Alabama (11/26), and finished with four points and two rebounds in 20 minutes.

Sanchez made 4-of-5 shots, and had 10 points, four rebounds, two assists and two steals against Texas Southern (12/3). He had 14 points, eight rebounds and four assists against North Carolina Central (12/10), and was 8-of-9 at the line.

He was in foul trouble against Austin Peay (12/17), and played just 13 minutes and scored four points, but his free throws with 1:26 left gave Arkansas an 81-75 lead and he drew a charge on APSU's following possession.

Against Northwestern State (12/27), he had 10 rebounds. In the win over No. 4 Oklahoma (12/30), he had 12 points on 5-of-9 shooting and six rebounds.

Sanchez had eight points, two rebounds, one assist and a steal against Auburn (1/24). He had 13 points and five rebounds against Alabama (1/29). At Mississippi State (2/7), he had four points and a team-high tying seven rebounds. He started at Auburn (2/11) and despite being forced from the game to get five stitches on his chin, he finished with nine points and six rebounds in 25 minutes.

Against Kentucky (2/14), he made 4-of-5 shots, and finished with eight points and three rebounds. Against Ole Miss (3/4), he was 5-of-5 at the line, and finished with 11 points, seven rebounds and two steals. He had seven rebounds at Vanderbilt (3/8). He closed the



2008-09 Season Highs

Points: 14, NCCU (12/10/08)
 FG Attempts: 9, OU (12/30/08), Ala (1/29/09)
 FG Made: 5, UCD (11/20/08), OU (12/30/08)
 3 Pt FGA: 1, Ala (1/29/09)
 FT Attempts: 9, NCCU (12/10/08)
 FT Made: 8, NCCU (12/10/08)
 Off. Rebounds: 5, NCCU (12/10/08)
 Def. Rebounds: 10, UCD (11/20/08)
 Total Rebounds: 12, SLU (11/14/08), UCD (11/20/08)
 Assists: 4, NCCU (12/10/08)
 Steals: 2, TSU (12/3/08), OM (3/4/09)
 Blocks: 1, SLU (11/14/08), UCD (11/20/08),
 MoSt. (11/22/08), UNT (1/3/09),
 Texas (1/6/09), USC (2/21/09)
 Minutes: 39, MoSt. (11/22/08)

CAREER HIGHS

Points: 14, NCCU (12/10/08)
 FG Attempts: 9, OU (12/30/08), Ala (1/29/09)
 FG Made: 5, UCD (11/20/08), OU (12/30/08)
 3 Pt FGA: 1, Ala (1/29/09)
 FT Attempts: 9, NCCU (12/10/08)
 FT Made: 8, NCCU (12/10/08)
 Off. Rebounds: 5, NCCU (12/10/08)
 Def. Rebounds: 10, UCD (11/20/08)
 Total Rebounds: 12, SLU (11/14/08), UCD (11/20/08)
 Assists: 4, NCCU (12/10/08)
 Steals: 2, TSU (12/3/08), OM (3/4/09)
 Blocks: 1, SLU (11/14/08), UCD (11/20/08),
 MoSt. (11/22/08), UNT (1/3/09),
 Texas (1/6/09), USC (2/21/09)
 Minutes: 39, MoSt. (11/22/08)

MICHAEL SANCHEZ'S CAREER STATISTICS

(Overall)		TOTAL										3-PT			REBOUNDS										
Season	GP	GS	Min	Avg	FG	FGA	Pct	3FG	FGA	Pct	FT	FTA	Pct	Off	Def	Tot	Avg	PF	FO	A	TO	Blk	Stl	Pts	Avg
2008-09	30	28	699	23.3	56	125	.448	0	1	.000	65	90	.722	48	100	148	4.9	85	1	20	40	6	18	177	5.9
Totals	30	28	699	23.3	56	125	.448	0	1	.000	65	90	.722	48	100	148	4.9	85	1	20	40	6	18	177	5.9

(SEC Only)		TOTAL										3-PT			REBOUNDS										
Season	GP	GS	Min	Avg	FG	FGA	Pct	3FG	FGA	Pct	FT	FTA	Pct	Off	Def	Tot	Avg	PF	FO	A	TO	Blk	Stl	Pts	Avg
2008-09	16	14	352	22.0	24	58	.414	0	1	.000	33	47	.702	23	56	59	3.7	45	0	5	21	1	9	81	5.1
Totals	16	14	352	22.0	24	58	.414	0	1	.000	33	47	.702	23	56	59	3.7	45	0	5	21	1	9	81	5.1



MICHAEL WASHINGTON

#00

**Forward/Center • 6-9 • 239 • Senior • 3L • McGehee, Ark.
(Genesis One Christian [Mendenhall, Miss.] School)**

2009-10 Preview:

Arkansas' first conference rebounding champion (9.8) since Derek Hood in 1999, Washington is back for his senior campaign after testing the NBA Draft waters last year. Washington played forward and center last year and could be used in both spots again this year after earning All-Southeastern Conference honors in his first season as a starter.

The top returning big man on the team, Washington

has the chance to emerge this year after spending his first two seasons as a backup to departed seniors Charles Thomas, Vincent Hunter, Darian Townes and Steven Hill. He will be counted on for scoring, rebounding, defense and leadership.

2008-09:

In his first season as a starter, Washington was named second-team All-SEC by the Associated Press and the league's coaches, second-team All-District 21 by the National Association of Basketball Coaches and All-District VII by the United States Basketball Writers Association.

After averaging 4.3 points and 3.9 rebounds as a sophomore, he started all 30 games and led the team with 15.5 points, 9.8 rebounds and 1.3 blocked shots. He shot 55.1 percent from the field (178-323) and 60.2 percent at the line (103-171). He led the SEC in rebounding to become Arkansas' first rebounding champion since Derek Hood in 1999 (10.3). He was also ninth in scoring, third in field goal percentage, eighth in blocked shots (1.3), second in offensive rebounding (3.5) and second in defensive rebounding (6.3). He ranked No. 21 nationally in rebounding and No. 38 in field goal percentage.

In SEC play, he averaged 13.6 points, and led the team with 8.9 rebounds and 1.5 blocked shots. He shot a team-best 51.2 percent from the field (87-170) and 58.6 percent at the line (41-70).

He entered the season with 239 points and 180 rebounds for his career. He had 464 points and 294 rebounds in 2009 alone.

Washington had 12 double-doubles, the most for a Razorback since Hood set the school record with 18 in 1999. He also had two 30-point games (30 against Southeastern Louisiana and 34 against North Texas) to become the first Hog with multiple 30-point games since Jannero Pargo had five in 2002. He is the first post player with more than one since Joe Kleine had seven in 1985.

He averaged 18.4 points and 9.9 rebounds, and shot 55.1 percent (59-107) in eight games against NCAA Tournament teams. In 14 games against post-season tournament teams, he averaged 15.8 points and 10.4 rebounds while shooting 53 percent (89-168).

Washington led the team in scoring a team-high 13 times and in rebounding a team-high 21 times. He led in assists twice and had 22 double-figure scoring games. He had a team-best nine 20-point games and was in double figures rebounding a team-high 14 times.

In the opener against Southeastern Louisiana (11/14), he had a then-career and game highs of 30 points, 14 rebounds, 10 shots made, 16 shots attempted and 41 minutes played to earn SEC Player of the Week honors. Down 81-80 in overtime, he scored seven straight to give Arkansas an 87-81 lead with 26 seconds left. He followed with an 11-point, six-rebound, two-steal night in the win over California-Davis (11/20).

He had a double-doubles against Florida A&M, North Carolina Central, Austin Peay and Stephen F. Austin, including three games in row. Washington earned MVP honors at the Jim Thorpe Classic to help the Razorbacks to the team title.

In the win over No. 4 Oklahoma (12/30), he had a double-double of 24 points and 11 rebounds. and in Arkansas' victory over No. 7 Texas (1/6), he had 22 points on 8-of-13 shooting and nine rebounds with two blocked shots. His dunk and free throw to complete a three-point play gave Arkansas a 65-61 lead with 22 seconds remaining.

He had 15 points and a game-high 18 rebounds against Florida in the SEC Tournament (3/12). He was 7-of-14 shooting.

2007-08:

He played in all 35 games with nine starts, and averaged 4.3 points and 3.9 rebounds with two double-doubles. He made 52-of-126 shots (.413), including 7-of-27 three-pointers (.259), and was 38-of-61 at the line (.623). He was fifth on the team in rebounding and third with 24 blocked shots. Despite playing just over 13 minutes a game, his 62 offensive rebounds were second on the team to the 77 by Townes. In SEC play, he made 72.7 percent of his free throws (16-22).

He led the team in scoring twice (Missouri State and Oklahoma) and in rebounding four times (ORU, Missouri State, Oklahoma, at Tennessee). He was in double figures scoring twice and in rebounding three times.

He recorded his first double-double with 12 points and 12 rebounds against Missouri State (12/3), and added five blocked shots. He recorded his second double-double two games later in a start at Oklahoma (12/15). He finished with a team-high 16 points and a game-high 12 rebounds.

In the win over No. 25 Mississippi State (1/30), he started and had eight points, four rebounds and two blocked shots. He started again in the win over No. 20 Florida (2/2), finishing with eight points on 4-of-6 shooting and five rebounds.

At No. 4 Tennessee (2/13), he had seven points and a team-high 10 rebounds. He also had two assists and a blocked shot in just 12 minutes.

2006-07:

Not able to participate in any pre-season workouts or conditioning drills while awaiting approval from the NCAA clearinghouse, he was behind from the start but made up ground down the stretch.

For the year, he played in 26 games with one start, and averaged 3.5 points and 1.6 rebounds. He shot 45.6 percent from the field (36-79) and 60.9 percent from the line (14-23).

He led the team in scoring and rebounding once each and was in double figures scoring twice.

Washington played 15 minutes against Tennessee (2/24), and had six points, two rebounds and an assist. He scored all of his points at the line, going 6-of-6. In the win at No. 19 Vanderbilt (3/3), he had 15 points and six rebounds in 19 minutes, hitting 6-of-10 shots, including 2-of-2 threes.

In the SEC Tournament opener against South Carolina (3/8), he was 4-of-7 shooting for nine points, and added three rebounds, an assist, a blocked shot and a steal. In the semifinal against Mississippi State (3/10), he had eight points on 3-of-6 shooting and two rebounds. In the SEC Tournament championship game against Florida (3/11), he made 8-of-14 shots, and finished with team highs of 17 points, seven rebounds and two steals in 19 minutes.

In High School:

As a senior at Genesis One Christian School in Mendenhall, Miss., he averaged 31.6 points, 14.8 rebounds and 9.0 blocked shots in earning all-state and all-district honors for Coach Victor Evans. Washington was rated the No. 23 player in the nation and the No. 5 power forward in the nation by Rivals. He was listed as the No. 71 prospect in the country by Scout and No. 106 by Basketball Times.

As a junior, he played at Cleveland Heritage Christian School in Texas where he averaged 28.7 points, 13.6 rebounds, 8.0 blocked shots, 4.0 assists and 3.0 steals in earning all-state honors. He shot 78 percent from the field and 79 percent from the line in helping his team finish 23-9. He was rated the No. 1 junior in Texas by one recruiting service.

As a sophomore at McGehee, he averaged 26.3 points, 12.6 rebounds and 3.2 blocked shots in earning all-state honors on a 15-15 team. He averaged 21.6 points and 10.7 rebounds as a freshman.

At the International Sports Invitational in San Diego in summer 2005, he played for the USA Youth Development Festival Blue Team. He averaged 8.5 points and 5.0 rebounds in four games, helping the USA go 3-1 and win the silver medal. He shot 64.7 percent from the floor (11-17) and 57.9 percent (11-19) at the line.

He signed with the Razorbacks after also considering North Carolina, Illinois, Arizona, Oklahoma State, Kansas, Oklahoma and Baylor, among others.

He also played football and baseball in high school.

Personal:

Born Oct. 2, 1986, his parents are David Henry and Shalettera Washington. He is majoring in kinesiology.




2008-09 SEASON HIGHS	
Points:	34, UNT (1/3)
FG Attempts:	21, LSU (1/31)
FG Made:	12, UNT (1/3)
3 Pt FGA:	3, MSU (1/10), MSU (2/7)
3 Pt FGM:	1, SLU (1/14), MSU (1/10), MSU (2/7), OM (3/4)
FT Attempts:	16, SLU (11/14), FAMU (11/29)
FT Made:	10, FAMU (11/29), UNT (1/3)
Off. Rebounds:	8, USA (11/26), MSU (1/10)
Def. Rebounds:	11, Fla (3/12)
Total Rebounds:	18, Fla (3/12)
Assists:	3, USC (2/21), Ala (2/25)
Steals:	4, UGA (3/1)
Blocks:	3, OM (1/14), Tenn (2/4), USC (2/21), OM (3/4)
Minutes:	41, SLU (11/14)

CAREER HIGHS	
Points:	30, SLU (11/14/08)
FG Attempts:	21, LSU (1/31/09)
FG Made:	12, UNT (1/3/09)
3 Pt FGA:	6, OU (12/15/07)
3 Pt FGM:	2, VU (3/3/07), OU (12/15/07)
FT Attempts:	16, SLU (11/14/08), FAMU (11/29/08)
FT Made:	10, FAMU (11/29/08), UNT (1/3/09)
Off. Rebounds:	9, OU (12/15/07)
Def. Rebounds:	11, Fla (3/12/09)
Total Rebounds:	18, Fla (3/12/09)
Assists:	3, USC (2/21/09), Ala (2/25/09)
Steals:	4, UGA (3/1/09)
Blocks:	5, MoSt. (12/3/07)
Minutes:	41, SLU (11/14/08)

MICHAEL WASHINGTON'S CAREER STATISTICS

(Overall)		TOTAL										3-PT			REBOUNDS										
Season	GP	GS	Min	Avg	FG	FGA	Pct	3FG	FGA	Pct	FT	FTA	Pct	Off	Def	Tot	Avg	PF	FO	A	TO	Blk	Stl	Pts	Avg
2006-07	26	1	221	8.5	36	79	.456	4	14	.286	14	23	.609	21	21	42	1.6	40	1	6	16	7	4	90	3.5
2007-08	35	9	468	13.4	52	126	.413	7	27	.259	38	61	.623	62	76	138	3.9	77	1	18	34	24	10	149	4.3
2008-09	30	30	901	30.0	178	323	.551	5	30	.167	103	171	.602	105	189	294	9.8	92	2	27	62	39	29	464	15.5
Totals	91	40	1590	17.5	266	528	.504	16	71	.225	155	255	.608	188	286	474	5.2	209	4	51	112	70	43	703	7.7

(SEC Only)		TOTAL										3-PT			REBOUNDS										
Season	GP	GS	Min	Avg	FG	FGA	Pct	3FG	FGA	Pct	FT	FTA	Pct	Off	Def	Tot	Avg	PF	FO	A	TO	Blk	Stl	Pts	Avg
2006-07	13	0	98	7.5	13	26	.500	2	5	.400	9	16	.563	6	10	16	1.2	15	0	3	9	3	0	37	2.8
2007-08	16	7	198	12.4	19	48	.396	3	8	.375	16	22	.727	29	23	52	3.3	36	0	6	10	8	3	57	3.6
2008-09	16	16	482	30.1	87	170	.512	3	19	.158	41	70	.586	55	87	142	8.9	54	1	14	40	24	19	218	13.6
Totals	45	23	778	17.3	119	244	.488	8	32	.250	66	108	.611	90	120	210	4.7	105	1	23	59	35	22	312	6.9



STEFAN WELSH

#14

Guard • 6-3 • 185 • Senior • 3L • Newport News, Va. (Hargrave Military Academy)

2009-10 Preview:

One of the leaders of last season's team, Welsh is back after starting 24 games. One of four returning lettermen at guard, he will be counted on in the backcourt again. Last year he saw action at guard and on the wing, but may be able to spend more time at the guard spot this season. Highlights included hitting the game-winning three at South Alabama and making the Jim Thorpe Classic all-tournament team.

2008-09:

After averaging 5.3 points and 1.4 rebounds as a sophomore, Welsh improved to 11.5 points, 2.9 rebounds, 2.1 assists and 1.0 steal. He made 188-of-327 shots overall (.361), 51-of-166 threes (.307) and 57-of-90 free throws (.633). He played 29.5 minutes in all 30 games with 24 starts. He was 29th in the SEC in scoring.

In SEC play, he averaged 9.8 points, 2.2 rebounds, 2.0 assists and 1.0 steal. He made 56-of-177 shots (.316), 25-of-95 threes (.263) and 20-of-33 free throws (.606).

He had 297 points and 82 rebounds for his career entering the season, but had 344 points and 86 boards as a junior.

His game-winning three with 2.9 seconds left at South Alabama (11/26) was just the third game-winning shot in the final 10 seconds for Arkansas in this decade.

He had nine points and two assists in the opener against Southeastern Louisiana (11/14). SLU had the ball for the final possession in regulation, but Welsh drew a charge on Kevyn Green with two seconds left to force overtime. He had 14 points and four assists in the win over California-Davis (11/20).

His three from the top of the key with 2.9 seconds left was the game-winner at South Alabama (11/26). He finished with 24 points, nine rebounds, four assists and two steals in 38 minutes. His three gave Arkansas its first lead of the second half.

Welsh came off the bench against Austin Peay (12/17), but his three with 3:51 left gave Arkansas a 75-70 lead and he was 6-of-6 on free throws in the final 52 seconds. He came off the bench again in the next game against Stephen F. Austin (12/10), and had 12 points to help Arkansas win the Jim Thorpe Classic team title and earn him a spot on the all-tournament team.

He started against Northwestern State (12/27) and led the team in scoring for the first time in his career with 27 points. He was 8-of-13 shooting, including 6-of-8 on threes, and added five rebounds.

In the win over No. 4 Oklahoma (12/30), he made 6-of-12 shots, including 3-of-5 threes, and finished with 19 points and five rebounds. Against North Texas (1/3), he had 19 points, three rebounds and two assists.

In the win over No. 7 Texas (1/6), he was 9-of-21 shooting, finishing with 20 points, two rebounds and two assists with no turnovers. His three with 3:32 left gave Arkansas the lead for good at 60-57.

Welsh had a team-high tying 14 points and a team-high four assists against Kentucky (2/14). Coming off the bench for the first time in 17 games against Georgia (3/1), he was 6-of-12 from the floor, and finished with 14 points, four assists and five steals.

2007-08:

The top returning scorer and the only returning starter on the team, he averaged 5.3 points, 1.4 rebounds and 2.1 assists for the year. He played in all 35 games, made 21 starts and averaged just more than 19 minutes a game. He was 63-of-173 from the field (.364), 38-of-114 on threes (.333) and 20-of-31 at the line (.645). He was second on the team with 74 assists, third with 38 threes and fourth with 24 steals.

In conference play, he averaged 4.8 points, 1.3 rebounds and 1.9 assists. He shot 32.5 percent overall (27-83), 28.6 percent on threes (14-49) and 75 percent at the line (9-12).

He had 74 assists with 67 turnovers for the year, and 30 and 26, respec-

tively, in SEC action. He led the team in assists five times and was in double figures scoring three times.

In the win over No. 25 Mississippi State (1/30), he finished with seven points, one assist and two steals with no turnovers.

At Mississippi State (2/16), he was 4-of-5 shooting for nine points in 13 minutes. Against LSU (2/20), he was 3-of-8 from the floor but 3-of-5 on threes, finishing with 10 points, two rebounds and three assists.

In the SEC Tournament against No. 18 Vanderbilt (3/14), he was 4-of-8 shooting, including 3-of-5 on threes, and had 11 points and two assists. Against No. 4 Tennessee (3/15), he was 4-of-6 shooting, all threes, for 12 points with two assists.

In the NCAA Tournament against Indiana (3/21), he was 2-of-4 shooting, all threes, for six points in the first half before being forced from the game with a twisted ankle. He tried to play in the second-round loss to No. 1 North Carolina (3/23), but was 0-of-1 in just four minutes.

2006-07:

He played in all 35 games with one start. He averaged 3.2 points for the year.

He led the team in assists twice and was in double figures scoring twice.

In the semifinal win over Marist in the Old Spice Classic (11/24), he hit two threes and two free throws for eight points in 11 minutes. In the championship game win over West Virginia (11/26), he made two threes and finished with eight points in 15 minutes.

He made his first start in the win over No. 16 LSU (1/20) and had a rebound in six minutes.

Against No. 24 Kentucky (2/3), he came off the bench and played 20 minutes. He made 5-of-11 shots, including 3-of-7 threes, and finished with 13 points, two rebounds and four assists with just one turnover.

In the win over Auburn (2/7), he had three points and two rebounds. He hit the first three of the game for the Razorbacks, extending Arkansas' streak of games with a three to 600.

Welsh was huge in the home win over Mississippi State (2/28), hitting 6-of-7 shots, including 4-of-5 threes, and scoring 16 points in 19 minutes off the bench.

In the win at No. 19 Vanderbilt (3/3), he was 4-of-5 at the line, finishing with four points, a rebound, two assists and a steal. He had six points, on two threes, a rebound and one assist against South Carolina in the opener of the SEC Tournament (3/8). In the quarterfinals against Vanderbilt (3/9), he had four points, a rebound and a steal in 11 minutes. In the semifinal against Mississippi State (3/10), he hit 2-of-4 threes, and had six points, two rebounds and three assists with no turnovers in 22 minutes.

In High School:

At Hargrave, he averaged 17.0 points, 5.0 rebounds, 5.0 assists and 4.0 steals on a team finishing 34-2. In the Champions Prep Classic, a game between the top two ranked prep schools in the nation, he had 17 points, six assists and four rebounds in helping Hargrave post a 107-101 victory over The Patterson School.

Welsh was rated the No. 69 player in the nation by Basketball Times and No. 98 by Scout.

He was an honorable mention McDonald's All-American as a senior at Woodside High in Newport News after averaging 20 points. He was a Nike All-American in 2004 and 2005, and also earned All-America honors from Street & Smith's. He was first-team all-state and MVP of the 2006 seven-city Battle of the Bay all-star game. He also averaged 22.0 points as a junior and 18.0 as a sophomore. Welsh helped Woodside win two state titles.

In summer 2005, he averaged 25.0 points in the Super Showcase in Orlando after leading his team to the title of the Nike Peach Jam.

He signed with Arkansas after also considering Xavier, Virginia, Marquette, Tennessee, Boston College, Providence and Rutgers.

Also a star on the football field at Woodside, he was second-team all-state as a wide receiver and defensive back, and first-team all-district as a receiver and kick returner.

Personal:

Born Nov. 17, 1987, he is the son of Yolanda Welsh. He is majoring in kinesiology. Welsh wore No. 2 as a freshman but switched to No. 14 prior to the 2007-08 season.



2008-09 SEASON HIGHS

Points: 27, NSU (12/27)
 FG Attempts: 24, USA (11/26)
 FG Made: 10, USA (11/26)
 3 Pt FGA: 14, OM (3/4)
 3 Pt FGM: 6, NSU (12/27)
 FT Attempts: 8, APSU (12/17), NSU (12/27)
 FT Made: 7, APSU (12/17)
 Off. Rebounds: 3, USA (11/26), TSU (12/3)
 Def. Rebounds: 6, USA (11/26), FAMU (11/29)
 Total Rebounds: 9, USA (11/26)
 Assists: 4, UCD (11/20), USA (11/26),
 FAMU (11/29), TSU (12/3),
 Ala (1/29), Ky (2/14), UGA (3/1)
 Steals: 5, UGA (3/1)
 Blocks: 1, SLU (11/14)
 Minutes: 38, USA (11/26), Texas (1/6),
 Tenn (2/4)

CAREER HIGHS

Points: 27, NSU (12/27/08)
 FG Attempts: 24, USA (11/26/08)
 FG Made: 10, USA (11/26/08)
 3 Pt FGA: 14, OM (3/4/09)
 3 Pt FGM: 6, NSU (12/27/08)
 FT Attempts: 8, APSU (12/17/08), NSU (12/27/08)
 FT Made: 7, APSU (12/17/08)
 Off. Rebounds: 3, USA (11/26/08), TSU (12/3/08)
 Def. Rebounds: 6, USA (11/26/08), FAMU (11/29/08)
 Total Rebounds: 9, USA (11/26/08)
 Assists: 7, DSU (11/24/07)
 Steals: 5, UGA (3/1/09)
 Blocks: 1, Ala (2/27/08), VU (3/14/08),
 SLU (11/14/08)
 Minutes: 38, USA (11/26/08), Texas (1/6/09),
 Tenn (2/4/09)

STEFAN WELSH'S CAREER STATISTICS

(Overall)		TOTAL										3-PT			REBOUNDS										
Season	GP	GS	Min	Avg	FG	FGA	Pct	3FG	FGA	Pct	FT	FTA	Pct	Off	Def	Tot	Avg	PF	FO	A	TO	Blk	Stl	Pts	Avg
2006-07	35	1	381	10.9	36	117	.308	27	89	.303	14	17	.824	8	24	32	0.9	32	0	27	25	0	10	113	3.2
2007-08	35	21	677	19.3	63	173	.364	38	114	.333	20	31	.645	12	38	50	1.4	56	1	74	67	2	24	184	5.3
2008-09	30	24	886	29.5	118	327	.361	51	166	.307	57	90	.633	18	68	86	2.9	75	1	64	66	2	31	344	11.5
Totals	100	46	1944	19.4	217	617	.352	116	369	.314	91	138	.659	38	130	168	1.7	163	2	165	158	4	65	641	6.4

(SEC Only)		TOTAL										3-PT			REBOUNDS										
Season	GP	GS	Min	Avg	FG	FGA	Pct	3FG	FGA	Pct	FT	FTA	Pct	Off	Def	Tot	Avg	PF	FO	A	TO	Blk	Stl	Pts	Avg
2006-07	16	1	129	8.1	17	42	.405	11	30	.367	7	9	.778	3	11	14	0.9	14	0	11	10	0	3	52	3.3
2007-08	16	10	304	19.0	27	83	.325	14	49	.286	9	12	.750	7	14	21	1.3	26	1	30	26	1	9	77	4.8
2008-09	16	13	500	31.3	56	177	.316	25	95	.263	20	33	.606	5	30	35	2.2	41	1	32	37	0	17	157	9.8
Totals	48	24	933	19.4	100	302	.331	50	174	.287	36	54	.667	15	55	70	1.5	81	2	73	73	1	29	286	6.0



GLENN BRYANT

#5

Forward • 6-7 • 190 • Freshman • HS • Roseville, Mich.
(Oak Hill [Mouth of Wilson, Va.] Academy)

2009-10 Preview:

With only two forwards returning from last year (Michael Washington and Michael Sanchez), Arkansas is looking for depth inside and Bryant will get a chance to contribute this season.

In High School:

Bryant prepped at Oak Hill Academy in Mouth of Wilson, Va., the last two seasons. As a senior, he averaged 11.3 points with more than 200 blocked shots as Oak Hill went 40-1 with No. 1 rankings from ESPN Rise and PrepNation.com. Oak Hill lost to Findlay Prep in the finals of the ESPN Rise National High School Invitational championship game, 74-66, at the end of the season.

As a junior, he averaged 12.5 points on a 34-4 team. As a sophomore, he played at Macomb Dakota High School outside Detroit, and averaged 14.0 points, 9.0 rebounds and 6.0 blocked shots on a team going 40-1.

Rivals ranked Bryant the No. 36 power forward and No. 140 overall prospect in the nation. ESPN ranked him the No. 34 power forward.

He signed with Arkansas after also receiving offers from Michigan, Xavier, Detroit and South Florida. He was also recruited by Temple and Marquette, among others.

Personal:

Born March 22, 1990, his parents are Orlando Jackson and Nikita Bigham.



JEMAL FARMER

#2

Guard/Forward • 6-5 • 213 • Junior • JC • Chicago, Ill.
(Cloud County [Concordia, Kan.] CC)

2009-10 Preview:

A community college transfer, Farmer is expected to come in and fill an immediate need on the wing. Even if he does not start, he has the chance to earn significant playing time.

In Community College:

Farmer averaged a team-high 17.1 points along with 4.2 rebounds, 1.7 assists and 1.3 steals in earning all-region and second-team All-Jayhawk Conference honors as a sophomore at Cloud County. He shot 45.1 percent from the field (148-328), 30.1 percent on threes (34-110) and 76.2 percent at the line (115-151).

As a freshman, he averaged 16.1 points, 5.4 rebounds and 3.0 assists while making 37 three-pointers. Cloud County finished 21-11 his freshman season and 18-13 his sophomore year. He signed with Arkansas over Nebraska, Iowa State, Kansas State and UAB.

In High School:

He prepped at Bloom Township High School in Chicago where he was teammates with fellow Razorback Delvon Johnson. He was a three-time all-conference selection and a two-time all-area pick for head coach Jasper Williams. He played in the Windy City North-South All-Star Game. He averaged 17.0 points, 6.0 rebounds and 4.0 assists as a freshman; 10.0 points, 8.0 rebounds and 3.0 assists as a sophomore; 13.0 points, 7.0 rebounds and 4.0 assists as a junior; and 14.0 points, 8.0 rebounds and 5.0 assists as a senior.

Personal:

Born Jan. 2, 1989, his parents are Gerald Farmer and Karlene Dunkley. He is majoring in sociology.



DELVON JOHNSON

#21

Forward • 6-9 • 220 • Junior • JC • Richton, Ill. (Indian Hills [Ottumwa, Iowa] CC)

2009-10 Preview:

Arkansas needs depth inside and a year each of senior college and community college experience, Johnson could provide immediate help. Michael Washington and Michael Sanchez are the only returning forwards from last year, but Johnson is part of a group of interior newcomers also including forwards Glenn Bryant and Mar-shawn Powell.

In Community College:

Johnson played as a sophomore at Indian Hills Community College in Ottumwa, Iowa. He averaged 6.9 points, 6.5 rebounds and 1.9 blocked shots on a team finishing 33-3. He led the team in rebounding and blocked shots, and was third with a .570 field goal percentage (102-179). He signed with Arkansas after also considering Ole Miss and TCU.

In Senior College:

As a freshman, Johnson played at Western Illinois in the Summit League. He played in 23 games with two starts, and averaged 2.6 points and 3.7 rebounds in just more than 13 minutes a game. He shot 51.1 percent from the field (24-47). He was fourth on the team in rebounding despite ranking eighth in minutes played. In conference play, he played 14 minutes a game in 17 appearances with two starts, and averaged 2.5 points and 3.9 rebounds. He shot 52.9 percent from the floor (18-34) and was again fourth in rebounding despite ranking seventh in minutes played.

In High School:

He prepped at Bloom Township High School in Chicago where he was teammates with fellow Razorback Jemal Farmer. As a senior, he averaged 10.0 points, 10.0 rebounds and 1.0 blocked shots for head coach Jasper Williams.

Personal:

Born July 20, 1989, he is the son of Craig and Barbara Johnson. He is majoring in sociology.



NICK MASON

#3

Guard • 5-10 • 160 • Sophomore • SQ • Jonesboro, Ark. (Jonesboro HS)

2009-10 Preview:

He joined the team as a walk-on during pre-season workouts and dressed for the first time against Northwestern State (12/27). That was his only appearance of the season. He missed his only shot attempt and had two turnovers.

In High School:

Mason started one season with Jonesboro High School and earned MVP honors of the Arkansas All-Star game. He helped Jonesboro win the state championship as a junior and averaged just under 13 points and more than five assists as a senior. An all-state and all-conference performer in multiple sports, Mason was a fixture on the Jonesboro football, basketball and track teams. In AAU basketball, Mason played for the Arkansas Kings and was a part of seven state championships.

Personal:

Born Dec. 27, 1989, his parents are Dr. J.W. and Dr. Jennifer Mason. He is majoring in pre-med chemistry.



JULYSSEES NOBLES

#23

Guard • 6-1 • 170 • Freshman • HS • Jackson, Miss. (Callaway HS)

2009-10 Preview:

With Courtney Forston carrying the bulk of the load at point guard last year, Arkansas is looking for someone to provide relief at the position. If Nobles can cut down on the minutes Fortson has to play, it will allow senior Stefan Welsh and junior Marcus Britt to remain at shooting guard and could also allow the Razorbacks to play a three-guard lineup. Nobles' presence gives the Hogs depth, which means Arkansas may be able to press more.

In High School:

Nobles led Callaway High School to the Mississippi Class 4A state championship and the overall state championship. A finalist for the state's Mr. Basketball award, he averaged 20.9 points, 6.3 assists and 5.1 rebounds. Callaway finished 33-6.

Nobles was ranked the No. 46 point guard in the nation by ESPN.

He earned his team's best defense and best offense awards as a senior when he was team captain. He also earned the most assists award three years and was twice his team's MVP for head coach Wayne Brent.

He averaged 11.0 points and 6.0 assists as a sophomore, and 13.0 points and 7.0 assists as a junior.

He signed with the Razorbacks after also receiving offers from Florida State, Baylor, Wichita State, Alabama-Birmingham, Tulane and Georgia State. He was also recruited by Wake Forest and Tulsa, among others.

Personal:

Born July 12, 1990, his parents are Julia Nobles and James Williams. He is majoring in kinesiology.



JEFF PETERSON

Guard • 6-0 • 192 • Junior • TR • Hyattsville, Md. (University of Iowa)

#30

2009-10 Preview:

A starter as a sophomore at Iowa, Peterson transferred to Arkansas this year and must sit out the 2009-10 season. Originally from Springfield, Mo., he has two years of eligibility remaining beginning with the 2010-11 season.

In Senior College:

As a sophomore, he started all 25 games in which he played at Iowa. He missed the final seven games with a hamstring injury. He averaged 10.6 points, 4.2 assists, 2.4 rebounds and 1.2 steals in 2009. He was 24th in the Big Ten in scoring, seventh in assists, seventh in free throw percentage (.825, 80-97), 13th in steals, 10th in assist-to-turnover ratio (1.34) and 11th in minutes played (32.96). His three-point percentage of .397 would have ranked sixth with two more made shots to qualify for the statistic. Overall, he shot 45 percent (81-180), which was the best on the team for players with 100 or more attempts.

He was third on the team in scoring, first in assists and second in steals as Iowa went 15-17 overall and 5-13 in the Big Ten.

In conference play, he was third on the team in scoring (11.6), and first in assists (4.9) and steals (1.2) while adding 2.6 rebounds. He shot 40.4 percent from the field (42-104), which was third on the team, 78.8 percent at the line (41-52), which was also third, and 36.8 percent on threes (14-38), which was second.

He was named to the all-tournament team at the Las Vegas Invitational, led the team in scoring five times, in assists 17 times and in steals 11 times.

He averaged 13.5 points, 5.3 assists, 2.8 rebounds and 1.8 steals in the four full games prior to his injury.

He had highs of 18 points against Kansas State and Northern Iowa, nine assists against Oakland, four steals against Northwestern, and five rebounds against Wisconsin and Indiana.

As a freshman in 2008, he played in 30 games with 11 starts. He averaged 5.2 points, 3.1 assists and 2.0 rebounds. He had highs of 20 points against Northern Colorado, five rebounds three times, nine assists against Michigan and Idaho State, and two steals three times.

In High School:

He prepped at DeMatha High School in the Washington, D.C., area, and earned first-team all-conference and honorable mention all-metro honors as a senior. As a senior, he was team captain and team MVP, and averaged 13.9 points, 7.7 assists, 3.4 rebounds and 1.8 steals. He shot 43 percent on threes and 79 percent at the line in leading DeMatha to a 33-6 record and a third straight Washington, D.C., city championship. DHS was ranked as high as second in the nation before finishing the year No. 16.

As a junior, he averaged 10.1 points on a team going 34-1 and ending the year ranked No. 3 in the country. His team's sixth man as a sophomore, he averaged 7.0 points and 3.0 assists on a 29-2 club with a final national ranking of No. 9.

He had a 3.98 cumulative grade point average in high school and graduated in the top five percent of his class.

Personal:

Born Jan. 27, 1989, his parents are John Peterson and Chequita Hendrick. He is majoring in business. He left the University of Iowa with a 3.3 grade point average in business.



MARSHAWN POWELL

Forward • 6-7 • 220 • Freshman • HS • Crozet, Va. (The Miller School [Charlottesville, Va.])

#33

2009-10 Preview:

The highest rated member of the incoming class, Powell is expected to provide immediate help inside. Michael Washington and Michael Sanchez are the only returning forwards. Powell, rated the No. 16 power forward in the country, is part of a class community college forward Delvon Johnson, and high school forward Glenn Bryant.

In High School:

Powell prepped at The Miller School in Charlottesville, Va. He averaged 22.0 points, 10.0 rebounds and 3.0 blocked shots as a senior on a team finishing 32-4. He had 15 points in a 69-61 victory over Atlantic Shores to win the Virginia Independent Schools Division II title. He had 14 points in a 48-45 win over Blue Ridge for the Division I title.

Scout listed him as the No. 16 power forward and No. 47 overall prospect in the nation. ESPN rated him the No. 25 power forward and No. 73 overall prospect.

He averaged 22.0 points, 12.0 rebounds and 3.0 blocked shots as a junior on a club going 34-3. He earned state player of the year honors in 2007 and 2008 for head coach Fred Wawner.

He signed with the Razorbacks after also considering Pittsburgh, Kansas State, Clemson, Virginia Tech, Virginia, Maryland, Florida State, New Mexico, North Carolina State, LaSalle and Massachusetts.

Personal:

Born Jan. 15, 1990, he is the son of James and Anna Powell. Powell also played one year of lacrosse in high school.



2008/09 REVIEW



A season high 19,604 fans packed Bud Walton Arena to watch the Razorbacks upset No. 4 Oklahoma, 96-88. The victory was the first of two for the Razorbacks against the Big 12 as the Hogs upset No. 7 Texas, 67-61, a week later at the "Basketball Palace of Mid America".

2008/09 Season Review

HOGS HAVE BRIGHT SPOTS DURING REBUILDING SEASON

TWO TOP 10 WINS: Arkansas had wins over two top 10-ranked teams in 2009 - No. 4 Oklahoma and No. 7 Texas. The last time the Hogs had two top 10 victories was during the 2005-06 season with wins over No. 10 Florida (85-81 in overtime) and at No. 10 Tennessee (73-69). The last time the Razorbacks had two wins over top 10 teams at home was 2001-02 with victories over No. 5 Alabama (67-59) and No. 5 Florida (94-92 in overtime).

The last time Arkansas had wins over two non-conference top 10 teams in the same season was 1994 with wins over No. 6 Duke and No. 9 Arizona in the Final Four.

WASHINGTON NAMED ALL-SEC, FORTSON FRESHMAN ALL-AMERICAN: Junior forward Michael Washington was named second-team All-SEC by the league's coaches. He entered the season with career averages of 3.9 points and 3.0 rebounds, and averaged 4.3 points and 3.9 rebounds in just over 13 minutes a game as a sophomore. He had a breakout year with 15.5 points, 9.5 rebounds, a .551 field goal percentage and 1.3 blocked shots.

Point guard Courtney Fortson was named a third-team freshman All-American by *CollegeHoops.net* and to the league's all-freshman team. He was second on the team in scoring (14.8) and rebounding (5.5), and first in assists (5.9), steals (1.1) and minutes played (32.8).

In addition to earning second-team All-SEC honors, Washington was also named to the National Association of Basketball Coaches All-District 21 team and the United States Basketball Writers Association All-District VII team.

CLARKE MAKES MOST THREES SINCE PARGO: Freshman Rotnei Clarke made 83-of-211 three-pointers, 39.3 percent, for the year. Other Razorbacks have had better percentages, but Clarke's total number of threes made is the best for a Hog since Jannero Pargo made 95-of-220 (.432) in 2002.

His team-leading percentage is Arkansas' best since Jonathon Modica led the 2005 club with a .429 (30-70).

FORTSON FOUND HIS TEAMMATES: Freshman point guard Courtney Fortson finished with year with 172 assists for an average of 5.9 per game. His total is the best for a Razorback since Kareem Reid had 183 in 1997 to lead the SEC with 5.72 per game. His average is the best since Reid had 219 and set the school record with 6.64 in 1996.

SECOND-HALF LEADS SLIP AWAY: Arkansas lost second-half leads in six of its last 11 games of the 2008-09 season.

On Feb. 4, the Razorbacks led Tennessee 35-33 at the half and 58-53 with 8:20 remaining before falling 74-72. The Hogs led at Mississippi State 51-36 at the half on Feb. 7 before falling 86-77. At Auburn on Feb. 11, Arkansas led 39-31 at the break and 43-33 with 18:52 left before losing 75-62. On Feb. 18 at home against LSU, the Razorbacks led 28-10 in the first half, 32-26 at the half and 61-52 with 7:49 remaining before falling 72-69. Feb. 21 at South Carolina, Arkansas rallied from an 11-point first-half deficit and led 50-46 with 8:51 to go in an 82-78 loss in overtime. March 4 at home, Arkansas led Ole Miss 44-35 at the half and 84-82 with 52 seconds left before losing 98-91 in overtime.

WASHINGTON LEADS SEC IN REBOUNDING: Junior All-SEC forward Michael Washington led the conference in rebounding with 9.8 per game. He is Arkansas' first individual conference leader since Ronnie Brewer led in steals in 2006 (2.6) and the first rebounding champion since the Razorbacks had a three-year hold on the top spot with Derek Hood in 1997 (8.0), Nick Davis in 1998 (9.8) and Hood again in 1999 (10.3). Washington was also third in field goal percentage (.551) and ninth in scoring (15.5). Arkansas just missed having two other leaders. Freshman Courtney Fortson was second in assists (5.9) and freshman Rotnei Clarke second in three-point percentage (.393).

WELSH, WASHINGTON STEP UP: Juniors Stefan Welsh and Michael Washington averaged 5.3 points and 1.4 rebounds, and 4.3 points and



Courtney Fortson's 172 assists were the most for a Razorback since 1997.

3.9 rebounds, respectively, as sophomores. Washington had 239 points (3.9) and 180 rebounds (3.0) for his career, while Welsh had 297 points (4.2) and 82 rebounds (1.2).

In 2009, Washington averaged 15.5 points (464) and 9.8 rebounds (294); and Welsh averaged 11.5 points (344) and 2.9 rebounds (86) to easily top their career totals.

TOP SCORING FRESHMEN (LAST 21 YEARS, 1989-2009): Following are Arkansas' top scoring freshmen over the last 21 years. Scotty Thurman tops the list with 17.4 points in 1993. 2009 freshmen Courtney Fortson is third and Rotnei Clarke is tied for ninth.

1.	Scotty Thurman, 1993	17.4 ppg
2.	Joe Johnson, 2000	16.0
3.	Courtney Fortson, 2009	14.8
4.	Corliss Williamson, 1993	14.6
5.	Patrick Beverley, 2007	13.9
6.	Todd Day, 1989	13.3
7.	Lee Mayberry, 1989	12.9
	Kareem Reid, 1996	12.9
9.	Ronnie Brewer, 2004	12.2
	Rotnei Clarke, 2009	12.2

TRIPLE-DOUBLE FOR FORTSON JUST 2ND IN HOG HISTORY: In the Dec. 10 win over NCCU, freshman point guard Courtney Fortson recorded just the second triple-double in school history. He had 20 points, 10 rebounds and 11 assists, and added two steals. He was 7-of-13 shooting, including 3-of-5 on threes. Arkansas' only other triple-double occurred on Jan. 19, 1984, when All-American Alvin Robertson had 23 points, 11 rebounds and 10 assists in a 70-66 victory at Texas.

Arkansas' All-Time Triple-Doubles

1/19/1984, Alvin Robertson at Texas (W, 70-66)	23 pts, 11 reb., 10 asts
12/10/2008, Courtney Fortson vs. NC Central (W, 98-70)	20 pts, 10 reb., 11 asts

BUD WALTON ARENA NAMED ONE OF EA SPORTS' 15 TOUGHEST PLACES TO PLAY IN THE NATION: In February, EA Sports announced Arkansas' Bud Walton Arena had been voted one of the 15 toughest places to play in the nation. That information will be used to develop a new feature for *NCAA Basketball 09*. Arkansas was one of 50 schools to choose from, and a fan vote advanced Bud Walton Arena to the finals along with Clemson, Duke, Syracuse, UCLA, North Carolina, Kansas, Florida, Pittsburgh, Illinois, Louisville, Maryland, Tennessee, Texas and Xavier.

2008/09 Final Results

RECORD:	OVERALL	HOME	AWAY	NEUTRAL
ALL GAMES	(14-16)	(12-6)	(1-9)	(1-1)
CONFERENCE	(2-14)	(2-6)	(0-8)	(0-0)
NON-CONFERENCE	(12-2)	(10-0)	(1-1)	(1-1)

DATE	TIME	OPPONENT	SCORE	ATTEND	HIGH POINTS	HIGH REBOUNDS
11-14-08	7:05 p.m.	SOUTHEASTERN LA.	W 91-87 (ot)	13200	(30)Washington, Michael	(14)Washington, Michael
11-20-08	7:05 p.m.	CALIFORNIA-DAVIS	W 68-59	13540	(16)Fortson, Courtney	(12)Sanchez, Michael
11-22-08	7:05 p.m.	at Missouri St.	L 62-57	10285	(19)Clarke, Rotnei	(11)Sanchez, Michael
11-26-08	8 p.m.	at South Alabama	W 79-77	6148	(25)Fortson, Courtney	(13)Washington, Michael
11-29-08	2:05 p.m.	FLORIDA A&M	W 86-61	13720	(20)Washington, Michael	(11)Washington, Michael
12-03-08	7:05 p.m.	TEXAS SOUTHERN	W 80-61	13506	(19)Henry, Jason	(9)Washington, Michael
12-10-08	7:05 p.m.	NC CENTRAL	W 98-70	13735	(20)Washington, Michael	(12)Washington, Michael
					(20)Fortson, Courtney	
12-17-08	7:05 p.m.	% AUSTIN PEAY	W 89-80	13557	(24)Washington, Michael	(14)Washington, Michael
12-20-08	7:05 p.m.	% STEPHEN F. AUSTIN	W 67-51	13872	(17)Washington, Michael	(13)Washington, Michael
12-27-08	5:05 p.m.	NORTHWESTERN ST.	W 95-56	14281	(27)Welsh, Stefan	(10)Sanchez, Michael
12-30-08	7:05 p.m.	OKLAHOMA	W 96-88	19604	(24)Washington, Michael	(11)Washington, Michael
01-03-09	2:05 p.m.	vs North Texas	W 86-75	15687	(34)Washington, Michael	(11)Washington, Michael
01-06-09	8:05 p.m.	TEXAS	W 67-61	19012	(22)Washington, Michael	(10)Fortson, Courtney
01-10-09	7:06 p.m.	*MISSISSIPPI ST.	L 70-56	18884	(18)Washington, Michael	(15)Washington, Michael
01-14-09	7 p.m.	*at Ole Miss	L 75-65	6609	(24)Fortson, Courtney	(8)Henry, Jason
					(8)Washington, Michael	
01-17-19	2 p.m.	*at Florida	L 80-65	12348	(21)Washington, Michael	(8)Washington, Michael
01-24-09	12:05 p.m.	*AUBURN	L 73-51	18246	(14)Welsh, Stefan	(12)Washington, Michael
01-29-09	8:05 p.m.	*ALABAMA	W 89-80	17083	(26)Clarke, Rotnei	(8)Henry, Jason
01-31-09	4 p.m.	*at LSU	L 79-69	12698	(24)Washington, Michael	(7)Fortson, Courtney
02-04-09	7:05 p.m.	*TENNESSEE	L 74-72	16064	(22)Welsh, Stefan	(11)Washington, Michael
02-07-09	2 p.m.	*at Mississippi St.	L 86-77	8891	(19)Fortson, Courtney	(7)Sanchez, Michael
					(7)Washington, Michael	
02-11-09	7 p.m.	*at Auburn	L 75-62	4347	(14)Welsh, Stefan	(9)Washington, Michael
					(14)Clarke, Rotnei	
02-14-09	12:06 p.m.	*KENTUCKY	L 79-63	19041	(14)Welsh, Stefan	(11)Henry, Jason
					(14)Washington, Michael	
02-18-09	7:05 p.m.	*LSU	L 72-69	16079	(17)Clarke, Rotnei	(8)Washington, Michael
					(17)Fortson, Courtney	
02-21-09	7 p.m.	*at South Carolina	L 82-78 (ot)	16507	(27)Henry, Jason	(12)Henry, Jason
02-25-09	7 p.m.	*at Alabama	L 88-67	9161	(21)Fortson, Courtney	(8)Washington, Michael
03-01-09	3 p.m.	*GEORGIA	W 89-67	19724	(19)Clarke, Rotnei	(13)Washington, Michael
03-04-09	7:05 p.m.	*OLE MISS	L 98-91 (ot)	15633	(19)Clarke, Rotnei	(13)Fortson, Courtney
03-08-09	1 p.m.	*at Vanderbilt	L 75-58	14316	(18)Fortson, Courtney	(8)Washington, Michael
03-12-09	9:58 p.m.	&vs Florida	L 73-58	12152	(15)Washington, Michael	(18)Washington, Michael

Home games in **BOLD** || % - Jim Thorpe Classic, Fayetteville, Ark. || * - SEC game || & - SEC Tournament, Tampa, Fla.

ATTENDANCE SUMMARY	GAMES	TOTALS	AVG/GAME
HOME	18	28,8781	16,043
AWAY	10	10,1310	10,131
NEUTRAL	2	27,839	13,920
TOTAL	30	417,930	13,931

Michael Washington led the team in scoring 13 times last year.



2008/09 Final Statistics

Overall Statistics

##	Player	GP-GS	Min-Avg	---TOTAL---		---3-PTS---		FT-FTA	Pct	---REBOUNDS---			PF	FO	A	TO	Blk	Stl	Pts	Avg	
				FG-FGA	Pct	3FG-FGA	Pct			Off	Def	Tot									Avg
00	Washington, Michael	30-30	901-30.0	178-323	.551	5-30	.167	103-171	.602	105	189	294	9.8	92	2	27	62	39	29	464	15.5
04	Fortson, Courtney	29-28	952-32.8	154-363	.424	31-100	.310	91-151	.603	49	110	159	5.5	79	3	172	128	3	33	430	14.8
15	Clarke, Rotnei	30-30	944-31.5	120-294	.408	83-211	.393	43-46	.935	13	43	56	1.9	34	0	32	25	1	27	366	12.2
14	Welsh, Stefan	30-24	886-29.5	118-327	.361	51-166	.307	57-90	.633	18	68	86	2.9	75	1	64	66	2	31	344	11.5
01	Henry, Jason	23-2	423-18.4	70-165	.424	17-60	.283	26-45	.578	40	62	102	4.4	32	1	14	35	3	23	183	8.0
31	Sanchez, Michael	30-28	699-23.3	56-125	.448	0-1	.000	65-90	.722	48	100	148	4.9	85	1	20	40	6	18	177	5.9
10	Monk, Marcus	8-0	129-16.1	13-28	.464	0-0	.000	10-12	.833	8	17	25	3.1	12	0	4	5	4	8	36	4.5
05	McDonald, Montrell	4-0	77-19.3	7-16	.438	0-0	.000	4-11	.364	5	16	21	5.3	7	0	2	8	2	2	18	4.5
12	Britt, Marcus	30-8	566-18.9	40-85	.471	15-30	.500	17-20	.850	13	40	53	1.8	39	1	36	14	5	32	112	3.7
44	Clark, Andre	24-0	222-9.3	22-49	.449	0-2	.000	15-25	.600	17	25	42	1.8	25	1	6	16	9	5	59	2.5
11	Moore, Brandon	25-0	227-9.1	19-41	.463	0-6	.000	10-16	.625	14	26	40	1.6	30	0	12	14	12	18	48	1.9
25	Cox, Stephen	18-0	39-2.2	0-2	.000	0-0	.000	1-2	.500	1	6	7	0.4	4	0	1	1	0	1	1	0.1
02	Mason, Nick	1-0	3-3.0	0-1	.000	0-0	.000	0-0	.000	0	0	0	0.0	0	0	2	0	0	0	0	0.0
21	Noland, John Paul	5-0	7-1.4	0-2	.000	0-2	.000	0-0	.000	0	1	1	0.2	1	0	0	1	0	0	0	0.0
TEAM										50	45	95	3.2	6		2					
Total		30		797-1821	.438	202-608	.332	442-679	.651	381	748	1129	37.6	521	10	390	419	86	227	2238	74.6
Opponents		30		796-1791	.444	244-661	.369	377-568	.664	337	742	1079	36.0	575	-	479	455	150	187	2213	73.8

SCORE BY PERIODS	1st	2nd	OT	Total	DEADBALL REBOUNDS	OFF	DEF	TOTAL
Arkansas	1,094	1,111	33	2,238	Arkansas	107	19	126
Opponents	1,019	1,154	40	2,213	Opponents	83	30	113

SEC Games Only

##	Player	GP-GS	Min-Avg	---TOTAL---		---3-PTS---		FT-FTA	Pct	---REBOUNDS---			PF	FO	A	TO	Blk	Stl	Pts	Avg	
				FG-FGA	Pct	3FG-FGA	Pct			Off	Def	Tot									Avg
04	Fortson, Courtney	15-15	501-33.4	86-208	.413	17-61	.279	36-55	.655	26	55	81	5.4	38	2	77	68	2	21	225	15.0
00	Washington, Michael	16-16	482-30.1	87-170	.512	3-19	.158	41-70	.586	55	87	142	8.9	54	1	14	40	24	19	218	13.6
15	Clarke, Rotnei	16-16	513-32.1	67-161	.416	46-121	.380	17-19	.895	5	27	32	2.0	17	0	18	14	1	16	197	12.3
14	Welsh, Stefan	16-13	500-31.3	56-177	.316	25-95	.263	20-33	.606	5	30	35	2.2	41	1	32	37	0	17	157	9.8
01	Henry, Jason	16-2	321-20.1	53-121	.438	11-41	.268	17-31	.548	34	48	82	5.1	23	1	12	22	2	18	134	8.4
10	Monk, Marcus	3-0	60-20.0	9-17	.529	0-0	.000	2-4	.500	5	5	10	3.3	4	0	1	1	2	2	20	6.7
31	Sanchez, Michael	16-14	352-22.0	24-58	.414	0-1	.000	33-47	.702	23	36	59	3.7	45	0	5	21	1	9	81	5.1
12	Britt, Marcus	16-4	285-17.8	18-41	.439	6-13	.462	8-9	.889	8	18	26	1.6	24	1	18	6	1	12	50	3.1
44	Clark, Andre	14-0	122-8.7	9-29	.310	0-2	.000	8-11	.727	8	11	19	1.4	13	1	4	7	6	5	26	1.9
11	Moore, Brandon	11-0	97-8.8	6-12	.500	0-2	.000	1-2	.500	7	9	16	1.5	15	0	5	4	4	6	13	1.2
21	Noland, John Paul	3-0	2-0.7	0-1	.000	0-1	.000	0-0	.000	0	0	0	0.0	0	0	0	0	0	0	0	0.0
25	Cox, Stephen	10-0	15-1.5	0-1	.000	0-0	.000	0-0	.000	0	3	3	0.3	3	0	0	0	0	0	0	0.0
TM TEAM										27	25	52	3.3	2		1					0
Total		16		415-996	.417	108-356	.303	183-281	.651	203	354	557	34.8	279	7	186	221	43	125	1121	70.1
Opponents		16		445-943	.472	139-339	.410	223-324	.688	193	416	609	38.1	268	4	255	241	88	102	1252	78.2

SCORE BY PERIODS	1st	2nd	OT	Total	DEADBALL REBOUNDS	OFF	DEF	TOTAL
Arkansas	541	561	19	1,121	Arkansas	41	7	48
Opponents	564	658	30	1,252	Opponents	46	18	64

Overall Team Statistics

Team Statistics	AR	OPP	Team Statistics	AR	OPP
SCORING	2,238	2,213	TURNOVERS	419	455
Points per game	74.6	73.8	Turnovers per game	14.0	15.2
Scoring margin	+0.8	-	Turnover margin	+1.2	-
FIELD GOALS-ATT	797-1821	796-1791	Assist/turnover ratio	0.9	1.1
Field goal pct	.438	.444	STEALS	227	187
3 POINT FG-ATT	202-608	244-661	Steals per game	7.6	6.2
3-point FG pct	.332	.369	BLOCKS	86	150
3-pt FG made per game	6.7	8.1	Blocks per game	2.9	5.0
FREE THROWS-ATT	442-679	377-568	WINNING STREAK	0	-
Free throw pct	.651	.664	Home win streak	0	-
F-Throws made per game	14.7	12.6	ATTENDANCE	288,781	129,149
REBOUNDS	1,129	1,079	Home games-Avg/Game	18-16,043	10-10,131
Rebounds per game	37.6	36.0	Neutral site-Avg/Game	-	2-13,920
Rebounding margin	+1.7	-	SCORE BY PERIODS:	1st	2nd
ASSISTS	390	479	Arkansas	1,094	1,111
Assists per game	13.0	16.0	Opponents	1,019	1,154
				40	2,213

SEC Team Statistics

Team Statistics	AR	OPP	Team Statistics	AR	OPP
SCORING	1121	1252	TURNOVERS	221	241
Points per game	70.1	78.2	Turnovers per game	13.8	15.1
Scoring margin	-8.2	-	Turnover margin	+1.3	-
FIELD GOALS-ATT	415-996	445-943	Assist/turnover ratio	0.8	1.1
Field goal pct	.417	.472	STEALS	125	102
3 POINT FG-ATT	108-356	139-339	Steals per game	7.8	6.4
3-point FG pct	.303	.410	BLOCKS	43	88
3-pt FG made per game	6.8	8.7	Blocks per game	2.7	5.5
FREE THROWS-ATT	183-281	223-324	WINNING STREAK	0	-
Free throw pct	.651	.688	Home win streak	0	-
F-Throws made per game	11.4	13.9	ATTENDANCE	14,0754	84,877
REBOUNDS	557	609	Home games-Avg/Game	8-17594	8-10610
Rebounds per game	34.8	38.1	Neutral site-Avg/Game	-	0-0
Rebounding margin	-3.2	-	SCORE BY PERIODS:	1st	2nd
ASSISTS	186	255	Arkansas	541	561
Assists per game	11.6	15.9	Opponents	564	658
				30	1,252

2008/09 Game-by-Game Points - Rebounds - Assists



Marcus Britt started the final four games of the season.



Stephen Cox saw action in 18 games.

Opponent	00 Washington	01 Henry	04 Fortson	05 McDonald	10 Monk	11 Moore	12 Britt	14 Welsh	15 Clarke	21 Noland	25 Cox	31 Sanchez	44 Clark
SE LOUISIANA	+30-14-0	0-0-0	+18-5-7	7-8-1	DNP	0-0-0	5-1-0	+9-2-2	+17-2-1	DNP	0-0-0	+5-12-1	0-0-0
CALIFORNIA-DAVIS	+11-6-0	2-4-1	+16-3-2	3-7-0	DNP	0-1-0	1-2-0	+14-3-4	+9-2-1	DNP	0-1-0	+12-12-0	DNP
at Missouri St.	+8-8-2	DNP	+10-6-4	4-4-0	DNP	0-0-0	0-1-2	+8-0-1	+19-4-0	DNP	DNP	+8-11-1	DNP
at South Alabama	+8-13-2	DNP	+25-4-5	4-2-1	DNP	0-0-0	0-0-0	+24-9-4	+12-1-3	DNP	DNP	+4-2-1	2-4-0
FLORIDA A&M	+20-11-2	DNP	+13-5-5	DNP	DNP	9-1-0	9-6-2	+8-8-4	+12-2-1	DNP	0-1-0	+8-6-0	7-5-0
TEXAS SOUTHERN	+7-9-1	19-7-1	+6-5-11	DNP	DNP	3-1-1	3-2-0	+7-5-4	+16-0-0	DNP	1-0-0	+10-4-2	8-5-0
NC CENTRAL	+20-12-1	12-4-0	+20-10-11	DNP	DNP	4-6-2	8-2-1	+3-3-3	+15-2-1	DNP	0-0-0	+14-8-4	2-1-0
%AUSTIN PEAY	+24-14-0	4-1-0	+20-7-7	DNP	DNP	2-1-2	+7-2-1	12-4-1	+14-0-1	DNP	DNP	+4-1-1	2-0-0
%STEPHEN F. AUSTIN	+17-13-0	12-3-0	+13-5-7	DNP	0-2-0	3-4-2	+2-0-1	12-1-2	+5-2-1	DNP	0-0-0	+3-6-0	0-1-0
NORTHWESTERN ST.	+6-3-1	DNP	18-2-9	DNP	2-0-0	8-7-0	+15-3-4	+27-5-0	+7-1-1	0-1-0	0-2-1	+2-10-3	10-5-2
OKLAHOMA	+24-11-1	DNP	+12-8-10	DNP	12-6-0	2-2-0	0-2-1	+19-5-2	+15-2-1	DNP	DNP	+12-6-1	DNP
=vs North Texas	+34-11-1	DNP	+12-5-9	DNP	2-3-2	2-1-0	2-2-1	+19-3-2	+11-4-2	DNP	DNP	+4-3-0	0-0-0
TEXAS	+22-9-1	0-1-0	+13-10-5	DNP	0-4-1	2-0-0	0-2-2	+20-2-2	+6-0-0	DNP	DNP	+4-4-1	DNP
*MISSISSIPPI ST.	+18-15-0	2-4-0	+5-3-4	DNP	6-3-0	0-0-0	0-0-0	+8-4-3	+14-3-0	DNP	DNP	+3-2-0	0-0-0
*at Ole Miss	+7-8-1	19-8-1	+24-4-2	DNP	4-2-0	0-0-0	4-2-1	+7-3-0	+0-2-3	DNP	DNP	+0-1-0	0-0-0
*at Florida	+21-8-1	5-4-2	+10-3-4	DNP	10-5-1	0-1-0	9-2-3	+5-2-2	+0-1-1	DNP	DNP	+5-0-0	DNP
*AUBURN	+8-12-1	0-0-1	+12-9-4	DNP	DNP	DNP	2-0-1	+14-4-0	+5-4-2	0-0-0	0-1-0	+8-2-1	2-6-0
*ALABAMA	+17-5-2	7-8-1	+8-3-9	DNP	DNP	DNP	8-4-0	+8-4-4	+26-2-2	DNP	0-0-0	+13-5-0	2-0-0
*at LSU	+24-5-0	10-6-0	+17-7-9	DNP	DNP	0-2-0	2-1-0	+4-3-3	+12-4-0	DNP	DNP	+0-1-0	0-1-0
*TENNESSEE	+18-11-0	+11-7-2	+19-3-6	DNP	DNP	DNP	0-2-0	+22-2-3	+0-2-0	DNP	DNP	2-2-0	DNP
*at Mississippi St.	+14-7-0	+10-5-0	+19-2-7	DNP	DNP	1-1-0	0-1-0	+14-2-1	+12-1-1	DNP	DNP	4-7-0	3-2-1
*at Auburn	+6-9-0	2-3-0	+11-7-5	DNP	DNP	4-5-2	0-1-0	+14-1-2	+14-1-0	0-0-0	0-1-0	+9-6-0	2-0-1
*KENTUCKY	+14-8-1	12-11-1	DNP	DNP	DNP	0-0-1	+0-3-1	+14-0-4	+12-2-2	DNP	0-0-0	+8-3-0	3-1-0
*LSU	+10-8-0	10-4-0	+17-7-4	DNP	DNP	0-3-1	3-1-1	+3-2-0	+17-1-0	DNP	0-0-0	+5-4-1	4-1-0
*at South Carolina	+10-11-3	27-12-1	+12-8-3	DNP	DNP	DNP	6-3-1	+7-1-2	+14-2-0	DNP	0-0-0	+2-2-0	0-1-1
*at Alabama	+12-8-3	2-0-0	+21-3-3	DNP	DNP	4-3-1	2-3-3	+2-1-1	+16-2-2	0-0-0	0-1-0	+4-4-0	4-0-0
*GEORGIA	+17-13-0	14-6-2	+14-4-8	DNP	DNP	4-1-0	+3-2-1	14-2-4	+19-2-2	DNP	0-0-0	+4-6-1	0-0-1
*OLE MISS	+16-6-2	1-0-1	+18-13-5	DNP	DNP	DNP	+8-1-5	14-3-3	+19-0-2	DNP	0-0-0	+11-7-1	4-4-0
*at Vanderbilt	+6-8-0	2-4-0	+18-5-4	DNP	DNP	0-0-0	+3-0-1	7-1-0	+17-3-1	DNP	0-0-0	+3-7-1	2-3-0
&vs Florida	+15-18-1	DNP	+9-3-3	DNP	DNP	0-0-0	+10-2-3	5-1-1	+11-2-1	0-0-0	0-0-0	+6-4-0	2-2-0

Home games in **BOLD** || + - Game started || % - Jim Thorpe Classic, Fayetteville, Ark. || = - Alltel Arena, North Little Rock, Ark.
 * - Southeastern Conference game || & - SEC Tournament, Tampa, Fla.

2008/09 Game-by-Game Statistics

Opponent	-- TOTAL --		-- 3-PTRS --		-----REBOUNDS-----			PF	A	TO	Blk	St	Score		
	FG-FGA	Pct	3FG-FGA	Pct	FT-FTA	Pct	Off							Def	Tot
SE La.	34-69	.493	6-14	.429	13-26	.500	9	36	45	28	16	14	11	4	87
Arkansas	30-70	.429	7-17	.412	24-42	.571	15	34	49	21	12	13	4	6	91 W (ot)
UC Davis	18-55	.327	9-30	.300	14-16	.875	4	25	29	23	14	15	1	3	59
Arkansas	24-56	.429	1-13	.077	19-30	.633	11	33	44	14	8	13	2	7	68 W
Arkansas	19-44	.432	4-12	.333	15-24	.625	8	28	36	19	10	17	4	6	57 L
Missouri St.	22-54	.407	9-26	.346	9-16	.563	9	20	29	22	16	10	6	8	62
Arkansas	28-57	.491	12-22	.545	11-18	.611	14	22	36	19	16	12	2	5	79 W
South Alabama	26-55	.473	8-19	.421	17-25	.680	11	20	31	14	18	11	6	6	77
Florida A&M	24-69	.348	8-35	.229	5-9	.556	9	21	30	25	15	12	3	7	61
Arkansas	26-54	.481	6-16	.375	28-41	.683	12	39	51	14	14	15	2	7	86 W
Texas Southern	23-47	.489	4-15	.267	11-18	.611	2	28	30	21	14	18	6	3	61
Arkansas	27-63	.429	10-26	.385	16-29	.552	13	26	39	18	20	10	3	7	80 W
NC Central	28-70	.400	13-28	.464	1-4	.250	10	17	27	17	22	25	2	13	70
Arkansas	37-70	.529	6-20	.300	18-23	.783	18	32	50	12	23	26	2	8	98 W
%Austin Peay	25-53	.472	8-18	.444	22-28	.786	8	13	21	26	16	9	1	6	80
Arkansas	28-52	.538	8-23	.348	25-29	.862	12	22	34	23	13	11	3	5	89 W
%Stephen F. Austin	21-51	.412	6-22	.273	3-7	.429	7	18	25	19	9	15	3	6	51
Arkansas	25-54	.463	7-14	.500	10-19	.526	16	24	40	10	13	15	3	7	67 W
NW La. St.	22-62	.355	5-20	.250	7-17	.412	14	33	47	27	17	29	8	6	56
Arkansas	32-71	.451	11-24	.458	20-36	.556	15	29	44	17	21	13	7	10	95 W
Oklahoma	32-73	.438	13-33	.394	11-22	.500	17	16	33	31	18	12	4	4	88
Arkansas	30-58	.517	6-13	.462	30-43	.698	15	30	45	25	16	12	3	7	96 W
-North Texas	26-60	.433	9-25	.360	14-23	.609	13	22	35	22	17	18	4	4	75
Arkansas	28-55	.509	5-14	.357	25-34	.735	8	26	34	18	17	13	4	11	86 W
Texas	24-69	.348	1-14	.071	12-16	.750	19	31	50	21	15	15	4	4	61
Arkansas	24-62	.387	5-18	.278	14-21	.667	11	26	37	17	12	12	4	10	67 W
*Miss. St.	25-56	.446	11-27	.407	9-15	.600	9	29	38	17	13	13	5	4	70
Arkansas	23-64	.359	3-22	.136	7-15	.457	17	25	42	13	7	14	1	5	56 L
*Arkansas	23-53	.434	3-15	.200	16-24	.667	12	22	34	21	8	14	5	10	65 L
Ole Miss	24-56	.429	7-17	.412	19-23	.826	13	23	36	19	20	15	2	7	74
*Arkansas	26-53	.491	2-14	.143	11-16	.688	9	24	33	15	14	19	2	8	65 L
Florida	29-65	.446	11-30	.367	11-18	.611	16	23	39	17	16	14	2	5	80
*Auburn	28-61	.459	10-25	.400	7-12	.583	9	34	43	17	19	9	5	5	73
Arkansas	19-63	.302	5-24	.208	8-16	.500	14	27	41	11	10	10	4	6	51 L
*Alabama	34-70	.486	4-18	.222	8-10	.800	11	21	32	23	16	11	4	6	80
Arkansas	26-53	.491	9-21	.429	28-35	.800	8	25	33	11	18	12	3	6	89 W
*Arkansas	28-65	.431	5-16	.313	8-11	.727	10	22	32	22	12	14	1	9	69 L
LSU	24-62	.387	8-16	.500	23-27	.852	18	27	45	16	12	17	8	9	79
*Tennessee	27-56	.482	7-24	.292	13-18	.722	8	22	30	15	15	15	1	5	74
Arkansas	28-61	.459	7-24	.292	9-17	.529	12	20	32	13	11	12	4	9	72 L
*Arkansas	27-60	.450	12-25	.480	11-18	.611	10	21	31	20	10	12	2	5	77 L
Miss. St.	28-55	.509	16-29	.552	14-19	.737	9	26	35	15	15	12	11	4	86
*Arkansas	24-63	.381	8-27	.296	6-11	.545	13	24	37	18	10	16	2	9	62 L
Auburn	28-64	.438	7-24	.292	12-20	.600	15	28	43	11	18	14	4	9	75
*Kentucky	28-54	.519	11-22	.500	12-20	.600	10	25	35	20	15	16	8	8	79
Arkansas	23-55	.418	4-22	.182	13-22	.591	11	19	30	16	10	13	1	9	63 L
*LSU	28-64	.438	4-16	.250	12-24	.500	20	21	41	17	15	15	9	8	72
Arkansas	25-60	.417	6-18	.333	13-19	.684	12	22	34	20	7	16	3	8	69 L
*Arkansas	31-68	.456	7-17	.412	9-16	.563	21	25	46	24	11	25	5	6	78 L (ot)
South Carolina	26-61	.426	10-25	.400	20-26	.769	10	19	29	16	12	17	8	11	82
*Arkansas	27-64	.422	7-28	.250	6-9	.667	12	14	26	18	13	14	2	6	67 L
Alabama	32-54	.593	9-14	.643	15-24	.643	14	27	41	12	16	19	3	8	88
*Georgia	28-55	.509	9-21	.429	2-5	.400	4	23	27	15	17	21	7	4	67
Arkansas	37-76	.487	8-24	.333	7-9	.778	16	23	39	13	19	11	2	15	89 W
*Ole Miss	32-61	.525	10-20	.500	24-33	.727	13	33	46	19	19	14	3	6	98
Arkansas	28-69	.406	14-38	.368	21-29	.724	13	23	36	22	19	10	6	5	91 L
*Arkansas	20-68	.294	8-21	.381	10-14	.714	13	18	31	22	7	9	0	9	58 L
Vanderbilt	24-50	.480	5-11	.455	22-30	.733	14	35	49	19	17	19	8	3	75
&Arkansas	24-59	.407	6-20	.300	4-9	.444	10	23	33	15	9	16	0	6	58 L
Florida	26-61	.426	6-23	.261	15-17	.882	12	26	38	11	17	11	3	11	73

% - Jim Thorpe Classic, Fayetteville, Ark. | | - North Little Rock, Ark. | | * - Southeastern Conference games | | & - SEC Tournament, Tampa, Fla.

ARKANSAS AVERAGES

Games played:	30	Rebounds/game:	37.6
Points/game:	74.6	Assists/game:	13.0
FG Pct:	43.8	Turnovers/game:	14.0
3FG Pct:	33.2	Assist/turnover ratio:	0.93
FT Pct:	65.1	Steals/game:	7.6
Blocks/game:	2.9		

OPPONENT AVERAGES

Games played:	30	Rebounds/game:	36.0
Points/game:	73.8	Assists/game:	16.0
FG Pct:	44.4	Turnovers/game:	15.2
3FG Pct:	36.9	Assist/turnover ratio:	1.05
FT Pct:	66.4	Steals/game:	6.2
Blocks/game:	5.0		

2008/09 Superlatives

Arkansas Game Highs

POINTS	98	NORTH CAROLINA CENTRAL (12-10-08)
FIELD GOALS MADE	37	GEORGIA (03-01-09)
	37	NORTH CAROLINA CENTRAL (12-10-08)
FIELD GOAL ATTEMPTS	76	GEORGIA (03-01-09)
FIELD GOAL PERCENTAGE	.538 (28-52)	AUSTIN PEAY (12-17-08)
3 PT FIELD GOALS MADE	14	OLE MISS (03-04-09)
3 PT FG ATTEMPTS	38	OLE MISS (03-04-09)
3 PT FG PERCENTAGE	.545 (12-22)	at South Alabama (11-26-08)
FREE THROWS MADE	30	OKLAHOMA (12-30-08)
FREE THROW ATTEMPTS	43	OKLAHOMA (12-30-08)
FREE THROW PERCENTAGE	.862 (25-29)	AUSTIN PEAY (12-17-08)
REBOUNDS	51	FLORIDA A&M (11-29-08)
ASSISTS	23	NORTH CAROLINA CENTRAL (12-10-08)
STEALS	15	GEORGIA (03-01-09)
BLOCKED SHOTS	7	NORTHWESTERN ST. (12-27-08)
TURNOVERS	26	NORTH CAROLINA CENTRAL (12-10-08)
FOULS	25	OKLAHOMA (12-30-08)

Opponent Game Highs

POINTS	98	OLE MISS (03-04-09)
FIELD GOALS MADE	34	ALABAMA (01-29-09)
	34	SOUTHEASTERN LOUISIANA (11-14-08)
FIELD GOAL ATTEMPTS	73	OKLAHOMA (12-30-08)
FIELD GOAL PERCENTAGE	.593 (32-54)	at Alabama (02-25-09)
3 PT FIELD GOALS MADE	16	at Mississippi St. (02-07-09)
3 PT FG ATTEMPTS	35	FLORIDA A&M (11-29-08)
3 PT FG PERCENTAGE	.643 (9-14)	at Alabama (02-25-09)
FREE THROWS MADE	24	OLE MISS (03-04-09)
FREE THROW ATTEMPTS	33	OLE MISS (03-04-09)
FREE THROW PERCENTAGE	.882 (15-17)	vs Florida (03-12-09)
REBOUNDS	50	TEXAS (01-06-09)
ASSISTS	22	NORTH CAROLINA CENTRAL (12-10-08)
STEALS	13	NORTH CAROLINA CENTRAL (12-10-08)
BLOCKED SHOTS	11	at Mississippi St. (02-07-09)
	11	SOUTHEASTERN LOUISIANA (11-14-08)
TURNOVERS	29	NORTHWESTERN ST. (12-27-08)
FOULS	31	OKLAHOMA (12-30-08)

Arkansas Game Lows

POINTS	51	AUBURN (01-24-09)
FIELD GOALS MADE	19	at Missouri St. (11-22-08)
	19	AUBURN (01-24-09)
FIELD GOAL ATTEMPTS	44	at Missouri St. (11-22-08)
FIELD GOAL PERCENTAGE	.294 (20-68)	at Vanderbilt (03-08-09)
3 PT FIELD GOALS MADE	1	CALIFORNIA-DAVIS (11-20-08)
3 PT FG ATTEMPTS	12	at Missouri St. (11-22-08)
3 PT FG PERCENTAGE	.077 (1-13)	CALIFORNIA-DAVIS (11-20-08)
FREE THROWS MADE	4	vs Florida (03-12-09)
FREE THROW ATTEMPTS	9	at Alabama (02-25-09)
	9	GEORGIA (03-01-09)
	9	vs Florida (03-12-09)
	9	vs Florida (03-12-09)
FREE THROW PERCENTAGE	.444 (4-9)	vs Florida (03-12-09)
REBOUNDS	26	at Alabama (02-25-09)
ASSISTS	7	MISSISSIPPI ST. (01-10-09)
	7	LSU (02-18-09)
	7	at Vanderbilt (03-08-09)
STEALS	5	at South Alabama (11-26-08)
	5	AUSTIN PEAY (12-17-08)
	5	MISSISSIPPI ST. (01-10-09)
	5	at Mississippi St. (02-07-09)
	5	OLE MISS (03-04-09)
BLOCKED SHOTS	0	at Vanderbilt (03-08-09)
	0	vs Florida (03-12-09)
TURNOVERS	9	at Vanderbilt (03-08-09)
FOULS	10	STEPHEN F. AUSTIN (12-20-08)

Opponent Game Lows

POINTS	51	STEPHEN F. AUSTIN (12-20-08)
FIELD GOALS MADE	18	CALIFORNIA-DAVIS (11-20-08)
FIELD GOAL ATTEMPTS	47	TEXAS SOUTHERN (12-03-08)
FIELD GOAL PERCENTAGE	.327 (18-55)	CALIFORNIA-DAVIS (11-20-08)
3 PT FIELD GOALS MADE	1	TEXAS (01-06-09)
3 PT FG ATTEMPTS	11	at Vanderbilt (03-08-09)
3 PT FG PERCENTAGE	.071 (1-14)	TEXAS (01-06-09)
FREE THROWS MADE	1	NORTH CAROLINA CENTRAL (12-10-08)
FREE THROW ATTEMPTS	4	NORTH CAROLINA CENTRAL (12-10-08)
FREE THROW PERCENTAGE	.250 (1-4)	NORTH CAROLINA CENTRAL (12-10-08)
REBOUNDS	21	AUSTIN PEAY (12-17-08)
ASSISTS	9	STEPHEN F. AUSTIN (12-20-08)
STEALS	3	CALIFORNIA-DAVIS (11-20-08)
	3	TEXAS SOUTHERN (12-03-08)
	3	at Vanderbilt (03-08-09)
BLOCKED SHOTS	1	CALIFORNIA-DAVIS (11-20-08)
	1	AUSTIN PEAY (12-17-08)
	1	TENNESSEE (02-04-09)
TURNOVERS	9	AUSTIN PEAY (12-17-08)
	9	AUBURN (01-24-09)
FOULS	11	at Auburn (02-11-09)
	11	vs Florida (03-12-09)

Arkansas Individual Game Highs

POINTS	34	Washington, Michael vs North Texas (01-03-09)
	30	Washington, Michael vs SE Louisiana (11-14-08)
Field Goals Made	12	Washington, Michael vs North Texas (01-03-09)
Field Goal Att.	27	Fortson, Courtney at Vanderbilt (03-08-09)
FG Pct (min 5 made)	.833 (10-12)	Washington, Michael vs Oklahoma (12-30-08)
	.833 (5-6)	Fortson, Courtney at South Carolina (02-21-09)
	.833 (5-6)	Britt, Marcus vs Northwestern St. (12-27-08)
3-Point FG Made	6	Clarke, Rotnei vs Alabama (01-29-09)
	6	Welsh, Stefan vs Northwestern St. (12-27-08)
3-Point FG Att.	14	Welsh, Stefan vs Ole Miss (03-04-09)
3-Pt FG Pct (min 2 made)	1.000 (4-4)	Fortson, Courtney at South Alabama (11-26-08)
	1.000 (3-3)	Britt, Marcus vs Northwestern St. (12-27-08)
Free Throws Made	10	Washington, Michael vs North Texas (01-03-09)
	10	Washington, Michael vs Florida A&M (11-29-08)
Free Throw Att.	16	Washington, Michael vs Florida A&M (11-29-08)
	16	Washington, Michael vs SE Louisiana (11-14-08)
FT Pct (min 3 made)	1.000 (6-6)	Britt, Marcus vs Alabama (01-29-09)
	1.000 (6-6)	Monk, Marcus vs Oklahoma (12-30-08)
	1.000 (5-5)	Sanchez, Michael vs Ole Miss (03-04-09)
	1.000 (5-5)	Clarke, Rotnei vs California-Davis (11-20-08)
	1.000 (4-4)	Sanchez, Michael at Alabama (02-25-09)
	1.000 (4-4)	Washington, Michael vs Austin Peay (12-17-08)
	1.000 (4-4)	Sanchez, Michael vs Austin Peay (12-17-08)
	1.000 (4-4)	Henry, Jason vs N. Carolina Central (12-10-08)
	1.000 (4-4)	Clarke, Rotnei vs Texas Southern (12-03-08)
	1.000 (4-4)	Clarke, Rotnei at Missouri St. (11-22-08)
	1.000 (4-4)	Sanchez, Michael at Missouri St. (11-22-08)
	1.000 (3-3)	Clarke, Rotnei at Vanderbilt (03-08-09)
	1.000 (3-3)	Clarke, Rotnei vs North Texas (01-03-09)
Rebounds	18	Washington, Michael vs Florida (03-12-09)
Assists	11	Fortson, Courtney vs N. C. Central (12-10-08)
	11	Fortson, Courtney vs Texas Southern (12-03-08)
Steals	5	Welsh, Stefan vs Georgia (03-01-09)
	5	Henry, Jason vs Kentucky (02-14-09)
Blocked Shots	3	Washington, Michael vs Ole Miss (03-04-09)
	3	Washington, Michael at S. Carolina (02-21-09)
	3	Washington, Michael vs Tennessee (02-04-09)
	3	Washington, Michael at Ole Miss (01-14-09)
	3	Moore, Brandon vs Northwestern St. (12-27-08)
Turnovers	10	Fortson, Courtney at South Carolina (02-21-09)
Fouls	5	Washington, Michael at Vanderbilt (03-08-09)
	5	Clark, Andre at Vanderbilt (03-08-09)
	5	Fortson, Courtney vs Ole Miss (03-04-09)
	5	Welsh, Stefan at South Carolina (02-21-09)
	5	Britt, Marcus vs Kentucky (02-14-09)
	5	Fortson, Courtney at Auburn (02-11-09)
	5	Henry, Jason at LSU (01-31-09)
	5	Washington, Michael vs Austin Peay (12-17-08)
	5	Fortson, Courtney vs Texas Southern (12-03-08)
	5	Sanchez, Michael vs SE Louisiana (11-14-08)



Michael Washington posted two 30-plus point games in 2008-09 and had two 15-plus rebound games to lead the Razorbacks.

2008/09 Box Scores

Arkansas 91, Southeastern La. 87 (OT)
Bud Walton Arena • Nov. 14, 2008
Fayetteville, Ark. • Att.: 13,200

Missouri St. 62, Arkansas 57
JQH Arena • Nov. 22, 2008
Springfield, Mo. • Att.: 10,285

Arkansas 79, South Alabama 77
Mitchell Center • Nov. 26, 2008
Mobile, Ala. • Att.: 6,148

Southeastern Louisiana 0-1

##	Player	tot-fg		3-pt		rebounds		ft-fa	of	de	tot	pf	tp	a	to	blk	s	min
		fg-fga	fg-fga	ft-fa	of	de												
02	Span, Warren*	9-13	0-0	2-7	1	6	7	3	20	2	3	1	0	40				
03	Green, Keyyn*	8-14	4-6	1-4	1	5	6	3	21	0	2	0	0	31				
04	Sullivan, Patrick*	6-13	0-0	0-1	2	9	11	4	12	1	4	6	0	31				
01	Cyprian, Chris*	2-5	0-0	0-1	2	3	5	4	3	2	0	1	12					
05	Fortenberry, Br.*	2-7	0-3	3-5	0	1	3	7	3	0	0	0	26					
11	Tibbs, Robert	4-6	0-0	3-5	2	4	6	2	11	1	0	1	1	32				
20	Patterson, D.	0-4	0-0	4-4	0	5	5	1	4	5	3	1	1	19				
21	Ndomba, David	0-0	0-0	0-0	1	1	2	1	0	0	0	1	0	6				
22	Dunbar, Jeremy	3-5	2-3	0-0	0	0	0	4	8	0	0	1	0	21				
32	Pope, Antonio	0-2	0-0	0-0	0	1	2	0	1	2	0	0	1	7				
	TEAM																	
	Totals	34-69	6-14	13-26	9	36	45	28	87	16	14	11	4	225				

TOTAL FG%	1st Half: 15-32 46.9%	2nd Half: 16-30 53.3%	Game: 49.3%	DEADBALL
3-Pt. FG%	1st Half: 2-6 33.3%	2nd Half: 2-3 66.7%	Game: 42.9%	REBOUNDS
F Throw %	1st Half: 6-9 66.7%	2nd Half: 5-11 45.5%	Game: 50.0%	4

Arkansas 1-0

##	Player	tot-fg		3-pt		rebounds		ft-fa	of	de	tot	pf	tp	a	to	blk	s	min
		fg-fga	fg-fga	ft-fa	of	de												
31	Sanchez, Michael*	2-6	0-0	1-2	3	9	12	5	5	1	1	1	1	25				
00	Washington, Michael*	10-16	1-2	9-16	4	10	14	4	30	0	0	1	0	41				
04	Fortson, Courtney*	6-15	0-2	6-13	2	3	5	2	18	7	6	0	1	37				
14	Welsh, Stefan*	2-9	0-3	5-6	1	1	2	4	9	2	2	1	0	25				
15	Clarke, Rotnei*	6-11	5-8	0-0	1	2	2	17	1	1	0	0	39					
01	Henry, Jason	0-1	0-1	0-0	0	0	0	0	0	0	1	0	0	10				
05	McDonald, Montrell	3-8	0-0	1-3	2	6	8	3	7	1	1	1	2	27				
11	Moore, Brandon	0-0	0-0	0-0	0	0	0	0	0	0	1	0	0	+				
12	Britt, Marcus	1-3	1-1	2-2	0	1	1	1	5	0	0	0	2	17				
25	Cox, Stephen	0-0	0-0	0-0	0	0	0	0	0	0	0	0	0	+				
44	Clark, Andre	0-1	0-0	0-0	0	0	0	0	0	0	0	0	0	4				
	TEAM																	
	Totals	30-70	7-17	24-42	15	34	49	21	91	12	13	4	6	225				

TOTAL FG%	1st Half: 12-25 48.0%	2nd Half: 16-39 41.0%	Game: 42.9%	DEADBALL
3-Pt. FG%	1st Half: 4-8 50.0%	2nd Half: 3-9 33.3%	Game: 41.2%	REBOUNDS
F Throw %	1st Half: 8-17 47.1%	2nd Half: 6-9 66.7%	Game: 57.1%	7,1

Technical fouls: Southeastern Louisiana-None. Arkansas-None.

Score by Periods	1st	2nd	OT	Total
Southeastern La.	38	39	10	87
Arkansas	36	41	14	91

Arkansas 68, California-Davis 59
Bud Walton Arena • Nov. 20, 2008
Fayetteville, Ark. • Att.: 13,540

California-Davis 1-3

##	Player	tot-fg		3-pt		rebounds		ft-fa	of	de	tot	pf	tp	a	to	blk	s	min	
		fg-fga	fg-fga	ft-fa	of	de													
20	Brucculeri, Kyle*	3-8	3-7	0-0	0	2	2	5	9	2	2	1	0	26					
41	Calegari, Dominic*	3-9	1-3	0-1	0	5	5	3	7	1	4	0	1	30					
02	Oliver, Vince*	2-9	2-5	2-2	1	6	7	3	8	1	2	0	0	36					
11	Payne, Mark*	3-6	0-1	5-6	1	5	6	2	11	9	1	0	1	38					
22	Harden, Joe*	5-12	1-4	5-5	1	6	7	3	16	0	3	0	0	38					
01	Lowenthal, Todd	0-1	0-0	0-0	0	0	0	0	0	0	1	0	0	0	3				
04	Clark, Nathan	0-0	0-0	0-0	0	1	1	1	0	0	1	0	0	2					
05	Silva, Ryan	1-5	1-5	0-0	0	0	0	2	3	0	2	0	1	14					
10	Malik, Adam	1-5	1-5	0-0	0	0	0	3	3	0	0	0	0	8					
14	Oestreicher, Derek	0-0	0-0	2-2	1	0	1	1	2	0	0	0	0	5					
	TEAM																		
	Totals	18-55	9-30	14-16	4	25	29	23	59	14	15	1	3	200					

TOTAL FG%	1st Half: 9-27 33.3%	2nd Half: 9-28 32.1%	Game: 32.7%	DEADBALL
3-Pt. FG%	1st Half: 4-14 28.6%	2nd Half: 5-16 31.3%	Game: 30.0%	REBOUNDS
F Throw %	1st Half: 5-6 83.3%	2nd Half: 9-10 90.0%	Game: 87.5%	1,2

Arkansas 2-0

##	Player	tot-fg		3-pt		rebounds		ft-fa	of	de	tot	pf	tp	a	to	blk	s	min
		fg-fga	fg-fga	ft-fa	of	de												
00	Washington, Michael*	3-7	0-1	5-8	1	5	6	2	11	0	1	1	2	37				
31	Sanchez, Michael*	5-8	0-0	2-3	2	10	12	2	12	0	0	1	0	30				
04	Fortson, Courtney*	6-11	1-4	3-6	1	2	3	2	16	2	3	0	0	28				
14	Welsh, Stefan*	6-12	0-4	2-4	2	1	3	3	14	4	4	0	1	30				
15	Clarke, Rotnei*	2-8	0-3	5-5	0	2	2	0	9	1	0	0	1	30				
01	Henry, Jason	1-5	0-1	0-0	2	2	4	1	2	1	1	0	2	13				
05	McDonald, Montrell	1-4	0-0	1-2	1	6	7	1	3	0	3	0	0	17				
11	Moore, Brandon	0-0	0-0	0-0	0	1	1	0	0	0	0	0	0	2				
12	Britt, Marcus	0-1	0-0	1-2	0	2	2	1	0	1	0	1	1	13				
25	Cox, Stephen	0-0	0-0	0-0	0	1	1	0	0	0	0	0	0	+				
	TEAM																	
	Totals	24-56	1-13	19-30	11	33	44	14	68	8	13	2	7	200				

TOTAL FG%	1st Half: 16-33 48.5%	2nd Half: 8-23 34.8%	Game: 42.9%	DEADBALL
3-Pt. FG%	1st Half: 1-6 16.7%	2nd Half: 0-7 0.0%	Game: 7.7%	REBOUNDS
F Throw %	1st Half: 3-5 60.0%	2nd Half: 16-25 64.0%	Game: 63.3%	5,1

Technical fouls: California-Davis-None. Arkansas-TEAM.

Score by Periods	1st	2nd	Total
California-Davis	27	32	59
Arkansas	36	32	68

Arkansas 2-1

##	Player	tot-fg		3-pt		rebounds		ft-fa	of	de	tot	pf	tp	a	to	blk	s	min
		fg-fga	fg-fga	ft-fa	of	de												
14	Welsh, Stefan*	1-3	1-2	5-7	0	0	0	4	8	1	2	0	1	21				
31	Sanchez, Michael*	2-4	0-0	4-4	2	9	11	3	8	1	4	1	0	39				
00	Washington, Michael*	3-9	0-0	2-6	1	7	8	2	8	2	1	2	1	33				
04	Fortson, Courtney*	5-8	0-0	0-1	0	6	6	3	10	4	4	0	1	31				
15	Clarke, Rotnei*	6-16	3-9	4-4	1	3	4	2	19	0	2	0	3	34				
05	McDonald, Montrell	2-3	0-0	0-2	2	2	4	2	4	0	3	1	0	20				
11	Moore, Brandon	0-0	0-0	0-0	0	0	0	0	0	0	0	0	0	1				
12	Britt, Marcus	0-1	0-1	0-0	0	1	1	2	0	2	1	0	0	21				
	TEAM																	
	Totals	19-44	4-12	15-24	8	28	36	19	57	10	17	4	6	200				

TOTAL FG%	1st Half: 6-20 30.0%	2nd Half: 13-24 54.2%	Game: 43.2%	DEADBALL
3-Pt. FG%	1st Half: 2-6 33.3%	2nd Half: 2-6 33.3%	Game: 33.3%	REBOUNDS
F Throw %	1st Half: 6-9 66.7%	2nd Half: 9-15 60.0%	Game: 62.5%	6

Missouri State 2-1

##	Player	tot-fg		3-pt		rebounds		ft-fa	of	de	tot	pf	tp	a	to	blk	s	min
		fg-fga	fg-fga	ft-fa	of	de												
3	Cooks, Chris*	6-10	2-3	1-3	1	4	5	3	15	3	2	1	0	29				
34	Weems, Kyle*	5-12	5-10	1-3	3	3	6	2	16	0	0	4	3	37				
15	Knapp, Wade*	3-4	0-0	1-2	0	1	1	4	7	1	2	1	1	16				
10	Laurie, Spencer*	2-9	1-6	1-2	0	3	3	3	6	4	2	0	4	38				
23	McFarland, Cardell*	3-9	0-3	0-0	0	2	2	2	6	3	1	0	0	29				
30	Jehle, Ryan	1-5	1-4	5-6	2	7	9	3	8	5	3	0	0	27				
31	Hayward-Mayhew, John D.	0-0	0-0	0-0	0	1	1	2	0	0	0	0	0	11				
50	Rhino, Isaiah	2-3	0-0	0-0	0	0	0	0	3	4	0	0	0	13				
	TEAM																	
	Totals	22-54	9-26	9-16	9	20	29	22	62	16	10	6	8	200				

Arkansas 80, Texas Southern 61
Bud Walton Arena • Dec. 3, 2008
Fayetteville, Ark. • Att.: 13,506

Texas Southern 0-7

#	Player	tot-fg		3-pt		rebounds		pf	tp	a	blk	s	min	
		fg-fga	fg-fga	ft-fa	ft-fa	of	de							tot
20	Boyles, Ricky*	1-3	0-0	0-2	1	5	6	4	2	0	0	1	0	15
55	Drewry, Michael*	4-6	0-0	2-2	0	3	3	10	0	2	1	1	1	27
01	Hall, DeAndre*	7-10	1-3	4-8	0	5	5	2	19	3	5	1	0	32
03	Miller, Matthew*	4-12	0-5	0-0	0	1	1	2	8	7	5	0	0	36
31	Norwood, Scottie*	3-8	3-7	0-0	0	2	2	0	9	1	0	0	1	29
00	Henderson, Damian	1-1	0-0	0-0	0	3	3	1	2	0	1	1	0	14
12	Ford, Hamid	0-3	0-0	0-0	0	1	1	0	0	0	0	1	0	10
15	Jones, Jacques	2-3	0-0	2-2	0	1	1	6	1	1	0	0	0	9
23	Burrell, David	0-0	0-0	1-1	0	0	0	2	0	1	2	0	1	10
32	Jones, Deante	1-1	0-0	3-3	1	6	7	3	5	1	1	0	0	18
TEAM						1		2						
Totals		23-47	4-15	11-18	2	28	30	21	61	14	18	6	3	200

TOTAL FG%	1st Half: 10-21 47.6%	2nd Half: 13-26 50.0%	Game: 48.9%	DEADB
3-Pt. FG%	1st Half: 0-5 0.0%	2nd Half: 4-10 40.0%	Game: 26.7%	REBOUNDS
F Throw %	1st Half: 5-8 62.5%	2nd Half: 6-10 60.0%	Game: 61.1%	2

Arkansas 5-1

#	Player	tot-fg		3-pt		rebounds		pf	tp	a	blk	s	min	
		fg-fga	fg-fga	ft-fa	ft-fa	of	de							tot
00	Washington, Michael*	2-8	0-2	3-4	2	7	9	2	7	1	1	0	0	21
31	Sanchez, Michael*	4-5	0-0	2-4	0	4	4	2	10	2	0	0	2	29
04	Fortson, Courtney*	2-8	1-3	1-2	2	3	5	6	11	1	1	1	1	28
14	Welsh, Stefan*	3-10	1-5	0-2	3	2	5	3	7	4	3	0	3	30
15	Clarke, Rotnei*	4-9	4-9	4-4	0	0	0	1	16	0	1	0	0	27
01	Henry, Jason	7-11	3-5	2-5	2	5	7	2	19	1	2	1	0	20
11	Moore, Brandon	0-2	0-1	3-4	0	1	0	3	1	0	0	0	0	8
12	Britt, Marcus	1-4	1-1	0-0	0	2	2	0	3	0	0	0	1	17
25	Cox, Stephen	0-0	0-0	1-2	0	0	0	0	1	0	0	0	0	3
44	Clark, Andre	4-6	0-0	0-2	4	1	5	3	8	0	2	1	0	17
TEAM						1		1						
Totals		27-63	10-26	16-29	13	26	39	18	80	20	10	3	7	200

TOTAL FG%	1st Half: 15-32 46.9%	2nd Half: 12-31 38.7%	Game: 42.9%	DEADB
3-Pt. FG%	1st Half: 5-12 41.7%	2nd Half: 5-14 35.7%	Game: 38.5%	REBOUNDS
F Throw %	1st Half: 8-16 50.0%	2nd Half: 8-13 61.5%	Game: 55.2%	8,1

Technical fouls: Texas Southern-TEAM 2. Arkansas-None.

Score by Periods	1st	2nd	Total
Texas Southern	25	36	61
Arkansas	43	37	80

Arkansas 98, North Carolina Central 70
Bud Walton Arena • Dec. 10, 2008
Fayetteville, Ark. • Att.: 13,735

North Carolina Central 0-10

#	Player	tot-fg		3-pt		rebounds		pf	tp	a	blk	s	min	
		fg-fga	fg-fga	ft-fa	ft-fa	of	de							tot
00	Worthy, Joshua*	1-4	0-0	0-2	2	4	6	2	1	4	0	0	0	33
30	Worah-Ozimo, Stevy*	4-4	0-0	1-2	1	3	4	4	9	0	3	2	3	31
05	Branch, Philip*	4-11	4-10	0-0	1	0	1	12	6	1	0	0	0	19
10	Briscoe, Jamar*	9-19	6-10	0-0	0	2	4	24	3	6	0	2	3	27
24	Davis, Vincent*	7-22	3-6	0-0	0	1	1	17	1	3	0	4	3	37
01	Glasker, Michael*	0-3	0-2	0-0	1	2	3	0	7	2	0	0	3	20
03	Walters, J'Mell	0-1	0-0	0-0	0	2	2	0	0	3	0	0	0	9
34	McDonald, Raphael	3-6	0-0	0-0	1	0	1	2	6	1	2	0	1	14
TEAM						4		3		7				
Totals		28-70	13-28	1-4	10	17	27	17	70	22	25	2	13	200

TOTAL FG%	1st Half: 14-35 40.0%	2nd Half: 14-35 40.0%	Game: 40.0%	DEADB
3-Pt. FG%	1st Half: 5-11 45.5%	2nd Half: 8-17 47.1%	Game: 46.4%	REBOUNDS
F Throw %	1st Half: 0-0 0.0%	2nd Half: 1-4 25.0%	Game: 25.0%	3,1

Arkansas 6-1

#	Player	tot-fg		3-pt		rebounds		pf	tp	a	blk	s	min	
		fg-fga	fg-fga	ft-fa	ft-fa	of	de							tot
00	Washington, Michael*	9-11	0-0	2-2	4	8	12	1	20	1	3	1	0	26
31	Sanchez, Michael*	3-6	0-0	8-8	5	3	8	2	14	4	3	0	1	24
04	Fortson, Courtney*	7-13	3-5	3-6	4	6	10	20	11	4	0	2	31	
14	Welsh, Stefan*	1-5	0-3	1-2	0	3	3	0	3	2	0	1	22	
15	Clarke, Rotnei*	6-9	3-5	0-0	1	1	2	15	1	1	0	0	27	
01	Henry, Jason	4-13	0-5	4-4	4	4	2	12	0	6	0	2	20	
11	Moore, Brandon	2-6	0-1	0-0	3	3	6	2	4	2	3	0	1	17
12	Britt, Marcus	4-5	0-1	0-0	0	2	2	0	8	1	0	1	1	20
25	Cox, Stephen	0-1	0-0	0-0	0	0	0	0	0	0	1	0	0	5
44	Clark, Andre	1-1	0-0	0-0	0	1	1	2	2	0	3	0	0	8
TEAM						1		2						
Totals		37-70	6-20	18-23	18	32	50	12	98	23	26	2	8	200

TOTAL FG%	1st Half: 18-35 51.4%	2nd Half: 19-35 54.3%	Game: 52.9%	DEADB
3-Pt. FG%	1st Half: 4-13 30.8%	2nd Half: 2-7 28.6%	Game: 30.0%	REBOUNDS
F Throw %	1st Half: 13-16 81.3%	2nd Half: 5-7 71.4%	Game: 78.3%	2

Technical fouls: North Carolina Central-None. Arkansas-None.

Score by Periods	1st	2nd	Total
North Carolina Central	33	37	70
Arkansas	53	45	98

Arkansas 89, Austin Peay 80
Bud Walton Arena • Dec. 17, 2008
Jim Thorpe Classic
Fayetteville, Ark. • Att.: 13,557

Austin Peay 5-4

#	Player	tot-fg		3-pt		rebounds		pf	tp	a	blk	s	min	
		fg-fga	fg-fga	ft-fa	ft-fa	of	de							tot
02	Reed, Drake*	10-15	0-1	4-5	1	3	4	4	24	4	0	0	1	39
10	Fields, Ernest*	1-5	0-0	5-8	2	1	3	5	7	1	0	0	1	28
03	Brown, Caleb*	1-5	0-1	1-1	0	1	1	3	3	4	1	0	1	20
22	Channels, Wes*	3-10	3-6	8-9	1	4	5	5	17	1	5	0	0	36
24	Duncan, Kyle*	4-8	2-6	1-1	0	1	1	2	11	3	0	0	1	30
04	Williams, Marcel	2-2	0-0	3-4	1	0	1	4	7	0	1	1	0	9
05	Caldwell, Tyrone	1-2	1-1	0-0	0	0	0	2	3	1	1	0	0	12
25	Campbell, Anthony	2-5	2-3	0-0	1	1	2	1	6	2	1	0	0	22
42	Roberson, Duran	1-1	0-0	0-0	1	0	1	0	2	0	0	0	0	4
TEAM						2		3						
Totals		25-53	8-18	22-28	8	13	21	26	80	16	9	1	6	200

TOTAL FG%	1st Half: 14-27 51.9%	2nd Half: 11-26 42.3%	Game: 47.2%	DEADB
3-Pt. FG%	1st Half: 3-9 33.3%	2nd Half: 5-9 55.6%	Game: 44.4%	REBOUNDS
F Throw %	1st Half: 10-12 83.3%	2nd Half: 12-16 75.0%	Game: 78.6%	3,2

Arkansas 7-1

#	Player	tot-fg		3-pt		rebounds		pf	tp	a	blk	s	min	
		fg-fga	fg-fga	ft-fa	ft-fa	of	de							tot
00	Washington, Michael*	10-15	0-1	4-4	5	9	14	5	24	0	1	2	1	28
31	Sanchez, Michael*	0-0	0-0	4-4	1	0	1	4	4	1	0	0	0	13
04	Fortson, Courtney*	6-10	1-3	7-9	3	4	7	4	20	7	4	0	0	36
12	Britt, Marcus*	2-4	1-2	2-2	0	2	2	0	7	1	0	0	0	20
15	Clarke, Rotnei*	5-10	4-9	0-0	0	0	0	0	14	1	1	0	0	31
01	Henry, Jason	1-4	1-3	1-2	0	1	1	2	4	0	2	0	1	15
11	Moore, Brandon	1-1	0-0	0-0	1	0	1	3	2	2	1	1	3	25
14	Welsh, Stefan	2-7	1-5	7-8	0	4	4	2	12	1	2	0	0	20
44	Clark, Andre	1-1	0-0	0-0	0	0	0	2	2	0	0	0	0	12
TEAM						2		4		1				
Totals		28-52	8-23	25-29	12	22	34	23	89	13	11	3	5	200

TOTAL FG%	1st Half: 17-28 60.7%	2nd Half: 11-24 45.8%	Game: 53.8%	DEADB
3-Pt. FG%	1st Half: 5-11 45.5%	2nd Half: 3-12 25.0%	Game: 34.8%	REBOUNDS
F Throw %	1st Half: 11-13 84.6%	2nd Half: 14-16 87.5%	Game: 86.2%	1,1

Technical fouls: Austin Peay-None. Arkansas-TEAM.

Score by Periods	1st	2nd	Total
Austin Peay	41	39	80
Arkansas	50	39	89

Arkansas 67, Stephen F. Austin 51
Bud Walton Arena • Dec. 20, 2008
Jim Thorpe Classic
Fayetteville, Ark. • Att.: 13,872

Stephen F. Austin 7-3

#	Player	tot-fg		3-pt		rebounds		pf	tp	a	blk	s	min	
		fg-fga	fg-fga	ft-fa	ft-fa	of	de							tot
00	Alexander, Josh*	7-15	2-8	1-1	2	4	6	1	17	1	3	0	2	35
12	Shaw, Nick*	3-6	2-3	0-0	1	1	2	3	8	0	4	0	1	27
44	Kingsley, Matt*	4-6	0-0	0-0	0	6	6	4	8	0	5	1	0	32
02	Adams, Girod*	1-3	0-2	0-0	0	1	1	2	2	1				

Arkansas 96, No. 4 Oklahoma 88
Bud Walton Arena • Dec. 30, 2008
Fayetteville, Ark. • Att.: 19,604

Oklahoma 12-1

##	Player	tot-fg		3-pt		ft-fa		rebounds			tot	pf	tp	a	to	blk	s	min
		fg	fga	fg	fga	ft	fta	of	de	tot								
8-15	Griffin, Blake*	0-0	0-0	5-8	6	7	13	5	21	4	4	3	1	34				
23	Griffin, Taylor*	4-8	0-0	1-6	3	2	5	5	9	2	0	1	0	34				
05	Crocker, Tony*	6-13	0-0	0-1	2	4	18	1	2	0	2	26						
13	Warren, William*	12-22	7-11	4-7	2	2	4	5	35	4	3	0	1	37				
20	Johnson, Austin*	1-8	0-5	0-0	0	0	3	2	5	1	0	0	34					
01	Wright, Ryan	1-2	0-0	1-1	2	1	3	3	3	0	1	0	0	12				
11	Leary, Omar	0-0	0-0	0-0	0	0	0	0	0	0	0	0	5					
34	Devis, Cade	0-5	0-4	0-0	0	2	5	0	2	0	0	0	18					
41	Willis, Ray	0-0	0-0	0-0	0	0	0	0	0	0	0	0	0+					
TEAM																		
Totals		32-73	13-33	11-22	17	16	33	31	88	18	12	4	4	200				

TOTAL FG%	1st Half: 15-37 40.5%	2nd Half: 17-36 47.2%	Game: 43.8%	DEADBALL
3-Pt. FG%	1st Half: 5-16 31.3%	2nd Half: 8-17 47.1%	Game: 39.4%	REBOUNDS
F Throw %	1st Half: 3-8 37.5%	2nd Half: 8-14 57.1%	Game: 50.0%	4

Arkansas 10-1

##	Player	tot-fg		3-pt		ft-fa		rebounds			tot	pf	tp	a	to	blk	s	min
		fg	fga	fg	fga	ft	fta	of	de	tot								
00	Washington, Michael*	10-12	0-0	4-7	3	8	11	4	24	1	0	0	0	26				
31	Sanchez, Michael*	5-9	0-0	2-5	2	4	6	4	12	1	1	0	1	24				
04	Fortson, Courtney*	3-14	0-4	6-8	2	6	8	4	12	10	5	0	2	39				
14	Welsh, Stefan*	6-12	3-5	4-8	1	4	5	4	19	2	2	0	1	27				
15	Clarke, Rotnei*	3-4	3-4	6-7	1	1	2	1	15	1	0	0	0	33				
10	Monk, Marcus	3-7	0-0	6-6	2	4	6	3	12	0	3	0	1	20				
11	Moore, Brandon	0-0	0-0	2-2	2	2	3	2	0	1	2	0	9					
12	Britt, Marcus	0-0	0-0	0-1	1	2	2	0	1	0	1	0	2	22				
TEAM																		
Totals		30-58	6-13	30-43	15	30	45	25	96	16	12	3	7	200				

TOTAL FG%	1st Half: 19-30 63.3%	2nd Half: 11-28 39.3%	Game: 51.7%	DEADBALL
3-Pt. FG%	1st Half: 5-9 55.6%	2nd Half: 1-4 25.0%	Game: 46.2%	REBOUNDS
F Throw %	1st Half: 10-15 66.7%	2nd Half: 20-28 71.4%	Game: 69.8%	10,1

Technical fouls: Oklahoma-Crocker, Tony; TEAM. Arkansas-None.

Score by Periods	1st	2nd	Total
Oklahoma	38	50	88
Arkansas	53	43	96



Courtney Fortson had 12 points, eight rebounds and 10 assists in the win over No. 4 Oklahoma.

Arkansas 86, North Texas 75
Alltel Arena • Jan. 3, 2009
North Little Rock, Ark. • Att.: 15,687

North Texas 8-6

##	Player	tot-fg		3-pt		ft-fa		rebounds			tot	pf	tp	a	to	blk	s	min
		fg	fga	fg	fga	ft	fta	of	de	tot								
21	Stewart, Harold*	0-2	0-0	1-2	1	1	2	5	1	0	1	0	1	12				
25	Tramie, Eric*	5-7	0-1	3-6	3	6	9	3	13	2	1	0	0	23				
01	Johnson, Dominique*	4-14	3-7	4-4	1	2	3	3	15	7	4	0	2	37				
10	White, Josh*	5-15	3-9	1-2	0	2	2	1	14	2	3	0	1	36				
14	Thompson, Tristan*	1-4	0-1	0-2	0	1	1	1	2	2	1	0	0	21				
04	Odufuwa, George	4-5	0-0	2-4	4	7	11	4	8	3	1	2	0	27				
05	McCoy, Adam	3-5	3-4	2-2	0	0	0	0	13	0	2	0	0	14				
20	Mangrum, Collin	2-6	0-3	1-1	1	1	2	4	5	1	1	0	12					
24	Hogans, Kedrick	2-6	0-0	0-0	1	0	1	1	4	0	2	1	0	15				
34	Howerton, Justin	0-0	0-0	0-0	0	0	0	0	0	0	1	0	0	3				
TEAM																		
Totals		26-60	9-25	14-23	13	22	35	22	75	17	18	4	4	200				

TOTAL FG%	1st Half: 15-27 55.6%	2nd Half: 11-33 33.3%	Game: 43.3%	DEADBALL
3-Pt. FG%	1st Half: 7-12 58.3%	2nd Half: 2-13 15.4%	Game: 36.0%	REBOUNDS
F Throw %	1st Half: 5-6 83.3%	2nd Half: 9-17 52.9%	Game: 60.9%	4,2

Arkansas 11-1

##	Player	tot-fg		3-pt		ft-fa		rebounds			tot	pf	tp	a	to	blk	s	min
		fg	fga	fg	fga	ft	fta	of	de	tot								
00	Washington, Michael*	12-15	0-1	10-12	5	6	11	3	34	1	3	0	1	34				
31	Sanchez, Michael*	2-3	0-0	0-0	0	3	3	1	4	0	1	1	1	21				
04	Fortson, Courtney*	5-12	0-0	2-8	1	4	5	3	12	9	5	0	0	37				
14	Welsh, Stefan*	5-13	3-7	6-7	1	2	3	4	19	2	1	1	1	33				
15	Clarke, Rotnei*	3-9	2-6	3-3	1	3	4	2	11	2	1	0	2	31				
10	Monk, Marcus	0-0	0-0	2-2	0	3	3	2	2	0	0	2	16					
11	Moore, Brandon	1-2	0-0	0-0	1	1	1	1	2	0	1	0	7					
12	Britt, Marcus	0-1	0-0	2-2	0	2	2	0	2	1	0	1	4	18				
44	Clark, Andre	0-0	0-0	0-0	0	0	0	0	1	0	0	0	0	3				
TEAM																		
Totals		28-55	5-14	25-34	8	26	34	18	86	17	13	4	11	200				

TOTAL FG%	1st Half: 12-25 48.0%	2nd Half: 16-30 53.3%	Game: 50.9%	DEADBALL
3-Pt. FG%	1st Half: 7-12 58.3%	2nd Half: 3-7 42.9%	Game: 35.7%	REBOUNDS
F Throw %	1st Half: 14-18 77.8%	2nd Half: 11-16 68.8%	Game: 73.5%	4

Technical fouls: North Texas-None. Arkansas-TEAM.

Score by Periods	1st	2nd	Total
North Texas	42	33	75
Arkansas	40	46	86

Arkansas 67, No. 7 Texas 61
Bud Walton Arena • Jan. 6, 2009
Fayetteville, Ark. • Att.: 19,012

Texas 11-3

##	Player	tot-fg		3-pt		ft-fa		rebounds			tot	pf	tp	a	to	blk	s	min
		fg	fga	fg	fga	ft	fta	of	de	tot								
05	James, Damion*	8-15	0-3	1-1	2	6	8	4	17	1	2	0	1	37				
34	Pittman, Dexter*	3-7	0-0	4-5	7	9	4	10	1	2	3	1	20					
03	Abrams, A.J.*	3-16	1-8	0-0	0	5	5	0	7	1	1	0	1	40				
24	Mason, Justin*	5-13	0-1	0-0	3	6	3	6	10	7	2	0	0	37				
50	Ward, Varez*	0-4	0-2	2-4	1	3	3	1	2	1	2	0	0	19				
01	Johnson, Gary	5-13	0-0	5-6	5	7	12	2	15	0	5	0	1	30				
04	Balbay, Dogus	0-1	0-0	0-0	0	1	1	3	0	4	1	0	13					
21	Hill, Matt	0-0	0-0	0-0	0	0	0	0	0	0	0	1	2					
53	Chapman, Clint	0-0	0-0	0-0	0	1	1	3	0	0	0	0	0	2				
TEAM																		
Totals		24-69	1-14	12-16	19	31	50	21	61	15	15	4	4	200				

TOTAL FG%	1st Half: 11-35 31.4%	2nd Half: 13-34 38.2%	Game: 34.8%	DEADBALL
3-Pt. FG%	1st Half: 0-9 0.0%	2nd Half: 1-5 20.0%	Game: 7.1%	REBOUNDS
F Throw %	1st Half: 9-13 69.2%	2nd Half: 3-3 100%	Game: 75.0%	1,1

Arkansas 12-1

##	Player	tot-fg		3-pt		ft-fa		rebounds			tot	pf	tp	a	to	blk	s	min
		fg	fga	fg	fga	ft	fta	of	de	tot								
00	Washington, Michael*	8-13	1-1	5-9	2	7	9	2	22	1	1	2	0	28				
31	Sanchez, Michael*	1-4	0-0	2-2	1	3	4	4	4	1	1	1	1	27				
04	Fortson, Courtney*	3-10	0-2	7-10	4	6	10	4	13	5	6	0	1	30				
14	Welsh, Stefan*	9-21	2-7	0-0	2	2	2	1	20	2	0	0	0	38				
15	Clarke, Rotnei*	2-6																

Florida 80, Arkansas 65
O'Connell Center • Jan. 17, 2009
Gainesville, Fla. • Att.: 12,348

Arkansas 12-4, 0-3

##	Player	tot-fg		3-pt	rebounds		tot				pf				a	to	blk	s	min
		fg	fga	fg	fga	ft	fta	of	de	tot	tp	tp	tp	tp					
31	Sanchez, Michael*	2-2	0-0	1-1	0	0	0	4	5	0	1	0	1	17					
00	Washington, Michael*	8-11	0-0	5-6	2	6	8	4	21	1	3	1	26						
04	Fortson, Courtney*	5-11	0-4	0-2	0	3	3	2	10	4	8	0	30						
14	Welsh, Stefan*	2-7	1-3	0-0	1	1	2	1	5	2	4	0	22						
15	Clarke, Rotnei*	0-5	0-4	0-0	0	1	1	0	0	1	2	0	22						
01	Henry, Jason	2-5	0-2	1-1	0	4	1	5	2	0	0	1	23						
10	Monk, Marcus	4-8	0-0	2-2	2	3	5	2	10	1	1	0	28						
11	Moore, Brandon	0-0	0-0	0-0	0	1	1	1	0	0	0	1	2	9					
12	Britt, Marcus	3-4	1-1	2-2	0	2	2	0	9	3	0	0	23						
TEAM																			
Totals		26-53	2-14	11-16	9	24	33	15	65	14	19	2	8	200					

TOTAL FG%	1st Half: 12-24 50.0%	2nd Half: 14-29 48.3%	Game: 49.1%	DEADBALL
3-Pt. FG%	1st Half: 1-7 14.3%	2nd Half: 1-7 14.3%	Game: 14.3%	REBOUNDS
F Throw %	1st Half: 9-11 81.8%	2nd Half: 2-5 40.0%	Game: 68.8%	0

Florida 16-2, 3-0

##	Player	tot-fg		3-pt	rebounds		tot				pf				a	to	blk	s	min
		fg	fga	fg	fga	ft	fta	of	de	tot	tp	tp	tp	tp					
21	Warner, Dan*	2-5	1-3	0-0	3	2	5	4	5	2	2	0	0	16					
25	Parsons, Chandler*	3-9	0-4	4-7	2	2	4	1	10	1	0	1	32						
23	Tyus, Alex*	4-9	0-0	3-5	4	2	6	4	11	0	3	0	19						
15	Hodge, Walter*	1-6	1-5	0-0	0	3	3	4	3	3	1	0	1	30					
33	Calathes, Nick*	11-18	6-10	0-1	2	8	10	1	28	7	4	0	1	37					
03	Shipman, Ray	0-2	0-0	0-0	2	0	2	0	0	0	1	0	11						
11	Walker, Erving	5-10	3-8	0-0	0	0	0	1	13	1	0	0	28						
24	Chaney, Allan	0-1	0-0	0-0	1	1	2	0	0	1	0	0	4						
30	Kadji, Kenny	3-5	0-0	4-5	2	4	0	10	2	2	1	0	23						
TEAM																			
Totals		29-65	11-30	11-18	16	23	39	17	80	16	14	2	5	200					

TOTAL FG%	1st Half: 13-36 36.1%	2nd Half: 16-29 55.2%	Game: 44.6%	DEADBALL
3-Pt. FG%	1st Half: 3-7 17.6%	2nd Half: 8-13 61.5%	Game: 36.7%	REBOUNDS
F Throw %	1st Half: 8-12 66.7%	2nd Half: 3-6 50.0%	Game: 61.1%	3

Technical fouls: Arkansas-None. Florida-None.

Score by Periods	1st	2nd	Total
Arkansas	34	31	65
Florida	37	43	80

Auburn 73, Arkansas 51
Bud Walton Arena • Jan. 24, 2009
Fayetteville, Ark. • Att.: 18,246

Auburn 12-7, 2-3

##	Player	tot-fg		3-pt	rebounds		tot				pf				a	to	blk	s	min
		fg	fga	fg	fga	ft	fta	of	de	tot	tp	tp	tp	tp					
01	Barber, Korvotney*	6-14	0-0	3-7	5	13	18	3	15	2	3	3	0	34					
12	Reed, DeWayne*	5-14	2-7	4-5	0	6	6	2	16	6	2	1	2	37					
21	Barrett, Rasheem*	3-5	0-0	0-0	0	1	1	3	6	0	0	0	19						
23	Robertson, Quantez*	2-2	2-2	0-0	0	4	4	0	6	4	1	0	0	24					
24	Waller, Tay*	5-12	4-10	0-0	0	3	3	2	14	1	0	1	33						
04	Hargrove, Lucas	4-8	2-4	0-0	1	2	3	3	10	1	1	1	21						
10	Williams, Larry	0-1	0-1	0-0	0	0	0	0	0	0	0	0	0	1					
20	Sullivan, Frankie	2-3	0-1	0-0	0	1	1	1	4	4	0	0	15						
30	Knox, Brendon	1-1	0-0	0-0	2	2	0	2	1	0	0	0	4						
34	Lett, Johnnie	0-1	0-0	0-0	0	0	0	3	0	0	2	0	1	12					
TEAM																			
Totals		28-61	10-25	7-12	9	34	43	17	73	19	9	5	5	200					

TOTAL FG%	1st Half: 13-32 40.6%	2nd Half: 15-29 51.7%	Game: 45.9%	DEADBALL
3-Pt. FG%	1st Half: 8-15 53.3%	2nd Half: 2-10 20.0%	Game: 40.0%	REBOUNDS
F Throw %	1st Half: 4-6 66.7%	2nd Half: 3-6 50.0%	Game: 58.3%	1

Arkansas 12-5, 0-4

##	Player	tot-fg		3-pt	rebounds		tot				pf				a	to	blk	s	min
		fg	fga	fg	fga	ft	fta	of	de	tot	tp	tp	tp	tp					
00	Washington, Michael*	3-10	0-1	2-5	4	8	12	3	8	1	0	2	0	28					
31	Sanchez, Michael*	2-5	0-0	4-6	1	1	2	3	8	1	1	0	1	27					
04	Fortson, Courtney*	5-17	4-4	2-3	4	5	9	2	12	4	6	0	1	34					
14	Welsh, Stefan*	5-14	4-12	0-0	1	3	4	1	14	0	1	0	1	36					
15	Clarke, Rotnei*	2-8	1-5	0-0	1	3	4	1	5	2	0	0	26						
01	Henry, Jason	0-1	0-0	0-2	0	0	0	0	0	1	1	0	2	6					
12	Britt, Marcus	1-4	0-2	0-0	0	0	0	0	2	1	0	0	21						
21	Noland, John Paul	0-0	0-0	0-0	0	0	0	0	0	0	0	0	1						
25	Cox, Stephen	0-0	0-0	0-0	1	1	1	0	0	0	0	0	5						
44	Clark, Andre	1-4	0-0	0-0	2	4	6	0	2	0	0	1	2	16					
TEAM																			
Totals		19-63	5-24	8-16	14	27	41	11	51	10	10	4	6	200					

TOTAL FG%	1st Half: 12-32 37.5%	2nd Half: 7-31 22.6%	Game: 30.2%	DEADBALL
3-Pt. FG%	1st Half: 3-13 23.1%	2nd Half: 2-11 18.2%	Game: 20.8%	REBOUNDS
F Throw %	1st Half: 4-6 66.7%	2nd Half: 4-10 40.0%	Game: 50.0%	4, 1

Technical fouls: Auburn-None. Arkansas-None.

Score by Periods	1st	2nd	Total
Auburn	38	35	73
Arkansas	31	20	51

Arkansas 89, Alabama 80
Bud Walton Arena • Jan. 29, 2009
Fayetteville, Ark. • Att.: 17,083

Alabama 12-8, 2-4

##	Player	tot-fg		3-pt	rebounds		tot				pf				a	to	blk	s	min
		fg	fga	fg	fga	ft	fta	of	de	tot	tp	tp	tp	tp					
32	Green, Jamychal*	9-11	0-0	6-7	2	2	4	4	24	0	1	1	1	30					
40	Knox, Justin*	6-10	0-0	0-0	2	4	6	4	12	1	2	3	0	20					
02	Torrance, Mikhail*	4-12	2-8	1-1	0	4	4	1	11	7	1	0	1	33					
12	Gee, Alanzo*	8-16	1-3	1-2	4	3	7	4	18	1	2	0	1	31					
21	Hillman, Senario*	2-8	0-2	0-0	0	0	0	0	4	4	3	1	0	26					
01	Brock, Anthony	3-7	1-4	0-0	0	3	3	2	7	4	3	0	2	17					
04	Hollinger, Brandon	0-2	0-1	0-0	0	1	1	1	0	0	0	0	6						
23	Jemison, Demetrius	1-1	0-0	0-0	0	4	4	2	2	0	1	0	15						
25	Steele, Andrew	0-1	0-0	0-0	0	0	0	0	0	0	0	0	8						
34	Coleman, Yamene	1-2	0-0	0-0	1	0	1	1	2	0	0	0	14						
TEAM																			
Totals		34-70	4-18	8-10	11	21	32	23	80	16	11	4	6	200					

TOTAL FG%	1st Half: 13-32 40.6%	2nd Half: 21-38 55.3%	Game: 48.6%	DEADBALL
3-Pt. FG%	1st Half: 2-8 25.0%	2nd Half: 2-10 20.0%	Game: 22.2%	REBOUNDS
F Throw %	1st Half: 3-3 100%	2nd Half: 5-7 71.4%	Game: 80.0%	1, 3

Arkansas 13-5, 1-4

##	Player	tot-fg		3-pt	rebounds		tot				pf				a	to	blk	s	min
		fg	fga	fg	fga	ft	fta	of	de	tot	tp	tp	tp	tp					
00	Washington, Michael*	7-10	0-1	3-4	2	3	5	3	17	2	1	2	1	30					
31	Sanchez, Michael*	4-9	0-1	5-8	1	4	5	0	13	0	1	0	0	30					
04	Fortson, Courtney*	0-4	0-1	8-10	0	3													

Mississippi St. 86, Arkansas 77
Humphrey Coliseum • Feb. 7, 2009
Starkville, Miss. • Att.: 8,891

Arkansas 13-8, 1-7		tot-fg		3-pt		rebounds		pf		tp		a		blk		s		min	
#	Player	fg	fga	fg	fga	ft	fta	of	de	tot	pf	tp	a	to	blk	s	min		
00	Washington, Michael*	5-12	1-3	3-4	3	4	7	4	14	0	4	1	0	31					
01	Henry, Jason*	4-7	2-3	0-0	2	3	5	3	10	0	1	0	0	23					
04	Fortson, Courtney*	8-14	2-3	1-2	0	2	2	3	19	7	4	1	3	34					
14	Welsh, Stefan*	5-12	3-6	1-2	0	2	2	14	1	0	0	0	35						
15	Clarke, Rotnei*	4-13	4-10	0-0	1	1	0	12	1	1	0	0	34						
11	Moore, Brandon	0-1	0-0	1-2	1	0	1	3	1	0	0	0	5						
12	Britt, Marcus	0-0	0-0	0-0	1	1	1	0	0	0	0	0	12						
31	Sanchez, Michael	0-0	0-0	4-6	1	6	7	4	0	2	0	1	19						
44	Clark, Andre	1-1	0-0	1-2	1	1	2	0	3	1	0	0	1						
TEAM		27-60		12-25		11-18		20		77		10 12		2 5		200			
TOTAL FG%		1st Half: 18-29 62.1%		2nd Half: 9-31 29.0%		Game: 45.0%		DEADB		BALL									
3-Pt. FG%		1st Half: 8-12 66.7%		2nd Half: 4-13 30.8%		Game: 48.0%		REBOUNDS											
F Throw %		1st Half: 7-10 70.0%		2nd Half: 4-8 50.0%		Game: 61.1%		4											

Mississippi St. 16-7, 6-2		tot-fg		3-pt		rebounds		pf		tp		a		blk		s		min	
#	Player	fg	fga	fg	fga	ft	fta	of	de	tot	pf	tp	a	to	blk	s	min		
32	Varnado, Jarvis*	4-7	0-0	2-2	2	6	8	4	10	1	3	7	1	27					
02	Johnson, Ravern*	0-6	0-3	0-0	0	2	2	0	0	0	1	1	1	25					
03	Bost, Dee	9-14	6-8	1-2	1	2	3	22	7	0	0	0	38						
22	Stewart, Barry*	5-12	3-8	9-10	2	3	5	3	22	3	5	1	0	36					
25	Turner, Phil*	5-7	4-6	2-2	2	9	11	4	16	1	2	1	0	27					
04	Beckham, I'wanya	0-0	0-0	0-0	0	0	0	0	0	0	0	0	2						
05	Osby, Romero	0-1	0-0	0-2	0	1	1	1	0	0	0	1	10						
15	Beckham, Riley	3-4	3-4	0-0	1	1	0	9	1	1	0	0	17						
44	Johnson, Brian	2-4	0-0	0-1	2	1	3	1	4	2	0	0	11						
45	Bailey, Elgin	0-0	0-0	0-0	0	0	0	0	0	0	0	0	1						
TEAM		28-55		16-29		14-19		9		26		35		15		16		15 12 11 4 200	
TOTAL FG%		1st Half: 12-30 40.0%		2nd Half: 16-25 64.0%		Game: 50.9%		DEADB		BALL									
3-Pt. FG%		1st Half: 7-16 43.8%		2nd Half: 8-13 69.2%		Game: 55.2%		REBOUNDS											
F Throw %		1st Half: 5-7 71.4%		2nd Half: 8-12 75.0%		Game: 73.7%		2											

Technical fouls: Arkansas-None. Mississippi St.-None.

Score by Periods		1st	2nd	Total
Arkansas	51	26	77	
Mississippi St.	36	50	86	

Auburn 75, Arkansas 62
Beard-Eaves Memorial Coliseum • Feb. 11, 2009
Auburn, Ala. • Att.: 4,347

Arkansas 13-9, 1-8		tot-fg		3-pt		rebounds		pf		tp		a		blk		s		min	
#	Player	fg	fga	fg	fga	ft	fta	of	de	tot	pf	tp	a	to	blk	s	min		
00	Washington, Michael*	3-8	0-1	0-2	2	7	9	4	6	0	4	0	1	22					
31	Sanchez, Michael*	3-8	0-0	3-4	2	6	3	9	0	2	0	0	25						
04	Fortson, Courtney*	4-12	1-5	2-4	2	5	7	11	5	5	0	2	23						
14	Welsh, Stefan*	5-13	3-9	1-1	0	1	1	3	14	2	3	0	35						
15	Clarke, Rotnei*	5-11	4-10	0-0	1	1	0	14	0	1	0	4	37						
01	Henry, Jason	1-4	0-1	0-0	0	3	3	0	2	0	1	0	9						
11	Moore, Brandon	2-3	0-0	0-0	3	2	5	2	4	2	0	2	17						
12	Britt, Marcus	0-3	0-1	0-0	0	1	1	0	0	0	0	0	23						
21	Noland, John Paul	0-0	0-0	0-0	0	0	0	0	0	0	0	0	0						
25	Cox, Stephen	0-0	0-0	0-0	0	1	1	0	0	0	0	0	0						
44	Clark, Andre	1-1	0-0	0-0	0	0	0	2	1	0	0	0	9						
TEAM		24-63		8-27		6-11		13		24		37		18		62		10 16 2 9 200	
TOTAL FG%		1st Half: 16-33 48.5%		2nd Half: 8-30 26.7%		Game: 38.1%		DEADB		BALL									
3-Pt. FG%		1st Half: 6-14 42.9%		2nd Half: 2-13 15.4%		Game: 29.6%		REBOUNDS											
F Throw %		1st Half: 1-2 50.0%		2nd Half: 5-9 55.6%		Game: 54.5%		1,1											

Auburn 15-9, 4-5		tot-fg		3-pt		rebounds		pf		tp		a		blk		s		min	
#	Player	fg	fga	fg	fga	ft	fta	of	de	tot	pf	tp	a	to	blk	s	min		
01	Barber, Korvotney*	3-9	0-0	2-5	5	6	11	3	8	3	4	1	0	29					
12	Reed, DeWayne*	3-9	2-5	3-6	0	4	4	2	11	3	2	1	3	37					
21	Barrett, Rasheem*	6-13	0-2	1-2	1	6	7	0	13	2	4	0	1	30					
23	Robertson, Quantez*	1-2	0-1	1-1	1	2	3	1	3	2	0	0	1	11					
24	Waller, Tay*	5-11	2-8	2-2	0	1	1	14	0	0	0	1	31						
04	Hargrove, Lucas	5-7	1-2	3-4	3	5	8	2	14	3	2	0	2	29					
10	Williams, Larry	0-0	0-0	0-0	0	0	0	0	0	0	0	0	0						
14	Smith, Drew	0-1	0-0	0-0	0	0	0	0	0	0	0	0	0						
20	Sullivan, Frankie	2-7	2-6	0-0	0	0	1	6	4	0	0	0	1	18					
25	Drum, Jake	0-0	0-0	0-0	0	0	0	0	0	0	0	0	0						
30	Knox, Brandon	3-5	0-0	0-0	2	2	4	1	6	1	2	2	0	15					
42	Aihe, Francis	0-0	0-0	0-0	1	1	0	0	0	0	0	0	0						
TEAM		28-64		7-24		12-20		15		28		43		11		75		18 14 4 9 200	
TOTAL FG%		1st Half: 13-34 38.2%		2nd Half: 15-30 50.0%		Game: 43.8%		DEADB		BALL									
3-Pt. FG%		1st Half: 4-12 33.3%		2nd Half: 3-12 25.0%		Game: 29.2%		REBOUNDS											
F Throw %		1st Half: 1-4 25.0%		2nd Half: 11-16 68.8%		Game: 60.0%		4,2											

Technical fouls: Arkansas-TEAM. Auburn-None.

Score by Periods		1st	2nd	Total
Arkansas	39	23	62	
Auburn	31	44	75	

Kentucky 79, Arkansas 63
Bud Walton Arena • Feb. 14, 2009
Fayetteville, Ark. • Att.: 19,041

Kentucky 18-7, 7-3		tot-fg		3-pt		rebounds		pf		tp		a		blk		s		min	
#	Player	fg	fga	fg	fga	ft	fta	of	de	tot	pf	tp	a	to	blk	s	min		
05	Harris, Ramon*	2-5	0-2	3-5	4	5	9	1	7	5	2	0	1	35					
21	Stevenson, Perry*	2-5	0-0	2-4	1	4	5	4	6	1	3	5	0	34					
55	Harrillson, Josh*	0-4	0-1	0-0	1	0	1	3	0	0	1	1	0	13					
13	Porter, Michael*	3-5	2-3	0-0	0	1	1	3	8	3	5	0	3	37					
23	Meeks, Jodie*	17-24	7-12	4-7	0	7	7	1	45	2	3	0	3	32					
01	Miller, Darius	2-6	1-2	3-4	2	4	6	5	8	1	1	1	3	27					
03	Galloway, Kevin	1-2	0-0	0-0	1	0	1	0	2	0	0	0	0	3					
10	Slope, London	0-0	0-0	0-0	0	1	1	0	0	0	0	0	0						
12	Krebs, Mark	0-0	0-0	0-0	0	0	0	0	0	0	0	0	0						
15	Stewart, A.J.	1-2	1-1	0-0	1	2	3	0	3	0	1	0	8						
34	Liggins, DeAndre	0-1	0-1	0-0	0	0	0	1	0	3	1	0	0	9					
TEAM		28-54		11-22		12-20		10		25		35		20		79		15 16 8 8 200	
TOTAL FG%		1st Half: 14-27 51.9%		2nd Half: 14-27 51.9%		Game: 51.9%		DEADB		BALL									
3-Pt. FG%		1st Half: 8-13 61.5%		2nd Half: 3-9 33.3%		Game: 50.0%		REBOUNDS											
F Throw %		1st Half: 4-8 50.0%		2nd Half: 8-12 66.7%		Game: 60.0%		5											

Arkansas 13-10, 1-9		tot-fg		3-pt		rebounds		pf		tp		a		blk		s		min	
#	Player	fg	fga	fg	fga	ft	fta	of	de	tot	pf	tp	a	to	blk	s	min		
00	Washington, Michael*	6-9	0-2	2-3	3	5	8	4	14	1	1	1	1	34					
31	Sanchez, Michael*	4-5	0-0	0-0	0	3	3	1	8	0	1	0	1	28					
12	Britt, Marcus*	0-1	0-0	0-0	1	2	3	5	0	1	0	0	17						
14	Welsh, Stefan*	5-13	0-4	4-6	0	0	3	14	4	0	1	0	35						
15	Clarke, Rotnei*	3-10	2-8	4-5	0	2	2	0	12	2	1	0	37						
01	Henry, Jason	5-16	2-8	4-5	6	11	0	12	1	4	0	5	31						
11	Moore, Brandon	0-0	0-0	0-0	0	0	0	2	0	1	0	1	10						
25	Cox, Stephen	0-0	0-0	0-0	0	0	0	0	0	0	0	0	1						
44	Clark, Andre	0-1																	

Alabama 88, Arkansas 67
Coleman Coliseum • Feb. 25, 2009
Tuscaloosa, Ala. • Att.: 9,161

Arkansas 13-13, 1-12

##	Player	tot-fg		3-pt		ft-fa		rebounds			pf	tp	a	to	blk	s	min
		fg	fga	fg	fga	ft	fta	of	de	tot							
00	Washington, Michael*	5-9	0-1	2-3	1	7	8	2	12	3	0	1	2	31			
31	Sanchez, Michael*	0-1	0-0	4-4	3	1	4	4	0	2	0	0	13				
04	Fortson, Courtney*	9-19	3-9	0-1	2	1	3	2	21	3	4	0	34				
14	Welsh, Stefan*	1-8	0-5	0-1	0	1	2	2	1	3	0	0	28				
15	Clarke, Rotnei*	6-12	4-9	0-1	1	2	2	16	2	3	1	0	33				
01	Henry, Jason	1-3	0-1	0-0	0	0	0	2	0	1	0	1	11				
11	Moore, Brandon	2-3	0-1	0-0	2	1	3	2	4	1	0	0	12				
12	Britt, Marcus*	1-3	0-1	0-0	2	1	3	0	2	3	1	0	20				
21	Noland, John Paul	0-1	0-1	0-0	0	0	0	0	0	0	0	0	1				
25	Cox, Stephen	0-0	0-0	0-0	0	1	1	0	0	0	0	0	4				
44	Clark, Andre	2-5	0-0	0-0	0	0	2	4	0	0	0	1	13				
	TEAM																
	Totals	27-64	7-28	6-9	12	14	26	18	67	13	14	2	6	200			

TOTAL FG% 1st Half: 8-29 27.6% 2nd Half: 19-35 54.3% Game: 42.2% DEADBALL REBOUNDS

3-Pt. FG% 1st Half: 1-14 7.1% 2nd Half: 6-14 42.9% Game: 25.0%

F Throw % 1st Half: 6-7 85.7% 2nd Half: 0-2 0.0% Game: 66.7%

Alabama 15-12, 5-8

##	Player	tot-fg		3-pt		ft-fa		rebounds			pf	tp	a	to	blk	s	min
		fg	fga	fg	fga	ft	fta	of	de	tot							
32	Green, Jamychal*	3-5	0-0	1-2	3	4	7	2	7	0	3	1	1	20			
40	Knox, Justin*	2-3	0-0	0-0	1	3	4	1	4	1	3	1	0	23			
02	Torrance, Mikhiail*	2-4	0-1	6-7	2	2	1	10	4	3	0	1	24				
12	Gea, Alonzo*	8-14	5-6	2-4	5	2	7	0	23	0	2	0	1	28			
21	Hillman, Senario*	4-10	2-4	3-4	0	1	2	13	7	2	0	1	26				
01	Brock, Anthony	1-3	0-1	0-0	1	1	2	0	2	0	0	0	16				
04	Hollinger, Brandon	1-1	1-1	0-0	1	0	1	0	3	2	1	0	10				
20	Cage, Greg	1-1	0-0	1-2	0	0	0	0	3	2	1	0	4				
23	Jemison, Demetrius	0-0	0-0	0	3	2	4	2	1	1	0	12					
25	Stede, Andrew	2-4	1-1	2-5	0	4	3	7	0	1	0	0	16				
34	Coleman, Yamene	6-6	0-0	0-0	1	5	6	1	12	0	2	0	21				
	TEAM																
	Totals	32-54	9-14	15-24	14	27	41	12	88	16	19	3	8	200			

TOTAL FG% 1st Half: 18-28 64.3% 2nd Half: 14-26 53.8% Game: 59.3% DEADBALL REBOUNDS

3-Pt. FG% 1st Half: 7-11 63.6% 2nd Half: 2-3 66.7% Game: 64.3%

F Throw % 1st Half: 6-8 75.0% 2nd Half: 9-16 56.3% Game: 62.5%

Technical fouls: Arkansas-Fortson, Courtney; TEAM: Alabama-None.

Score by Periods	1st	2nd	Total
Arkansas	23	44	67
Alabama	49	39	88

Arkansas 89, Georgia 67
Bud Walton Arena • March 1, 2009
Fayetteville, Ark. • Att.: 19,724

Georgia 11-18, 2-12

##	Player	tot-fg		3-pt		ft-fa		rebounds			pf	tp	a	to	blk	s	min
		fg	fga	fg	fga	ft	fta	of	de	tot							
30	Woodbury, Terrance*	4-6	2-2	0-0	1	2	3	2	10	2	5	0	3	28			
13	Thompkins, Trey*	9-13	2-4	0-0	0	8	8	4	20	1	4	4	0	27			
34	Jackson, Albert*	3-5	0-0	1-4	1	2	4	7	1	3	1	0	20				
03	Ware, Dustin*	4-6	2-3	0-0	0	3	3	0	16	6	3	0	34				
23	Butler, Corey*	1-6	0-2	1-1	0	1	1	3	0	0	0	0	18				
04	Barnes, Chris	3-4	0-0	0-1	4	5	2	6	1	5	2	0	20				
05	Swansey, Zac	0-2	0-1	0-0	0	1	1	0	2	1	0	0	10				
10	McPhee, Ricky	2-4	2-4	0-0	0	1	1	6	2	0	0	0	26				
20	Brewer, Troy	1-5	1-5	0-0	0	1	1	0	3	2	0	0	12				
50	Price, Jeremy	1-4	0-0	0-0	0	0	0	2	0	0	0	0	5				
	TEAM																
	Totals	28-55	9-21	2-5	4	23	27	15	67	17	21	7	4	200			

TOTAL FG% 1st Half: 13-26 50.0% 2nd Half: 15-29 51.7% Game: 50.9% DEADBALL REBOUNDS

3-Pt. FG% 1st Half: 3-10 30.0% 2nd Half: 6-11 54.5% Game: 42.9%

F Throw % 1st Half: 1-4 25.0% 2nd Half: 1-1 100% Game: 40.0%

Arkansas 14-13, 2-12

##	Player	tot-fg		3-pt		ft-fa		rebounds			pf	tp	a	to	blk	s	min
		fg	fga	fg	fga	ft	fta	of	de	tot							
00	Washington, Michael*	8-15	0-1	1-2	6	7	13	0	17	0	3	1	4	31			
31	Sanchez, Michael*	1-3	0-0	2-2	3	3	6	4	4	1	2	0	1	25			
04	Fortson, Courtney*	6-12	1-2	1-1	1	3	4	3	14	8	0	1	32				
12	Britt, Marcus*	1-4	1-1	0-0	1	2	1	3	1	0	0	1	19				
15	Clarke, Rotnei*	6-15	4-11	3-4	1	2	1	19	2	1	0	2	32				
01	Henry, Jason	7-10	0-2	0-0	4	2	6	1	14	2	1	0	22				
11	Moore, Brandon	2-3	0-1	0-0	0	1	1	0	4	0	0	0	3				
14	Welsh, Stefan	6-12	2-6	0-0	0	2	2	14	4	1	0	5	28				
25	Cox, Stephen	0-0	0-0	0-0	0	0	0	0	0	0	0	0	3				
44	Clark, Andre	0-2	0-0	0-0	0	0	0	1	0	1	0	1	5				
	TEAM																
	Totals	37-76	8-24	7-9	16	23	39	13	89	19	11	2	15	200			

TOTAL FG% 1st Half: 19-41 46.3% 2nd Half: 18-35 51.4% Game: 48.7% DEADBALL REBOUNDS

3-Pt. FG% 1st Half: 3-12 25.0% 2nd Half: 6-12 50.0% Game: 33.3%

F Throw % 1st Half: 6-8 75.0% 2nd Half: 1-1 100% Game: 77.8%

Technical fouls: Georgia-None. Arkansas-None.

Score by Periods	1st	2nd	Total
Georgia	30	37	67
Arkansas	47	42	89

Ole Miss 98, Arkansas 91 (OT)
Bud Walton Arena • March 4, 2009
Fayetteville, Ark. • Att.: 15,633

Ole Miss 16-13, 7-8

##	Player	tot-fg		3-pt		ft-fa		rebounds			pf	tp	a	to	blk	s	min
		fg	fga	fg	fga	ft	fta	of	de	tot							
01	Henry, Terrance*	2-4	0-2	1-2	1	5	6	2	5	5	1	0	0	33			
21	White, Malcolm*	4-9	0-0	0-0	3	5	8	4	8	0	1	0	1	28			
52	Cranton, DeAndre*	3-3	1-1	2-2	2	5	3	9	0	1	0	1	24				
24	White, Terrico*	9-16	5-8	6-9	1	6	7	2	29	2	3	2	43				
32	Graham, Zach*	6-13	2-4	6-8	0	4	4	2	20	4	5	0	1	34			
03	Bogan, Will	5-8	2-5	4-4	1	2	3	16	7	2	1	0	34				
31	Holloway, Murphy	3-9	0-0	5-8	3	7	10	3	11	1	1	0	29				
	TEAM																
	Totals	32-61	10-20	24-33	13	33	46	19	98	19	14	3	6	225			

TOTAL FG% 1st Half: 11-27 40.7% 2nd Half: 19-30 63.3% Game: 52.5% DEADBALL REBOUNDS

3-Pt. FG% 1st Half: 2-7 28.6% 2nd Half: 7-12 58.3% Game: 50.0%

F Throw % 1st Half: 11-15 73.3% 2nd Half: 4-8 50.0% Game: 72.7%

Arkansas 14-14, 2-13

##	Player	tot-fg		3-pt		ft-fa		rebounds			pf	tp	a	to	blk	s	min
		fg	fga	fg	fga	ft	fta	of	de	tot							
00	Washington, Michael*	6-9	1-2	3-4	3	6	4	16	2	2	3	0	29				
31	Sanchez, Michael*	3-7	0-0	5-5	3	4	7	4	11	1	1	0	35				
04	Fortson, Courtney*	5-13	3-7	5-6	4	9	13	5	18	5	4	0	41				
12	Britt, Marcus*	3-6	2-3	0-1	0	1	1	3	8	5	0	0	27				
15	Clarke, Rotnei*	6-13	5-12	2-2	0	0	0	1	19	2	1	0	39				
01	Henry, Jason	0-0	0-0	1-2	0	0	0	1	1	1	0	1	5				
14	Welsh, Stefan	4-19	3-14	3-6	1	2	3	2	14	3	1	0	35				
25	Cox, Stephen	0-0	0-0	0-0	0	0	0	0	0	0	0	0	0	0			
44	Clark, Andre	1-2	0-0	2-3	1	3	4	2	4	0	1	2	14				
	TEAM																
	Totals	28-69	14-38	21-29	13	23	36	22	91	19	10	6	5				

2008/09 Southeastern Conference Standings

Western Division

	SEC	Pct.	Home	Away	Div.	ALL	Pct.	Home	Away	Neutral	Last 10	Streak
LSU%^	13-3	.812	7-1	6-2	8-2	27-8	.771	19-2	6-3	2-3	8-4	L1
Auburn	10-6	.625	6-2	4-4	8-2	24-12	.667	18-4	5-5	1-3	9-3	L1
Mississippi State \$	9-7	.562	5-3	4-4	4-6	23-13	.639	13-5	5-4	5-4	7-5	L1
Alabama	7-9	.438	5-3	2-6	5-5	18-14	.563	13-5	2-7	3-2	6-6	L1
Ole Miss	7-9	.438	5-3	2-6	4-6	16-15	.516	12-4	3-7	1-4	6-6	L2
Arkansas	2-14	.125	2-6	0-8	1-9	14-16	.467	12-6	1-9	1-1	1-11	L3

% - SEC Champion || ^ - SEC West Champion || \$ - SEC Tournament Champion

Eastern Division

	SEC	Pct.	Home	Away	Div.	ALL	Pct.	Home	Away	Neutral	Last 10	Streak
Tennessee#	10-6	.625	5-3	5-3	8-2	21-13	.618	10-5	6-5	5-3	7-5	L2
South Carolina#	10-6	.625	7-1	3-5	6-4	21-10	.677	16-3	5-6	0-1	6-6	L2
Florida	9-7	.562	7-1	2-6	5-5	25-11	.694	18-2	2-7	5-2	6-6	L1
Kentucky	8-8	.500	4-4	4-4	5-5	22-14	.611	13-6	5-7	4-1	5-7	L1
Vanderbilt	8-8	.500	6-2	2-6	3-7	19-12	.613	13-4	3-7	3-1	7-5	L1
Georgia	3-13	.188	2-6	1-7	3-7	12-20	.375	10-8	1-9	1-3	3-9	L2

- SEC East co-Champions

COACHES' ALL-SEC TEAM

(#-Unanimous Selection; *Ties are not broken)

FIRST TEAM ALL-SEC

*Nick Calathes, Florida, G, So.
 *Jodie Meeks, Kentucky, G, Jr.
 Patrick Patterson, Kentucky, F, So.
 Tasmin Mitchell, LSU, F, Jr.
 *Marcus Thornton, LSU, G, Sr.
 Jarvis Varnado, Miss. State, F/C, Jr.
 *Devan Downey, S. Carolina, G, Jr.
 *Tyler Smith, Tennessee, F, Jr.

SECOND TEAM ALL-SEC

Alonzo Gee, Alabama, G, Sr.
Michael Washington, Ark., F, Jr.
 Korvotney Barber, Auburn, F, Sr.
 ^Garrett Temple, LSU, G, Sr.
 David Huertas, Ole Miss, G, Jr.
 Terrico White, Ole Miss, G, Fr.
 ^Dominique Archie, S. Carolina, F, Jr.
 ^Zam Fredrick, S. Carolina, G, Sr.
 Wayne Chism, Tennessee, F, Jr.
 A.J. Ogilvy, Vanderbilt, C, So.

SEC ALL-FRESHMAN TEAM

*JaMychal Green, Alabama, F
Courtney Fortson, Arkansas, G
 Erving Walker, Florida, G
 Trey Thompkins, Georgia, F
 *Terrico White, Ole Miss, G
 *Dee Bost, Mississippi State, G
 Scotty Hopson, Tennessee, G
 Jeffery Taylor, Vanderbilt, G/F

SEC ALL-DEFENSIVE TEAM

^Quantez Robertson, Auburn, G, Sr.
 Garrett Temple, LSU, G, Sr.
 Chris Johnson, LSU, C, Sr.
 *Jarvis Varnado, Miss. State, F/C, Jr.
 ^Dominique Archie, S. Carolina, F, Jr.
 Devan Downey, S. Carolina, G, Jr.

SEC COACH OF THE YEAR

Trent Johnson, LSU

SEC PLAYER OF THE YEAR

Marcus Thornton, LSU

SEC SCHOLAR-ATHLETE OF THE YEAR

Justin Knox, Alabama

SEC FRESHMAN OF THE YEAR

Terrico White, Ole Miss

SEC SIXTH-MAN OF THE YEAR

Brandis Raley-Ross, S. Carolina

SEC DEFENSIVE PLAYER OF THE YEAR

Jarvis Varnado, Mississippi State

ASSOCIATED PRESS AWARDS

(#-Unanimous Selection; Ties are not broken)

FIRST TEAM ALL-SEC

u-Marcus Thornton, LSU
 Devan Downey, South Carolina
 Jodie Meeks, Kentucky
 Tyler Smith, Tennessee
 t-Jarvis Varnado, Mississippi State
 t-Nick Calathes, Florida
 t-Tasmin Mitchell, LSU

SECOND TEAM ALL-SEC

Patrick Patterson, Kentucky
 Korvotney Barber, Auburn
 Alonzo Gee, Alabama
 David Huertas, Mississippi
 Terrico White, Mississippi
Michael Washington, Arkansas

HONORABLE MENTION ALL-SEC

Dominique Archie, South Carolina; Wayne Chism, Tennessee; Chris Johnson, LSU; A.J. Ogilvy, Vanderbilt

PLAYER OF THE YEAR

Marcus Thornton, LSU

COACH OF THE YEAR

Trent Johnson, LSU

NEWCOMER OF THE YEAR

Terrico White, Ole Miss

SEC TOURNAMENT RESULTS

St. Pete Times Forum, Tampa, Fla.

First Round - March 12

Game 1
 (E4) Kentucky 71, (W5) Ole Miss 58

Game 2
 (W3) Miss. State 79, (E6) Georgia 60

Game 3
 (W4) Alabama 82, (E5) Vanderbilt 75

Game 4
 (E3) Florida 73, (W6) Arkansas 58

Game 5
 (W1) LSU 67, (E4) Kentucky 58

Game 6
 (W3) Miss. State 82, (E2) S. Carolina 68

Game 7
 (E1) Tennessee 86, (W4) Alabama 62

Game 8
 (W2) Auburn 61, (E3) Florida 58

Game 9
 (W3) Miss. St. 67, (W1) LSU 57

Game 10
 (E1) Tennessee 94, (W2) Auburn 85

Game 11
 (W3) Miss. St. 64, (E1) Tennessee 61

Game 12
 (W3) Miss. St. 82, (E2) S. Carolina 68

Game 13
 (E1) Tennessee 86, (W4) Alabama 62

Game 14
 (W2) Auburn 61, (E3) Florida 58

Game 15
 (W3) Miss. St. 67, (W1) LSU 57

Game 16
 (E1) Tennessee 94, (W2) Auburn 85

Game 17
 (W3) Miss. St. 64, (E1) Tennessee 61

Game 18
 (W3) Miss. St. 67, (W1) LSU 57

Game 19
 (E1) Tennessee 94, (W2) Auburn 85

Game 20
 (W3) Miss. St. 64, (E1) Tennessee 61

Game 21
 (W3) Miss. St. 67, (W1) LSU 57

Game 22
 (E1) Tennessee 94, (W2) Auburn 85

Game 23
 (W3) Miss. St. 64, (E1) Tennessee 61

Game 24
 (W3) Miss. St. 67, (W1) LSU 57

Game 25
 (E1) Tennessee 94, (W2) Auburn 85

Game 26
 (W3) Miss. St. 64, (E1) Tennessee 61

Game 27
 (W3) Miss. St. 67, (W1) LSU 57

Game 28
 (E1) Tennessee 94, (W2) Auburn 85

Game 29
 (W3) Miss. St. 64, (E1) Tennessee 61

Game 30
 (W3) Miss. St. 67, (W1) LSU 57

Game 31
 (E1) Tennessee 94, (W2) Auburn 85

Game 32
 (W3) Miss. St. 64, (E1) Tennessee 61

Game 33
 (W3) Miss. St. 67, (W1) LSU 57

Game 34
 (E1) Tennessee 94, (W2) Auburn 85

Game 35
 (W3) Miss. St. 64, (E1) Tennessee 61

Game 36
 (W3) Miss. St. 67, (W1) LSU 57

Game 37
 (E1) Tennessee 94, (W2) Auburn 85

Game 38
 (W3) Miss. St. 64, (E1) Tennessee 61

Game 39
 (W3) Miss. St. 67, (W1) LSU 57

Game 40
 (E1) Tennessee 94, (W2) Auburn 85

East Regional • Dayton, Ohio

First Round - March 20

(8) Okla. State 77, (9) Tennessee 75

National Invitation Tournament

First Round - March 17

(6) Davidson 70, at (3) S. Carolina 63
 at (4) Kentucky 70, (5) UNLV 60

First Round - March 18

at (1) Auburn 87, (8) UT-Martin 82
 at (1) Florida 84, (8) Jacksonville 62

Second Round - March 20

at (1) Auburn 74, (4) Tulsa 55
 at (1) Florida 74, (4) Miami (Fla.) 60

Second Round - March 23

(4) Kentucky 65, at (1) Creighton 63

Quarterfinals - March 24

(2) Penn State 71, at (1) Florida 62
 (3) Baylor 74, at (1) Auburn 72

Quarterfinals - March 25

at (2) Notre Dame 77, (4) Kentucky 67



NCAA Tournament

West Regional, Portland, Ore.

First Round - March 19

(4) Washington 71, (13) Miss. State 58

South Regional, Greensboro, N.C.

First Round - March 19

(8) LSU 75, (9) Butler 71

Second Round - March 21

(1) North Carolina 84, (8) LSU 70

2008/09 SEC Individual Statistics (All Games)

To be ranked, a player must appear in at least 75.0% of their team's games.

SCORING

#	Player-Team	Cl	G	FG	3FG	FT	Pts	Avg/G
1.	Jodie Meeks-UK	JR	36	263	117	211	854	23.7
2.	Marcus Thornton-LS	SR	35	256	78	149	739	21.1
3.	Devan Downey-SC	JR	31	231	52	100	614	19.8
4.	David Huertas-UM	JR	30	166	77	133	542	18.1
5.	Patrick Patterson-UK	SO	34	240	0	129	609	17.9
6.	Tyler Smith-UT	JR	34	196	28	170	590	17.4
7.	Nick Calathes-UF	SO	36	205	73	135	618	17.2
8.	Tasmin Mitchell-LS	JR	35	224	10	111	569	16.3
9.	Michael Washington-AR	JR	30	178	5	103	464	15.5
10.	Zam Fredrick-SC	SR	31	165	61	88	479	15.5
11.	A.J. Ogilvy-VU	SO	29	152	7	137	448	15.4
12.	Alonzo Gee-UA	SR	32	176	27	101	480	15.0
13.	Courtney Fortson-AR	FR	29	154	31	91	430	14.8
14.	Terrance Woodbury-UG	SR	28	134	47	78	393	14.0
15.	Wayne Chism-UT	JR	34	165	41	96	467	13.7
16.	Terrico White-UM	FR	31	157	62	49	425	13.7
17.	DeWayne Reed-AU	JR	36	156	65	97	474	13.2
18.	Senario Hillman-UA	SO	32	161	29	62	413	12.9
19.	Jarvis Varnado-MS	JR	36	180	0	104	464	12.9
20.	Korvtney Barber-AU	SR	36	188	0	86	462	12.8
21.	Trey Thompkins-UG	FR	28	134	33	53	354	12.6
22.	Alex Tyus-UF	SO	36	195	0	61	451	12.5
23.	Jermaine Beal-VU	JR	31	118	58	93	387	12.5
24.	Barry Stewart-MS	JR	36	126	72	121	445	12.4
25.	Rotnei Clarke-AR	FR	30	120	83	43	366	12.2
26.	Jeffery Taylor-VU	FR	31	136	9	96	377	12.2
27.	Tay Waller-AU	JR	36	140	100	56	436	12.1
28.	Ravenn Johnson-MS	SO	36	156	83	39	434	12.1
29.	Stefan Welsh-AR	JR	30	118	51	57	344	11.5
30.	Bo Spencer-LS	SO	33	124	60	68	376	11.4

REBOUNDING

#	Player-Team	Cl	G	OFF	DEF	TOT	Avg/G
1.	Michael Washington-AR	JR	30	105	189	294	9.8
2.	Korvtney Barber-AU	SR	36	133	214	347	9.6
3.	Patrick Patterson-UK	SO	34	92	224	316	9.3
4.	Jarvis Varnado-MS	JR	36	103	214	317	8.8
5.	Wayne Chism-UT	JR	34	94	179	273	8.0
6.	Mike Holmes-SC	SO	31	95	145	240	7.7
7.	JaMychal Green-UA	FR	32	110	132	242	7.6
8.	Trey Thompkins-UG	FR	28	58	148	206	7.4
9.	Chris Johnson-LS	SR	35	81	172	253	7.2
10.	Alonzo Gee-UA	SR	32	91	140	231	7.2
11.	Tasmin Mitchell-LS	JR	35	92	159	251	7.2
12.	A.J. Ogilvy-VU	SO	29	51	156	207	7.1
13.	Murphy Holloway-UM	FR	31	93	112	205	6.6
14.	Dominique Archie-SC	JR	31	79	119	198	6.4
15.	Jeffery Taylor-VU	FR	31	82	110	192	6.2
16.	Alex Tyus-UF	SO	36	76	146	222	6.2
17.	Perry Stevenson-UK	JR	36	64	149	213	5.9
18.	Tyler Smith-UT	JR	34	70	126	196	5.8
19.	Malcolm White-UM	SO	31	63	113	176	5.7
20.	Chandler Parsons-UF	SO	36	72	132	204	5.7
21.	Brian Williams-UT	SO	34	71	118	189	5.6
22.	Phil Turner-MS	SO	36	49	149	198	5.5
23.	Marcus Thornton-LS	SR	35	71	121	192	5.5
24.	Courtney Fortson-AR	FR	29	49	110	159	5.5
25.	Nick Calathes-UF	SO	36	31	161	192	5.3
26.	Lucas Hargrove-AU	JR	36	57	134	191	5.3
27.	Justin Knox-UA	SO	32	55	108	163	5.1
28.	Michael Sanchez-AR	FR	30	48	100	148	4.9
29.	Dan Werner-UF	JR	36	47	128	175	4.9
30.	Terrance Woodbury-UG	SR	28	36	93	129	4.6

FIELD GOAL PCT (Min. 5.0 made per game)

#	Player-Team	Cl	G	FG	FGA	Pct
1.	Patrick Patterson-UK	SO	34	240	398	.603
2.	Alex Tyus-UF	SO	36	195	330	.591
3.	Michael Washington-AR	JR	30	178	323	.551
4.	Jarvis Varnado-MS	JR	36	180	328	.549
5.	Korvtney Barber-AU	SR	36	188	345	.545
6.	A.J. Ogilvy-VU	SO	29	152	280	.543
7.	Tasmin Mitchell-LS	JR	35	224	429	.522
8.	Nick Calathes-UF	SO	36	205	425	.482
9.	Marcus Thornton-LS	SR	35	256	542	.472
10.	Jodie Meeks-UK	JR	36	263	568	.463

3-POINT FG PCT (Min. 2.5 made per game)

#	Player-Team	Cl	G	3FG	FGA	Pct
1.	Jodie Meeks-UK	JR	36	117	288	.406
2.	Rotnei Clarke-AR	FR	30	83	211	.393
3.	Tay Waller-AU	JR	36	100	272	.368
4.	David Huertas-UM	JR	30	77	217	.355

3-POINT FG MADE

#	Player-Team	Cl	G	3FG	Avg/G
1.	Jodie Meeks-UK	JR	36	117	3.25
2.	Tay Waller-AU	JR	36	100	2.78
3.	Rotnei Clarke-AR	FR	30	83	2.77
4.	David Huertas-UM	JR	30	77	2.57
5.	Ravenn Johnson-MS	SO	36	83	2.31
6.	Marcus Thornton-LS	SR	35	78	2.23
7.	Brad Tinsley-UF	FR	31	69	2.23
8.	Nick Calathes-UF	SO	36	73	2.03
9.	Barry Stewart-MS	JR	36	72	2.00
	Terrico White-UM	FR	31	62	2.00

FREE THROW PCT (Min. 2.5 made per game)

#	Player-Team	Cl	G	FTM	FTA	Pct
1.	Jodie Meeks-UK	JR	36	211	234	.902
2.	Mikhail Torrance-UA	JR	28	76	86	.884
3.	Terrance Woodbury-UG	SR	28	78	93	.839
4.	Jermaine Beal-VU	JR	31	93	113	.823
5.	David Huertas-UM	JR	30	133	165	.806
6.	Barry Stewart-MS	JR	36	121	156	.776
7.	Patrick Patterson-UK	SO	34	129	168	.768
8.	Tyler Smith-UT	JR	34	170	222	.766
9.	Devan Downey-SC	JR	31	100	134	.746
10.	Marcus Thornton-LS	SR	35	149	200	.745

ASSISTS

#	Player-Team	Cl	G	Assists	Avg/G
1.	Nick Calathes-UF	SO	36	231	6.42
2.	Courtney Fortson-AR	FR	29	172	5.93
3.	Devan Downey-SC	JR	31	140	4.52
4.	Dee Bost-MS	FR	36	156	4.33
5.	Garrett Temple-LS	SR	35	134	3.83
6.	DeWayne Reed-AU	JR	36	134	3.72
7.	Dustin Ware-UG	FR	32	108	3.38
8.	Tyler Smith-UT	JR	34	114	3.35
9.	Bobby Maze-UT	JR	34	109	3.21
10.	Jermaine Beal-VU	JR	31	99	3.19
11.	Quantez Robertson-AU	SR	36	114	3.17
12.	J.P. Prince-UT	JR	31	97	3.13

BLOCKED SHOTS

#	Player-Team	Cl	G	Blocks	Avg/G
1.	Jarvis Varnado-MS	JR	36	170	4.72
2.	Chris Johnson-LS	SR	35	95	2.71
3.	Patrick Patterson-UK	SO	34	70	2.06
4.	Perry Stevenson-UK	JR	36	67	1.86
5.	A.J. Ogilvy-VU	SO	29	48	1.66
6.	JaMychal Green-UA	FR	32	51	1.59
7.	Malcolm White-UM	SO	31	43	1.39
8.	Michael Washington-AR	JR	30	39	1.30
9.	Korvtney Barber-AU	SR	36	44	1.22
10.	Mike Holmes-SC	SO	31	37	1.19
11.	Dominique Archie-SC	JR	31	37	1.19
12.	Trey Thompkins-UG	FR	28	31	1.11

STEALS

#	Player-Team	Cl	G	Steals	Avg/G
1.	Devan Downey-SC	JR	31	89	2.87
2.	Nick Calathes-UF	SO	36	68	1.89
3.	DeWayne Reed-AU	JR	36	67	1.86
4.	Senario Hillman-UA	SO	32	57	1.78
5.	Garrett Temple-LS	SR	35	60	1.71
6.	Marcus Thornton-LS	SR	35	56	1.60
7.	Tasmin Mitchell-LS	JR	35	55	1.57
8.	Quantez Robertson-AU	SR	36	55	1.53
9.	J.P. Prince-UT	JR	31	47	1.52
10.	Dustin Ware-UG	FR	32	47	1.52
11.	Tay Waller-AU	JR	36	53	1.47
12.	Dee Bost-MS	FR	36	52	1.44

ASSIST/TURNOVER RATIO (Min. 3.0 assists/game)

#	Player-Team	Cl	G	Asst	Avg	Turn	Avg Ratio	
1.	Jermaine Beal-VU	JR	31	99	3.2	49	1.6	2.02
2.	Bobby Maze-UT	JR	34	109	3.2	54	1.6	2.02
3.	Garrett Temple-LS	SR	35	134	3.8	67	1.9	2.00
4.	Nick Calathes-UF	SO	36	231	6.4	119	3.3	1.94
5.	Quantez Robertson-AU	SR	36	114	3.2	62	1.7	1.84
6.	Tyler Smith-UT	JR	34	114	3.4	70	2.1	1.63
7.	Dee Bost-MS	FR	36	156	4.3	102	2.8	1.53
8.	J.P. Prince-UT	JR	31	97	3.1	65	2.1	1.49
9.	DeWayne Reed-AU	JR	36	134	3.7	92	2.6	1.46
10.	Dustin Ware-UG	FR	32	108	3.4	75	2.3	1.44
11.	Courtney Fortson-AR	FR	29	172	5.9	128	4.4	1.34
12.	Devan Downey-SC	JR	31	140	4.5	108	3.5	1.30

OFFENSIVE REBOUNDS


#	Player-Team	Cl	G	No.	Avg/G
1.	Korvtney Barber-AU	SR	36	133	3.69
2.	Michael Washington-AR	JR	30	105	3.50
3.	JaMychal Green-UA	FR	32	110	3.44
4.	Mike Holmes-SC	SO	31	95	3.06
5.	Murphy Holloway-UM	FR	31	93	3.00
6.	Jarvis Varnado-MS	JR	36	103	2.86
7.	Alonzo Gee-UA	SR	32	91	2.84
8.	Wayne Chism-UT	JR	34	94	2.76
9.	Patrick Patterson-UK	SO	34	92	2.71
10.	Jeffery Taylor-VU	JR	31	82	2.65

DEFENSIVE REBOUNDS

#	Player-Team	Cl	G	No.	Avg/G
1.	Patrick Patterson-UK	SO	34	224	6.59
2.	Michael Washington-AR	JR	30	189	6.30
3.	Korvtney Barber-AU	SR	36	214	5.94
	Jarvis Varnado-MS	JR	36	214	5.94
5.	A.J. Ogilvy-VU	SO	29	156	5.38
6.	Trey Thompkins-UG	FR	28	148	5.29
7.	Wayne Chism-UT	JR	34	179	5.26
8.	Chris Johnson-LS	SR	35	172	4.91
9.	Mike Holmes-SC	SO	31	145	4.68
10.	Tasmin Mitchell-LS	JR	35	159	4.54



Michael Washington led the SEC in rebounding and ranked ninth in scoring last season.



2008/09 SEC Individual Statistics (SEC Games Only)

To be ranked, a player must appear in at least 75.0% of their team's games.

SCORING

##	Player-Team	Cl	G	FG	3FG	FT	Pts	Avg/G
1.	Jodie Meeks-UK	JR	16	122	53	102	399	24.9
2.	Marcus Thornton-LS	SR	16	118	37	90	363	22.7
3.	Devan Downey-SC	JR	16	120	35	43	318	19.9
4.	Nick Calathes-UF	SO	16	97	39	62	295	18.4
	Terrico White-UM	FR	16	106	46	37	295	18.4
6.	Tasmin Mitchell-LS	JR	16	110	7	67	294	18.4
7.	Patrick Patterson-UK	SO	14	94	0	53	241	17.2
8.	Tyler Smith-UT	JR	16	92	18	73	275	17.2
9.	David Huertas-UM	JR	15	78	35	54	245	16.3
10.	Zam Fredrick-SC	SR	16	84	36	47	251	15.7
11.	A.J. Ogilvy-VU	SO	15	81	4	60	226	15.1
12.	Alonzo Gee-UA	SR	16	88	16	48	240	15.0
	Courtney Fortson-AR	FR	15	86	17	36	225	15.0
14.	Terrance Woodbury-UG	SR	16	75	28	49	227	14.2
15.	Wayne Chism-UT	JR	16	82	22	36	222	13.9
16.	Michael Washington-AR	JR	16	87	3	41	218	13.6
	DeWayne Reed-AU	JR	16	74	30	40	218	13.6
18.	Jermaine Beal-VU	JR	16	68	33	48	217	13.6
19.	Dee Bost-MS	FR	16	58	33	67	216	13.5
20.	Barry Stewart-MS	JR	16	58	38	61	215	13.4
21.	Jarvis Varnado-MS	JR	16	80	0	50	210	13.1
22.	Senario Hillman-UA	SO	16	79	19	32	209	13.1
23.	Tay Waller-AU	JR	16	68	46	25	207	12.9
24.	Korvotney Barber-AU	SR	16	83	0	39	205	12.8
25.	Raven Johnson-MS	SO	16	70	42	18	200	12.5
26.	Rotnei Clarke-AR	FR	16	67	46	17	197	12.3
27.	Mikhail Torrance-UA	JR	15	58	18	50	184	12.3
28.	Rasheem Barrett-AU	SR	16	78	11	24	191	11.9
29.	Alex Tyus-UF	SO	16	81	0	27	189	11.8
30.	Jeffery Taylor-VU	FR	16	64	4	53	185	11.6
	JaMychal Green-UA	FR	16	67	0	51	185	11.6

REBOUNDING

##	Player-Team	Cl	G	OFF	DEF	TOT	Avg/G
1.	Korvotney Barber-AU	SR	16	70	111	181	11.3
2.	Michael Washington-AR	JR	16	55	87	142	8.9
3.	Patrick Patterson-UK	SO	14	47	73	120	8.6
4.	Jarvis Varnado-MS	JR	16	50	81	131	8.2
5.	Tasmin Mitchell-LS	JR	16	47	82	129	8.1
6.	JaMychal Green-UA	FR	16	60	66	126	7.9
	Trey Thompkins-UG	FR	16	34	92	126	7.9
8.	Chris Johnson-LS	SR	16	43	80	123	7.7
9.	Murphy Holloway-UM	FR	16	52	67	119	7.4
10.	Wayne Chism-UT	JR	16	44	73	117	7.3
11.	Alonzo Gee-UA	SR	16	48	67	115	7.2
12.	A.J. Ogilvy-VU	SO	15	24	81	105	7.0
13.	Mike Holmes-SC	SO	16	37	73	110	6.9
14.	Malcolm White-UM	SO	16	42	64	106	6.6
15.	Phil Turner-MS	SO	16	25	75	100	6.3
	Jeffery Taylor-VU	FR	16	47	53	100	6.3
17.	Dominique Archie-SC	JR	16	41	57	98	6.1
18.	Marcus Thornton-LS	SR	16	26	70	96	6.0
19.	Nick Calathes-UF	SO	16	12	83	95	5.9
20.	Tyler Smith-UT	JR	16	31	61	92	5.8
21.	Perry Stevenson-UK	JR	16	25	66	91	5.7
22.	Chandler Parsons-UF	SO	16	32	58	90	5.6
23.	Alex Tyus-UF	SO	16	30	58	88	5.5
24.	Courtney Fortson-AR	FR	15	26	55	81	5.4
25.	Lucas Hargrove-AU	JR	16	23	63	86	5.4
26.	Muldrow, Sam-SC	FR	16	38	46	84	5.3
27.	Jason Henry-AR	FR	16	34	48	82	5.1
28.	Garrett Temple-LS	SR	16	20	59	79	4.9
	Justin Knox-UA	SO	16	27	52	79	4.9
	Terrance Woodbury-UG	SR	16	22	57	79	4.9
	Brian Williams-UT	SO	16	32	47	79	4.9

FIELD GOAL PCT (Min. 5.0 made per game)

##	Player-Team	Cl	G	FG	FGA	Pct
1.	A.J. Ogilvy-VU	SO	15	81	145	.559
2.	Alex Tyus-UF	SO	16	81	148	.547
3.	Tasmin Mitchell-LS	JR	16	110	204	.539
4.	Korvotney Barber-AU	SR	16	83	154	.539
5.	Patrick Patterson-UK	SO	14	94	179	.525
6.	Jarvis Varnado-MS	JR	16	80	156	.513
7.	Michael Washington-AR	JR	16	87	170	.512
8.	Nick Calathes-UF	SO	16	97	208	.466
9.	Marcus Thornton-LS	SR	16	118	254	.465
10.	Wayne Chism-UT	JR	16	82	179	.458

3-POINT FG PCT (Min. 2.5 made per game)

##	Player-Team	Cl	G	3FG	FGA	Pct
1.	Jodie Meeks-UK	JR	16	53	135	.393
2.	Tay Waller-AU	JR	16	46	121	.380
	Rotnei Clarke-AR	FR	16	46	121	.380
4.	Raven Johnson-MS	SO	16	42	111	.378
5.	Terrico White-UM	FR	16	46	129	.357

3-POINT FG MADE

##	Player-Team	Cl	G	3FG	Avg/G
1.	Jodie Meeks-UK	JR	16	53	3.31
2.	Tay Waller-AU	JR	16	46	2.88
	Terrico White-UM	FR	16	46	2.88
	Rotnei Clarke-AR	FR	16	46	2.88
5.	Raven Johnson-MS	SO	16	42	2.63
6.	Nick Calathes-UF	SO	16	39	2.44
7.	Barry Stewart-MS	JR	16	38	2.38
8.	David Huertas-UM	JR	15	35	2.33
9.	Marcus Thornton-LS	SR	16	37	2.31
10.	Zam Fredrick-SC	SR	16	36	2.25

FREE THROW PCT (Min. 2.5 made per game)

##	Player-Team	Cl	G	FTM	FTA	Pct
1.	Jodie Meeks-UK	JR	16	102	114	.895
2.	Mikhail Torrance-UA	JR	15	50	56	.893
3.	Terrance Woodbury-UG	SR	16	49	60	.817
4.	Marcus Thornton-LS	SR	16	90	114	.789
5.	Jermaine Beal-VU	JR	16	48	61	.787
6.	Tyler Smith-UT	JR	16	73	93	.785
7.	David Huertas-UM	JR	15	54	69	.783
8.	Barry Stewart-MS	JR	16	61	78	.782
9.	Patrick Patterson-UK	SO	14	53	70	.757
10.	Dee Bost-MS	FR	16	67	89	.753
11.	Zach Graham-UM	SO	16	45	61	.738
12.	Tasmin Mitchell-LS	JR	16	67	91	.736

ASSISTS

##	Player-Team	Cl	G	Assists	Avg/G
1.	Nick Calathes-UF	SO	16	99	6.19
2.	Courtney Fortson-AR	FR	15	77	5.13
3.	Devan Downey-SC	JR	16	75	4.69
4.	Dee Bost-MS	FR	16	71	4.44
5.	Garrett Temple-LS	SR	16	62	3.88
6.	J.P. Prince-UT	JR	16	59	3.69
7.	Dustin Ware-UG	FR	16	57	3.56
8.	DeWayne Reed-AU	JR	16	56	3.50
9.	Tyler Smith-UT	JR	16	54	3.38
10.	Mikhail Torrance-UA	JR	15	49	3.27
11.	Brad Tinsley-VU	FR	16	47	2.94
12.	Jermaine Beal-VU	JR	16	45	2.81

BLOCKED SHOTS

##	Player-Team	Cl	G	Blocks	Avg/G
1.	Jarvis Varnado-MS	JR	16	61	3.81
2.	Chris Johnson-LS	SR	16	54	3.38
3.	Muldrow, Sam-SC	FR	16	32	2.00
	Patrick Patterson-UK	SO	14	28	2.00
5.	A.J. Ogilvy-VU	SO	15	26	1.73
6.	JaMychal Green-UA	FR	16	26	1.63
7.	Perry Stevenson-UK	JR	16	25	1.56
8.	Michael Washington-AR	JR	16	24	1.50
9.	Korvotney Barber-AU	SR	16	21	1.31
10.	Malcolm White-UM	SO	16	20	1.25
11.	Dominique Archie-SC	JR	16	18	1.13
12.	Wayne Chism-UT	JR	16	14	0.88
	Kenny Kadij-UF	FR	16	14	0.88
	Tasmin Mitchell-LS	JR	16	14	0.88

STEALS

##	Player-Team	Cl	G	Steals	Avg/G
1.	Devan Downey-SC	JR	16	47	2.94
2.	Nick Calathes-UF	SO	16	31	1.94
3.	Anthony Brock-UA	JR	13	24	1.85
4.	DeWayne Reed-AU	JR	16	29	1.81
	Phil Turner-MS	SO	16	29	1.81
6.	Tasmin Mitchell-LS	JR	16	28	1.75
7.	Barry Stewart-MS	JR	16	26	1.63
8.	Marcus Thornton-LS	SR	16	25	1.56
9.	Dee Bost-MS	FR	16	24	1.50
	J.P. Prince-UT	JR	16	24	1.50
11.	Dan Werner-UF	JR	16	23	1.44
	Senario Hillman-UA	SO	16	23	1.44
13.	Courtney Fortson-AR	FR	15	21	1.40
14.	Mike Holmes-SC	SO	16	22	1.38
15.	Corey Butler-UG	SR	16	20	1.25

ASSIST/TURNOVER RATIO (Min. 3.0 assists/game)

##	Player-Team	Cl	G	Asst	Turn	Avg Ratio		
1.	J.P. Prince-UT	JR	16	59	3.7	29	1.8	2.03
2.	Garrett Temple-LS	SR	16	62	3.9	33	2.1	1.88
3.	Mikhail Torrance-UA	JR	15	49	3.3	27	1.8	1.81
4.	Nick Calathes-UF	SO	16	99	6.2	55	3.4	1.80
5.	Tyler Smith-UT	JR	16	54	3.4	33	2.1	1.64
6.	Dee Bost-MS	FR	16	71	4.4	45	2.8	1.58
7.	DeWayne Reed-AU	JR	16	56	3.5	39	2.4	1.44
8.	Dustin Ware-UG	FR	16	57	3.6	41	2.6	1.39
9.	Devan Downey-SC	JR	16	75	4.7	61	3.8	1.23
10.	Courtney Fortson-AR	FR	15	77	5.1	68	4.5	1.13

OFFENSIVE REBOUNDS

##	Player-Team	Cl	G	No.	Avg/G
1.	Korvotney Barber-AU	SR	16	70	4.38
2.	JaMychal Green-UA	FR	16	60	3.75
3.	Michael Washington-AR	JR	16	55	3.44
4.	Patrick Patterson-UK	SO	14	47	3.36
5.	Murphy Holloway-UM	FR	16	52	3.25
6.	Jarvis Varnado-MS	JR	16	50	3.13
7.	Alonzo Gee-UA	SR	16	48	3.00
8.	Tasmin Mitchell-LS	JR	16	47	2.94
	Jeffery Taylor-VU	FR	16	47	2.94
10.	Wayne Chism-UT	JR	16	44	2.75

DEFENSIVE REBOUNDS

##	Player-Team	Cl	G	No.	Avg/G
1.	Korvotney Barber-AU	SR	16	111	6.94
2.	Trey Thompkins-UG	FR	16	92	5.75
3.	Michael Washington-AR	JR	16	87	5.44
4.	A.J. Ogilvy-VU	SO	15	81	5.40
5.	Patrick Patterson-UK	SO	14	73	5.21
6.	Nick Calathes-UF	SO	16	83	5.19
7.	Tasmin Mitchell-LS	JR	16	82	5.13
8.	Jarvis Varnado-MS	JR	16	81	5.06
9.	Chris Johnson-LS				

2008/09 SEC Team Statistics (All Games)



SCORING OFFENSE

##	Team	G	W-L	Pts	Avg/G
1.	Tennessee	34	21-13	2665	78.4
2.	South Carolina	31	21-10	2425	78.2
3.	Florida	36	25-11	2774	77.1
4.	LSU	35	27-8	2617	74.8
5.	Arkansas	30	14-16	2238	74.6
6.	Mississippi State	36	23-13	2677	74.4
7.	Kentucky	36	22-14	2669	74.1
8.	Alabama	32	18-14	2349	73.4
9.	Auburn	36	24-12	2620	72.8
10.	Ole Miss	31	16-15	2254	72.7
11.	Vanderbilt	31	19-12	2185	70.5
12.	Georgia	32	12-20	2077	64.9

SCORING DEFENSE

##	Team	G	Pts	Avg/G
1.	Auburn	36	2354	65.4
2.	Vanderbilt	31	2033	65.6
3.	LSU	35	2316	66.2
4.	Kentucky	36	2386	66.3
5.	Florida	36	2427	67.4
6.	Mississippi State	36	2479	68.9
7.	Georgia	32	2237	69.9
8.	Alabama	32	2254	70.4
9.	South Carolina	31	2209	71.3
10.	Ole Miss	31	2241	72.3
11.	Tennessee	34	2465	72.5
12.	Arkansas	30	2213	73.8

REBOUNDING OFFENSE

##	Team	G	Reb	Avg/G
1.	Alabama	32	1264	39.5
2.	LSU	35	1365	39.0
3.	Tennessee	34	1316	38.7
4.	Mississippi State	36	1384	38.4
5.	Arkansas	30	1129	37.6
6.	Georgia	32	1203	37.6
7.	Ole Miss	31	1151	37.1
8.	Kentucky	36	1330	36.9
9.	Vanderbilt	31	1144	36.9
10.	Auburn	36	1323	36.8
11.	South Carolina	31	1114	35.9
12.	Florida	36	1234	34.3

REBOUNDING DEFENSE

##	Team	G	Reb	Avg/G
1.	Kentucky	36	1151	32.0
2.	Vanderbilt	31	997	32.2
3.	LSU	35	1185	33.9
4.	Florida	36	1221	33.9
5.	Tennessee	34	1167	34.3
6.	Arkansas	30	1079	36.0
7.	Ole Miss	31	1126	36.3
8.	Auburn	36	1326	36.8
9.	Georgia	32	1179	36.8
10.	Alabama	32	1185	37.0
11.	South Carolina	31	1198	38.6
12.	Mississippi State	36	1419	39.4

FIELD GOAL PERCENTAGES

##	Team	G	FG	FGA	Pct
1.	Kentucky	36	933	1940	.481
2.	Florida	36	1018	2134	.477
3.	Tennessee	34	957	2105	.455
4.	Vanderbilt	31	740	1642	.451
5.	South Carolina	31	891	1986	.449
6.	LSU	35	937	2093	.448
7.	Alabama	32	845	1913	.442
8.	Auburn	36	928	2116	.439
9.	Arkansas	30	797	1821	.438
10.	Ole Miss	31	792	1830	.433
11.	Mississippi State	36	890	2058	.432
12.	Georgia	32	759	1842	.412

FIELD GOAL PCT DEFENSE

##	Team	G	FG	FGA	Pct
1.	Kentucky	36	822	2114	.389
2.	Mississippi State	36	903	2296	.393
3.	Vanderbilt	31	713	1789	.399
4.	Auburn	36	811	1992	.407
5.	LSU	35	820	2005	.409
6.	Alabama	32	810	1975	.410
7.	Georgia	32	827	1932	.428
8.	Ole Miss	31	789	1829	.431
9.	South Carolina	31	787	1807	.436
10.	Tennessee	34	864	1950	.443
11.	Florida	36	900	2027	.444
12.	Arkansas	30	796	1791	.444

3-POINT FG PCT

##	Team	G	FG	FGA	Pct
1.	LSU	35	213	572	.372
2.	South Carolina	31	215	579	.371
3.	Florida	36	294	802	.367
4.	Mississippi State	36	296	819	.361
5.	Kentucky	36	202	572	.353
6.	Georgia	32	204	597	.342
7.	Ole Miss	31	215	633	.340
8.	Vanderbilt	31	190	561	.339
9.	Auburn	36	278	832	.334
10.	Arkansas	30	202	608	.332
11.	Alabama	32	157	479	.328
12.	Tennessee	34	229	728	.315

3-POINT FG PCT DEFENSE

##	Team	G	FG	FGA	Pct
1.	Alabama	32	219	701	.312
2.	LSU	35	188	596	.315
3.	Ole Miss	31	208	639	.326
4.	Auburn	36	260	788	.330
5.	Georgia	32	207	627	.330
6.	South Carolina	31	161	485	.332
7.	Tennessee	34	245	728	.337
8.	Mississippi State	36	236	701	.337
9.	Florida	36	248	707	.351
10.	Kentucky	36	256	728	.352
11.	Vanderbilt	31	213	597	.357
12.	Arkansas	30	244	661	.369

3-POINT FG MADE

##	Team	G	3FG	Avg/G
1.	Mississippi State	36	296	8.22
2.	Florida	36	294	8.17
3.	Auburn	36	278	7.72
4.	Ole Miss	31	215	6.94
5.	South Carolina	31	215	6.94
6.	Tennessee	34	229	6.74
7.	Arkansas	30	202	6.73
8.	Georgia	32	204	6.38
9.	Vanderbilt	31	190	6.13
10.	LSU	35	213	6.09
11.	Kentucky	36	202	5.61
12.	Alabama	32	157	4.91

FREE THROW PCT

##	Team	G	FTM	FTA	Pct
1.	Kentucky	36	601	777	.773
2.	Ole Miss	31	455	625	.728
3.	Vanderbilt	31	515	719	.716
4.	LSU	35	530	740	.716
5.	Mississippi State	36	601	847	.710
6.	Alabama	32	502	711	.706
7.	Florida	36	444	641	.693
8.	Tennessee	34	522	772	.676
9.	Arkansas	30	442	679	.651
10.	South Carolina	31	428	670	.639
11.	Georgia	32	355	556	.638
12.	Auburn	36	486	802	.606

ASSISTS

##	Team	G	Assists	Avg/G
1.	Florida	36	605	16.81
2.	Tennessee	34	554	16.29
3.	Kentucky	36	567	15.75
4.	LSU	35	529	15.11
5.	Auburn	36	507	14.08
6.	Georgia	32	417	13.03
7.	Arkansas	30	390	13.00
8.	Vanderbilt	31	389	12.55
9.	Mississippi State	36	447	12.42
10.	Ole Miss	31	362	11.68
11.	Alabama	32	357	11.16
12.	South Carolina	31	341	11.00

BLOCKED SHOTS

##	Team	G	Blocks	Avg/G
1.	Mississippi State	36	271	7.53
2.	Kentucky	36	238	6.61
3.	LSU	35	212	6.06
4.	South Carolina	31	155	5.00
5.	Alabama	32	144	4.50
6.	Vanderbilt	31	137	4.42
7.	Georgia	32	122	3.81
8.	Tennessee	34	124	3.65
9.	Auburn	36	123	3.42
10.	Ole Miss	31	103	3.32
11.	Arkansas	30	86	2.87
12.	Florida	36	97	2.69

STEALS

##	Team	G	Steals	Avg/G
1.	South Carolina	31	284	9.16
2.	Auburn	36	327	9.08
3.	Florida	36	294	8.17
4.	LSU	35	267	7.63
5.	Arkansas	30	227	7.57
6.	Alabama	32	235	7.34
7.	Georgia	32	233	7.28
8.	Mississippi State	36	250	6.94
9.	Tennessee	34	225	6.62
10.	Kentucky	36	238	6.61
11.	Vanderbilt	31	174	5.61
12.	Ole Miss	31	173	5.58

SCORING MARGIN

##	Team	G	OFF	DEF	Margin
1.	Florida	36	77.1	67.4	+9.6
2.	LSU	35	74.8	66.2	+8.6
3.	Kentucky	36	74.1	66.3	+7.9
4.	Auburn	36	72.8	65.4	+7.4
5.	South Carolina	31	78.2	71.3	+7.0
6.	Tennessee	34	78.4	72.5	+5.9
7.	Mississippi State	36	74.4	68.9	+5.5
8.	Vanderbilt	31	70.5	65.6	+4.9
9.	Alabama	32	73.4	70.4	+3.0
10.	Arkansas	30	74.6	73.8	+0.8
11.	Ole Miss	31	72.7	72.3	+0.4
12.	Georgia	32	64.9	69.9	-5.0

REBOUNDING MARGIN

##	Team	G	TEAM	Avg	OPP	Avg	Margin
1.	LSU	35	1365	39.0	1185	33.9	+5.1
2.	Kentucky	36	1330	36.9	1151	32.0	+5.0
3.	Vanderbilt	31	1144	36.9	997	32.2	+4.7
4.	Tennessee	34	1316	38.7	1167	34.3	+4.4
5.	Alabama	32	1264	39.5	1185	37.0	+2.5
6.	Arkansas	30	1129	37.6	1079	36.0	+1.7
7.	Ole Miss	31	1151	37.1	1126	36.3	+0.8
8.	Georgia	32	1203	37.6	1179	36.8	+0.8
9.	Florida	36	1234	34.3	1221	33.9	+0.4
10.	Auburn	36	1323	36.8	1326	36.8	-0.1
11.	Mississippi State	36	1384	38.4	1419	39.4	-1.0
12.	South Carolina	31	1114	35.9	1198	38.6	-2.7

TURNOVER MARGIN

##	Team	G	TEAM	Avg	OPP	Avg	Margin
1.	South Carolina	31	421	13.6	604	19.5	+5.90
2.	Auburn	36	470	13.1	586	16.3	+3.22
3.	Florida	36	434	12.1	543	15.1	+3.03
4.	Tennessee	34	452	13.3	513	15.1	+1.79
5.	Arkansas	30	419	14.0	455	15.2	+1.20
6.	LSU	35	425	12.1	461	13.2	+1.03
7.	Alabama	32	464	14.5	462	14.4	-0.06
8.	Mississippi State	36	518	14.4	488	13.6	-0.83
9.	Ole Miss	31	409	13.2	375	12.1	-1.10
10.	Vanderbilt	31	466	15.0	390	12.6	-2.45
11.	Kentucky	36	610	16.9	517	14.4	-2.58
12.	Georgia	32	556	17.4	473	14.8	-2.59

ASSIST/TURNOVER RATIO

##	Team	G	Asst	Avg	Turn	Avg	Ratio
1.	Florida	36	605	16.8	4		

2008/09 SEC Team Statistics (SEC Games Only)

SCORING OFFENSE

##	Team	G	W-L	Pts	Avg/G
1.	Florida	16	9-7	1229	76.8
2.	South Carolina	16	10-6	1228	76.8
3.	LSU	16	13-3	1217	76.1
4.	Tennessee	16	10-6	1203	75.2
5.	Mississippi State	16	9-7	1191	74.4
6.	Alabama	16	7-9	1183	73.9
7.	Auburn	16	10-6	1163	72.7
8.	Ole Miss	16	7-9	1155	72.2
9.	Kentucky	16	8-8	1131	70.7
10.	Arkansas	16	2-14	1121	70.1
11.	Vanderbilt	16	8-8	1114	69.6
12.	Georgia	16	3-13	991	61.9

SCORING DEFENSE

##	Team	G	Pts	Avg/G
1.	Kentucky	16	1084	67.8
2.	Auburn	16	1092	68.2
3.	LSU	16	1097	68.6
4.	Vanderbilt	16	1133	70.8
5.	Tennessee	16	1148	71.8
6.	Florida	16	1157	72.3
7.	Ole Miss	16	1182	73.9
8.	Georgia	16	1192	74.5
	Mississippi State	16	1192	74.5
10.	Alabama	16	1198	74.9
11.	South Carolina	16	1199	74.9
12.	Arkansas	16	1252	78.2

REBOUNDING OFFENSE

##	Team	G	Reb	Avg/G
1.	LSU	16	636	39.8
2.	Ole Miss	16	634	39.6
3.	Alabama	16	608	38.0
4.	Georgia	16	588	36.8
5.	Vanderbilt	16	587	36.7
6.	Auburn	16	583	36.4
7.	Kentucky	16	581	36.3
8.	Mississippi State	16	574	35.9
9.	Tennessee	16	559	34.9
10.	Arkansas	16	557	34.8
11.	South Carolina	16	550	34.4
12.	Florida	16	529	33.1

REBOUNDING DEFENSE

##	Team	G	Reb	Avg/G
1.	Vanderbilt	16	512	32.0
2.	Kentucky	16	530	33.1
3.	Tennessee	16	544	34.0
4.	LSU	16	562	35.1
5.	Ole Miss	16	572	35.8
6.	Florida	16	575	35.9
7.	Alabama	16	590	36.9
8.	Auburn	16	594	37.1
9.	Georgia	16	600	37.5
10.	Arkansas	16	609	38.1
11.	Mississippi State	16	639	39.9
12.	South Carolina	16	659	41.2

FIELD GOAL PERCENTAGES

##	Team	G	FG	FGA	Pct
1.	Tennessee	16	444	955	.465
2.	Florida	16	443	955	.464
3.	Kentucky	16	385	846	.455
4.	LSU	16	431	953	.452
5.	Vanderbilt	16	384	853	.450
6.	Alabama	16	420	945	.444
7.	Auburn	16	430	980	.439
8.	South Carolina	16	450	1031	.436
9.	Ole Miss	16	414	965	.429
10.	Arkansas	16	415	996	.417
11.	Mississippi State	16	389	943	.413
12.	Georgia	16	356	916	.389

FIELD GOAL PCT DEFENSE

##	Team	G	FG	FGA	Pct
1.	Kentucky	16	377	945	.399
2.	LSU	16	398	969	.411
3.	Auburn	16	378	904	.418
4.	Alabama	16	426	992	.429
5.	Ole Miss	16	403	937	.430
6.	Vanderbilt	16	399	926	.431
7.	Mississippi State	16	427	982	.435
8.	Georgia	16	439	975	.450
9.	Tennessee	16	406	896	.453
10.	South Carolina	16	428	939	.456
11.	Florida	16	435	930	.468
12.	Arkansas	16	445	943	.472

3-POINT FG PCT

##	Team	G	FG	FGA	Pct
1.	Florida	16	145	373	.389
2.	Alabama	16	80	215	.372
3.	Kentucky	16	94	257	.366
4.	Mississippi State	16	156	427	.365
5.	South Carolina	16	123	337	.365
6.	LSU	16	93	262	.355
7.	Auburn	16	121	358	.338
8.	Ole Miss	16	117	352	.332
9.	Georgia	16	108	325	.332
10.	Vanderbilt	16	94	284	.331
11.	Tennessee	16	106	328	.323
12.	Arkansas	16	108	356	.303

3-POINT FG PCT DEFENSE

##	Team	G	FG	FGA	Pct
1.	LSU	16	81	277	.292
2.	Auburn	16	110	354	.311
3.	Ole Miss	16	115	355	.324
4.	South Carolina	16	78	240	.325
5.	Tennessee	16	115	336	.342
6.	Alabama	16	127	370	.343
7.	Kentucky	16	114	323	.353
8.	Georgia	16	113	317	.356
9.	Mississippi State	16	113	314	.360
10.	Vanderbilt	16	123	333	.369
11.	Florida	16	117	316	.370
12.	Arkansas	16	139	339	.410

3-POINT FG MADE

##	Team	G	3FG	Avg/G
1.	Mississippi State	16	156	9.75
2.	Florida	16	145	9.06
3.	South Carolina	16	123	7.69
4.	Auburn	16	121	7.56
5.	Ole Miss	16	117	7.31
6.	Georgia	16	108	6.75
	Arkansas	16	108	6.75
8.	Tennessee	16	106	6.63
9.	Vanderbilt	16	94	5.88
	Kentucky	16	94	5.88
11.	LSU	16	93	5.81
12.	Alabama	16	80	5.00

FREE THROW PCT

##	Team	G	FTM	FTA	Pct
1.	Kentucky	16	267	347	.769
2.	LSU	16	262	359	.730
3.	Mississippi State	16	257	355	.724
4.	Alabama	16	263	373	.705
5.	Florida	16	198	284	.697
6.	Vanderbilt	16	252	363	.694
7.	Ole Miss	16	210	306	.686
8.	Georgia	16	171	257	.665
9.	Arkansas	16	183	281	.651
10.	Tennessee	16	209	324	.645
11.	South Carolina	16	205	340	.603
12.	Auburn	16	182	302	.603

ASSISTS

##	Team	G	Assists	Avg/G
1.	Florida	16	251	15.69
2.	Tennessee	16	246	15.38
3.	LSU	16	241	15.06
4.	Kentucky	16	218	13.63
5.	Auburn	16	213	13.31
6.	Mississippi State	16	197	12.31
7.	Alabama	16	190	11.88
8.	Georgia	16	187	11.69
9.	Arkansas	16	186	11.63
10.	Ole Miss	16	185	11.56
11.	Vanderbilt	16	180	11.25
12.	South Carolina	16	157	9.81

BLOCKED SHOTS

##	Team	G	Blocks	Avg/G
1.	Kentucky	16	103	6.44
2.	LSU	16	99	6.19
	Mississippi State	16	99	6.19
4.	South Carolina	16	83	5.19
5.	Alabama	16	72	4.50
6.	Vanderbilt	16	66	4.13
7.	Tennessee	16	56	3.50
8.	Auburn	16	53	3.31
9.	Ole Miss	16	51	3.19
10.	Arkansas	16	43	2.69
	Georgia	16	41	2.56
	Florida	16	41	2.56

STEALS

##	Team	G	Steals	Avg/G
1.	South Carolina	16	137	8.56
2.	Mississippi State	16	126	7.88
3.	Auburn	16	125	7.81
	Arkansas	16	125	7.81
5.	Alabama	16	116	7.25
	Florida	16	116	7.25
7.	LSU	16	110	6.88
8.	Kentucky	16	106	6.63
9.	Georgia	16	105	6.56
10.	Tennessee	16	104	6.50
11.	Vanderbilt	16	80	5.00
12.	Ole Miss	16	77	4.81

SCORING MARGIN

##	Team	G	OFF	DEF	Margin
1.	LSU	16	76.1	68.6	+7.5
2.	Florida	16	76.8	72.3	+4.5
3.	Auburn	16	72.7	68.2	+4.4
4.	Tennessee	16	75.2	71.8	+3.4
5.	Kentucky	16	70.7	67.8	+2.9
6.	South Carolina	16	76.8	74.9	+1.8
7.	Mississippi State	16	74.4	74.5	-0.1
8.	Alabama	16	73.9	74.9	-0.9
9.	Vanderbilt	16	69.6	70.8	-1.2
10.	Ole Miss	16	72.2	73.9	-1.7
11.	Arkansas	16	70.1	78.2	-8.2
12.	Georgia	16	61.9	74.5	-12.6

REBOUNDING MARGIN

##	Team	G	TEAM	Avg	OPP	Avg	Margin
1.	Vanderbilt	16	587	36.7	512	32.0	+4.7
2.	LSU	16	636	39.8	562	35.1	+4.6
3.	Ole Miss	16	634	39.6	572	35.8	+3.9
4.	Kentucky	16	581	36.3	530	33.1	+3.2
5.	Alabama	16	608	38.0	590	36.9	+1.1
6.	Tennessee	16	559	34.9	544	34.0	+0.9
7.	Auburn	16	583	36.4	594	37.1	-0.7
8.	Georgia	16	588	36.8	600	37.5	-0.8
9.	Florida	16	529	33.1	575	35.9	-2.9
10.	Arkansas	16	557	34.8	609	38.1	-3.2
11.	Mississippi State	16	574	35.9	639	39.9	-4.1
12.	South Carolina	16	550	34.4	659	41.2	-6.8

TURNOVER MARGIN

##	Team	G	TEAM	Avg	OPP	Avg	Margin
1.	South Carolina	16	218	13.6	311	19.4	+5.81
2.	Auburn	16	190	11.9	238	14.9	+3.00
3.	Tennessee	16	195	12.2	241	15.1	+2.88
4.	Florida	16	184	11.5	225	14.1	+2.56
5.	Arkansas	16	221	13.8	241	15.1	+1.25
6.	Mississippi State	16	208	13.0	227	14.2	+1.19
7.	LSU	16	201	12.6	195	12.2	-0.38
8.	Alabama	16	242	15.1	226	14.1	-1.00
9.	Ole Miss	16	219	13.7	168	10.5	-3.19
10.	Kentucky	16	272	17.0	218	13.6	-3.38
11.	Vanderbilt	16	247	15.4	190	11.9	-3.56
12.	Georgia	16	288	18.0	205	12.8	-5.19

ASSIST/TURNOVER RATIO

##	Team	G	Asst	Avg	Turn	Avg	Ratio
1.	Florida	16	251	15.7	184	11.5	1.36
2.	Tennessee	16	246	15.4	195	12.2	1.26
3.	LSU	16	241	15.1	201	12.6	1.20
4.	Auburn	16	213	13.3	190	11.9	1.12
5.	Mississippi State	16	197	12.3	208	13.0	0.95
6.	Ole Miss	16	185	11.6	219	13.7	0.84
7.	Arkansas	16	186	11.6	221	13.8	0.84
8.	Kentucky	16	218	13.6</			



ARKANSAS BASKETBALL



The Arkansas basketball team has a tremendous history which includes a national championship, six Final Four appearances and 30 NCAA Tournament bids. Those credentials and a rabid fan base have helped build Bud Walton Arena, one of the best basketball facilities in the nation.



RAZORBACK

Bud Walton Arena

The Basketball Palace of Mid-America



Arkansas has played in Bud Walton Arena – The Basketball Palace of Mid-America - for 16 years and has drawn more than 4.4 million fans. In that time it has ranked among national attendance leaders every season and the Hogs have won 80 percent of its games.

When Arkansas joined the Southeastern Conference in August of 1990, then Razorback Athletic Director Frank Broyles knew the athletic facilities had to be upgraded to contend in America's most nationally competitive league.

His attention turned immediately to basketball. The Hogs were very successful, coming off a Final Four trip earlier that year, but had just a 9,000-seat home, Barnhill Arena.

One day, Bud Walton, co-founder of Wal-Mart, visited Broyles and asked him what Arkansas needed most to be competitive in the SEC. Broyles mentioned the need for additional basketball seats and was asked by Walton what a new arena would cost. The figure \$30 million was discussed and Walton offered to pay half. From that visit, fabulous Bud Walton Arena was born.

Groundbreaking to grand opening was accomplished in a remarkable 18 months. The Razorbacks played in Bud Walton for the first time in November of 1993. Everything went perfectly during the first full year. Not only did Arkansas sell out the arena, the Razorbacks were unbeaten in their new home (16-0) and won the 1994 national championship.

The Hogs carry a 210-50 (.808) record into the 2010 season.

In 16 seasons, Arkansas has an all-time average attendance of 17,160 in Bud Walton Arena. Arkansas has ranked in the top 15 nationally in attendance every year in BWA, including a No. 11 ranking in 2009 with an average of 16,043 per game.

Entering the 2010 campaign, Arkansas has a combined mark of 514-144 in its last two homes for an outstanding home winning percentage of .781 over the last 52 years.

Bud Walton Arena houses a deluxe museum on the ground level that includes a tribute to Arkansas' 1994 NCAA champion-

ship and multiple Final Four appearances as well as the history of Razorback basketball, track and field, baseball, tennis and golf. Eye-catching displays on the concourse level salute recent Razorback highlights.

Enhancements prior to the 2009 season included the addition of courtside seating, electronic signage at the scorer's table, new retractable seats in the lower level, electronic ribbon boards along the bottom of the upper deck, replacing the Razorback on the court with the classic Razorback logo and opening up the student section by converting it from chairback seats to benches.

Eight suites were added prior to the 2008 season, raising the total to 47.

The Razorbacks received an expanded locker room in 2005, which includes a lounge with a spacious meeting area.

The 2004 season marked the debut of a new custom scoreboard in the shape of a basketball hoop. The board, 24 feet, three inches wide by 22 feet tall, features four video screens, each 12 feet, six inches wide by eight feet, 10 inches tall. An LED ring at the top is used to display game statistics.

As captivating as the displays, museum and championship banners are hanging from the arena floor's ceiling, the aspect of the facility demanding the most attention is spirit. Every game still produces an NCAA Tournament-type atmosphere with the exception of the crowd, which is anything but neutral.

According to Rosser International in Atlanta, when the arena was built, there were more seats in less space than in any such facility in the world. It's no wonder the noise level can be absolutely ear-splitting.

From pre-game to post-game, Bud Walton Arena is perfectly choreographed with the band, the spirit groups, the lighting system, the public address, the scoreboard and the team. Each game at Walton Arena is a rich experience leaving Razorback fans hungry for more.

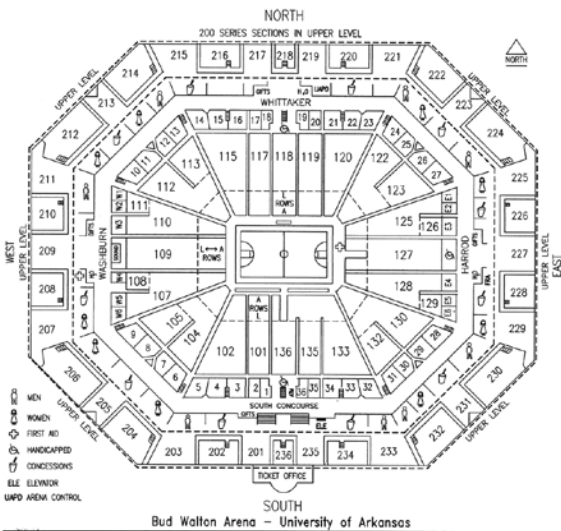



Arkansas' Records at Home

Bud Walton Arena (1994-present)

Year	Record	SEC Record	Attendance	Average	National Rank
1994	16-0 (.1000)	8-0 (1.000)	322,146	20,134	4th
1995	14-1 (.933)	7-1 (.875)	301,212	20,081	4th
1996	14-4 (.778)	6-2 (.750)	346,698	19,261	5th
1997	15-3 (.833)	6-2 (.750)	329,540	18,308	5th*
1998	15-0 (1.000)	8-0 (1.000)	291,089	19,406	4th
1999	14-2 (.875)	6-2 (.750)	292,704	18,294	5th
2000	9-5 (.643)	5-3 (.625)	249,300	17,807	6th
2001	16-2 (.889)	7-1 (.875)	292,057	16,225	9th
2002	11-5 (.688)	5-3 (.625)	241,033	15,065	13th
2003	8-8 (.563)	3-5 (.375)	236,638	14,790	14th
2004	10-6 (.625)	4-4 (.500)	236,676	14,792	13th
2005	13-3 (.813)	5-3 (.625)	252,608	15,788	9th
2006	15-1 (.938)	7-1 (.875)	239,336	14,958	12th
2007	13-3 (.813)	5-3 (.625)	267,520	16,720	9th
2008	15-1 (.938)	7-1 (.875)	274,360	17,148	8th
2009	12-6 (.667)	2-6 (.250)	288,781	16,043	11th
Totals	210-50 (.808)	90-38 (.703)	4,461,698	17,160	16 years in top 15

* national rank based on regular-season average of 19,321





HOME CROWDS OF 20,000 OR MORE

	ATT.	OPPONENT	DATE
1.	20,320	Kentucky	1/26/97
2.	20,298	Auburn	2/24/99
	20,298	Kentucky	1/29/95
4.	20,275	Alabama	1/24/98
5.	20,274	Georgia	3/3/01
6.	20,272	Auburn	3/4/95
7.	20,270	Cincinnati	12/9/95
8.	20,268	Kentucky	1/29/05
	20,268	Alabama	1/24/95
10.	20,266	Kentucky	2/25/01
11.	20,264	LSU	1/31/95
12.	20,262	Alabama	2/16/94
13.	20,260	Memphis	2/9/95
14.	20,258	Missouri	12/6/97
	20,258	Ole Miss	2/18/95
16.	20,256	Missouri	12/5/95
17.	20,248	Ole Miss	2/5/98
	20,248	Alabama	2/28/96
19.	20,246	Vanderbilt	2/1/94
20.	20,242	Mississippi St.	1/11/95
	20,242	Auburn	2/21/98
	20,242	Tulsa	12/23/94
23.	20,230	Florida	2/12/94
24.	20,224	Mississippi St.	3/5/94
25.	20,214	Tennessee	1/7/95
26.	20,212	Missouri	12/2/93
27.	20,208	Louisville	12/21/96
	20,208	Auburn	2/26/94
	20,208	LSU	1/11/94
30.	20,202	South Carolina	2/18/98
31.	20,198	Kentucky	2/20/99
32.	20,190	Georgia	2/15/97
33.	20,186	Providence	1/23/99
34.	20,184	Mississippi St.	2/13/99
	20,184	Delaware St.	12/11/93
36.	20,168	Georgia	1/16/99
	20,168	Montevallo	2/25/95
38.	20,164	Vanderbilt	2/7/98
39.	20,162	Mississippi St.	1/20/96
40.	20,158	LSU	1/30/96
41.	20,118	South Carolina	1/22/94
42.	20,114	LSU	1/27/99
43.	20,104	Ole Miss	1/9/98
	20,104	LSU	1/11/97
	20,104	Arizona	11/17/95
46.	20,102	Murray St.	12/10/94
47.	20,098	Texas Southern	12/28/93
48.	20,096	Ole Miss	1/5/94
49.	20,084	Jackson St.	12/18/93
50.	20,068	Tennessee	2/2/99
51.	20,048	Murray St.	11/29/93
52.	20,034	Montevallo	2/5/94
53.	20,018	Florida A&M	12/21/94
54.	20,014	Centenary	12/6/94
55.	20,008	SMU	1/3/94
56.	20,006	Memphis	2/1/97
57.	20,002	La.-Monroe	11/15/95



The Tommy Boyer Hall of Champions (above and below) features displays dedicated to Arkansas' top teams and players while the concourse includes displays commemorating big moments in Hog history.



UA HOME GAME RECORDS

Most Individual Points: 47, Martin Terry vs. SMU, 2/24/73
Team: 166, vs. U.S. International, 12/9/89
Combined Teams: 267 (UA 166, U.S. International 101), 12/9/89

Most Individual Field Goals: 20, Dean Tolson vs. Texas A&M, 3/2/74
Team: 68, vs. U.S. International, 12/9/89
Combined Teams: 108 (UA 68, U.S. International 40), 12/9/89

Most Individual Field Goals Attempted: 36, Dean Tolson vs. Texas A&M, 3/2/74
Team: 101, vs. U.S. International, 12/9/89
Combined Teams: 201 (UA 97, Western Kentucky 104), 12/3/74

Most Individual Free Throws: 22, Martin Terry vs. Texas A&M, 1/22/72
Team: 55, vs. Rice, 2/5/72
Combined Teams: 96 (UA 55, Rice 41), 2/5/72

Most Individual Rebounds: 23, Nick Davis vs. Jackson St., 11/21/97
Team: 77, vs. Jackson St., 11/22/02
Combined Teams: 114 (UA 50, Western Kentucky 64), 2/3/74

UA Basketball Facilities

While the championship-caliber basketball and the sellout crowds are the most noticeable parts of BWA, what it offers to the basketball program on a daily basis is so much more.

From the spacious locker rooms and team meeting area to the artistically designed shower, Bud Walton provides top-notch accommodations for Arkansas players and coaches. Arkansas' locker room was expanded for the 2005 season and now includes a lounge with a big screen television and computer work stations. It also features a meeting area large enough to comfortably accommodate the entire team and staff.

Arkansas' basketball team utilizes a fully stocked weight room as well as top-notch training facilities.

Even the hallway leading to the basketball offices features a hardwood floor replica complete with court markings and logos.

Razorback basketball history is alive and well in the Tommy Boyer Hall of Champions and in displays on the concourse level. The Yvonne Richardson Great Moments Theater delivers Arkansas' rich history at the touch of a button.

Whether it's players preparing for the next game, fans reliving great moments of the past or crowds anticipating tip-off, one visit and you'll know why Bud Walton Arena is truly "The Basketball Palace of Mid-America."



Barnhill Arena (UA's home from 1958-93)

Year	Record	Conference	Avg. Att.
1958	9-2 (.818)	6-1 (.857)	NA
1959	5-4 (.556)	4-3 (.571)	NA
1960	7-4 (.636)	4-3 (.571)	NA
1961	8-2 (.800)	5-2 (.714)	NA
1962	7-3 (.700)	4-3 (.571)	NA
1963	6-3 (.667)	5-2 (.714)	NA
1964	6-5 (.545)	4-3 (.571)	NA
1965	5-5 (.500)	3-3 (.500)	NA
1966	9-1 (.900)	6-1 (.857)	NA
1967	3-5 (.375)	3-3 (.500)	NA
1968	5-4 (.556)	5-2 (.714)	NA
1969	5-5 (.500)	3-3 (.500)	NA
1970	3-4 (.429)	3-3 (.500)	NA
1971	3-11 (.214)	0-7 (.000)	NA
1972	7-4 (.636)	4-3 (.571)	NA
1973	9-5 (.643)	5-2 (.714)	NA
1974	8-4 (.667)	5-2 (.714)	NA
1975	12-2 (.857)	7-0 (1.000)	NA
1976	11-1 (.917)	6-1 (.857)	NA
1977	11-0 (1.000)	7-0 (1.000)	NA
1978	12-0 (1.000)	7-0 (1.000)	6,305
1979	10-2 (.833)	6-2 (.750)	9,125
1980	12-0 (1.000)	8-0 (1.000)	9,129
1981	10-1 (.909)	7-1 (.875)	9,182
1982	11-0 (1.000)	8-0 (1.000)	9,198
1983	11-1 (.917)	7-1 (.875)	9,147
1984	11-0 (1.000)	8-0 (1.000)	8,840
1985	10-1 (.909)	7-1 (.875)	8,925
1986	4-7 (.364)	2-6 (.250)	8,641
1987	10-2 (.833)	6-2 (.750)	8,978

Year	Record	Conference	Avg. Att.
1988	11-1 (.917)	7-1 (.875)	8,725
1989	11-0 (1.000)	8-0 (1.000)	9,083
1990	10-1 (.909)	8-0 (1.000)	9,117
1991	13-1 (.929)	8-0 (1.000)	9,405
1992	10-1 (.909)	8-0 (1.000)	9,423
1993	9-2 (.818)	6-2 (.750)	9,435
Totals	304-94 (.764)	200-63 (.760)	8,916

Note: UA was a member of the Southwest Conference from 1924-91 and has been a member of the Southeastern Conference since 1992.

Note: Barnhill Arena's capacity was expanded from 5,000 to 6,200 in 1977 and to 9,000 in 1978.



The Razorbacks were 304-94 in 36 seasons in Barnhill Arena.

BUD WALTON ARENA RECORDS

ARKANSAS TEAM

Points: 137 vs. Troy State, 12/10/96
Field Goals Made: 57 vs. Troy State (57-99), 12/10/96
Field Goals Att.: 99 vs. Troy State (57-99), 12/10/96
Field-Goal Pct.: .623 vs. Jackson State (48-77), 11/22/96
3-Pointers Made: 21* vs. Troy State (21-37), 12/10/96
3-Pointers Att.: 54* vs. North Texas (19-54), 12/30/98
3-Point Pct. (Min. 15 att.): .667* vs. Western Carolina (14-21), 1999
Free Throw Made: 48 vs. Ole Miss (48-53), 1/17/04
Free Throw Att.: 53 vs. Ole Miss (48-53), 1/17/04; Northeastern Ill. (35 of 53), 11/16/97
Free-Throw Pct. (Min. 10 att.): .941 vs. LSU (16-17) 2/12/05
Offensive Rebounds: 30 vs. Alcorn State, 12/3/95; vs. Northeastern Ill., 11/16/97
Defensive Rebounds: 48 vs. Jackson State, 11/22/02
Total Rebounds: 77 vs. Jackson State, 11/22/02
Personal Fouls: 35 vs. Cincinnati, 12/9/95
Assists: 40 vs. Troy State, 12/10/96
Turnovers: 31 vs. Alcorn State, 12/3/95
Blocks: 18* vs. Missouri, 12/5/95
Steals: 26* vs. La-Monroe, 11/25/00
Points First Half: 67 vs. Troy State, 12/10/96
Points Second Half: 75 vs. Missouri, 12/2/93

OPPONENT TEAM

Points: 98, Ole Miss, 2/4/09; Alabama, 2/28/96
Field Goals Made: 34, Alabama (34-70), 1/29/09; Southeastern La. (34-69), 11/14/08; Jackson State (34-84), 12/18/93; Centenary (34-93), 12/6/94
Field Goals Att.: 93, Centenary (34-93), 12/6/94
Field-Goal Pct.: .596, South Carolina (31-52), 1/8/00
3-Pointers Made: 17, Florida (17-31), 1/14/98
3-Pointers Att.: 40, Jackson State (13-40), 11/21/97
3-Point Pct. (Min. 15 att.): .632, Texas St. (12-19), 12/6/05
Free Throws Made: 38, Missouri (38-47), 12/15/95
Free Throw Att.: 52, Ole Miss (32-52), 1/9/99
Free-Throw Pct. (Min. 10 att.): .923, Mississippi State (12-13), 2/13/99
Offensive Rebounds: 28, LSU, 1/11/97
Defensive Rebounds: 34, LSU, 1/6/04
Total Rebounds: 55, Missouri, 12/15/95
Personal Fouls: 38, Northeastern Illinois, 11/16/97
Assists: 23, Vanderbilt, 2/7/98
Turnovers: 42, Bethune-Cookman, 12/2/97; Grambling, 12/31/00
Blocks: 11, Southeastern La., 11/14/08
Steals: 18, Alcorn State, 12/3/95
Points First Half: 60, Alabama, 2/28/96
Points Second Half: 56, Jackson State, 11/30/94

ARKANSAS INDIVIDUAL

Points: 39, Al Dillard vs. Delaware State, 12/11/93
Field Goals Made: 13, Al Dillard (13-25) vs. Delaware State, 12/11/93
Field Goals Att.: 28, Pat Bradley (11-28) vs. North Texas, 12/30/98
Field-Goal Pct. (Min. 8 att.): 1.000* Lee Wilson (9-9) vs. Montevallo, 2/25/95
3-Pointers Made: 12*#, Al Dillard (12-22) vs. Delaware State, 12/11/93
3-Pointers Att.: 24*#, Pat Bradley (10-24) vs. North Texas, 12/30/98
3-Point Pct. (Min. 6 att.): 1.000, Patrick Beverley (6-6) vs. Auburn, 3/8/08
Free Throw Made: 17, Corliss Williamson (17-22) vs. Ole Miss, 2/18/95
Free Throw Att.: 22, Corliss Williamson (17-22) vs. Ole Miss, 2/18/95
Free-Throw Pct. (Min. 10 att.): 1.000*, Kareem Reid (14-14) vs. Memphis, 12/19/98
Offensive Rebounds: 12, Dionisio Gomez vs. Georgia, 1/18/03 (17 total)
Defensive Rebounds: 15, Nick Davis vs. Jackson State, 11/21/97
Total Rebounds: 23*, Nick Davis vs. Jackson State, 11/21/97
Assists: 15*, Kareem Reid vs. Jackson State, 11/22/96; Dontell Jefferson vs. Portland St., 11/18/05
Turnovers: 8, Sonny Weems vs. Missouri, 11/28/07; Darian Townes vs. Tennessee, 2/24/07; Sunday Adebayo vs. Cincinnati, 12/9/95
Blocks: 10, Steven Hill vs. Texas St., 12/6/05
Steals: 8, Clint McDaniel vs. Florida A&M, 12/21/94

OPPONENT INDIVIDUAL

Points: 45, Jodie Meeks, Kentucky, 2/14/09
Field Goals Made: 17, Jodie Meeks (17-24), Kentucky, 2/24/09
Field Goals Att.: 29, Nate Driggers (13-29), Montevallo, 2/25/95
Field-Goal Pct. (Min. 8 att.): .889, Nazr Mohammed (8-9), Kentucky, 1/26/97
3-Pointers Made: 8, Aijay Foreman, Centenary (8-14), 12/6/94; Decarto Draper (8-13), Jackson State, 11/21/97; Joe Ervin, North Texas (8-14), 12/30/98
3-Pointers Att.: 14, Aijay Foreman, Centenary, 12/6/94; Joe Ervin, North Texas, 12/30/98
3-Point Pct. (Min. 6 att.): .714, Dan Cross (5-7), Florida, 2/12/94
Free Throw Made: 18, Jason Sutherland (18-20), Missouri, 12/5/95
Free Throw Att.: 20, Ansu Sesay (14-20), Ole Miss, 2/18/95; Jason Sutherland (18-20), Missouri, 12/5/95
Free-Throw Pct. (Min. 10 att.): .938, Erwin Dudley (15-16), Alabama, 2/5/03
Offensive Rebounds: 11, Sunday Adebayo, Memphis, 2/1/97
Defensive Rebounds: 14, Jaime Lloreda, LSU, 1/6/04
Total Rebounds: 18, Korvotney Barber, Auburn, 1/24/09
Assists: 12, Perth Robinson, Georgia, 1/18/95
Turnovers: 12, Devin Gibson, Texas-San Antonio, 12/12/07
Blocks: 7, Deganald Erskin, North Texas, 12/30/98
Steals: 8, Terry Conerway, Southwest Texas State, 12/21/02

MISCELLANEOUS

Won-Lost: 210-50 (.808)
Points (Avg.): *Arkansas:* 20,004 (76.9); *Opponents:* 16,378 (63.0)
Most Combined Points: 215 vs. Centenary (Arkansas 121, Centenary 94)
Longest Winning Streak: 30 games (Memphis 2/1/97-North Texas 12/30/98)
Longest Losing Streak: 3 (Tennessee 2/4/09, Kentucky 2/14/09, LSU 2/18/09; Memphis 1/2/03, Auburn 1/11/03, Georgia 1/18/03)
Field Goals: *Arkansas:* 7910-17,038 (.464); *Opponents:* 6083-15,130 (.402)
Arkansas 100-Point Games: 32, Last: Portland St. (107-69) 11/18/05
Arkansas 90-Point Games: 69
Opponent 100-Point Games: 0
Biggest Victory Margin: 68 vs. Montevallo (122-64), 2/5/94
Biggest Defeat Margin: 22 vs. Auburn (73-51), 1/24/09
Record vs. Ranked Teams: 28-16
Record vs. Top 10 Teams: 10-4
Record vs. Top Five Teams: 5-2
Last Ranked Team at BWA: No. 23 LSU, 2/18/09 (L 72-69)
Highest Ranked Team at BWA: No. 2 Kentucky, 2/19/03 (L 66-50); No. 2 Auburn, 2/24/99 (W 104-88)
Highest Attendance: 20,320 vs. Kentucky, 1/26/97
Lowest Attendance: 7,362 vs. Maryland-Eastern Shore, 1/2/01
* UA Record || # SEC Record



Arkansas beat No. 4 Oklahoma and No. 7 Texas last year to improve to 10-4 in Bud Walton Arena against teams ranked in the top 10.

RAZORBACK HISTORY

Championships were a tradition at Arkansas long before the Razorbacks earned the national title in 1994. The '94 championship was the grandest of them all, but the NCAA trophy isn't exactly the only one on the shelf in the fabulous Bud Walton Arena museum.

In fact, Arkansas has made six trips to the NCAA Final Four. The Razorbacks have earned 30 bids to the NCAA Tournament.

In conference play, Arkansas has won 24 league championships with 22 coming in the Southwest Conference between 1926 and 1991. The Hogs won the Southeastern Conference crown in 1992, their first year in the league, after winning three straight SWC titles. The Hogs have also won seven league tournament crowns.

Since joining the SEC, Arkansas has been a dominant member. The Razorbacks won overall titles in 1992 and 1994, and Western Division titles in 1992, '93, '94 and '95, and won the tournament crown in 2000.

Arkansas has a long-standing tradition of winning in basketball. It started in the 1920s and has carried through to this time. Even though Arkansas didn't begin playing basketball until 1924, the Hogs won more SWC championships than any other school.

It didn't take long for the Hogs to have an impact on the SWC. Two years after starting the program, Arkansas won its first league crown. It was the first of five in a row. Francis Schmidt, Arkansas' first basketball coach, guided the Hogs to the 1926, '27, '28 and '29 titles. Chuck Bassett was the coach of the 1930 championship squad.

Wear Schoonover, Arkansas' first football All-American, captained the 1930 club. He earned All-SWC honors three times. In fact, the Razorbacks dominated the all-conference squads of the late 1920s. In 1928, Arkansas had four of the five All-SWC selections when Glen Rose, Tom Pickell, Gene Lambert Sr. and Schoonover were named all-league. Rose was also the first Razorback to earn All-America honors (1928), followed a year later by Pickell and Lambert.

The Hogs were loaded with all-conference talent during that time. Rose was a three-time All-SWC pick, as was Pickell.

Lambert and Rolla Adams made it twice, as did Milan Creighton.

From 1926 through 1929, Arkansas was a combined 60-5.

When Schmidt left Arkansas as coach, he went to league rival TCU and was tough to beat until the Razorbacks hired Rose as head coach.

He began another glorious run with a co-championship in 1935. The Hogs won SWC titles in '36, '38, '41 and '42. The 1936 Razorbacks almost represented the United States in the Olympics, winning four games in an Olympic playoff before losing to a team of all-stars from California in the semifinals of the tournament.

Jim Lee Howell, Ike Poole, Taft Moody, Don Lockard, Jack Robbins, Howard Hickey and Johnny Adams were the stars of their day. Adams was an All-American in 1941. He was Arkansas' fifth All-American but the last one UA would have until Ron Brewer made it in 1977.

From 1945 to 1950, Arkansas had four second-place finishes and shared the 1949 title. The Razorbacks then went through a mild recession before claiming a co-championship in 1958. By winning a playoff game against SMU, Arkansas qualified for the NCAA Tournament. It wasn't a pleasant experience. Oklahoma State, which featured Eddie Sutton as a player, downed the Hogs by 25, 65-40, and Oscar Robertson exploded for 58 points as the Hogs were drilled by Cincinnati, 97-62, in a consolation game.

As unpleasant as the tournament experience was, Arkansas would have loved to have gone back, but it didn't happen for 19 years. Not even Rose, who led the Hogs to the '58 title in his second stint as coach,

could return Arkansas to glory. He retired following the 1966 season, but neither of his two successors, Duddy Waller or Lanny Van Eman, put a contender on the floor.

Van Eman did, however, bring excitement to the game. His teams regularly scored in the 80s and 90s at a time when the traditional powers played games in the 60s. Van Eman recruited Martin Terry from junior college and Terry set school single-season scoring records that still stand. He averaged 28.3 points per game as a senior. Even though he played only two seasons, Terry still ranks among Arkansas' top 10 all-time scorers.

Unfortunately, Van Eman's teams usually gave up more points than they scored. Twice in 1971, Arkansas scored 100 or more points and lost.

Van Eman's second club managed to win 16 games, but only five



Scotty Thurman's clutch three-pointer with the shot clock winding down and 51 seconds left in the game gave Arkansas a 73-70 lead in the 76-72 victory over Duke in the 1994 NCAA championship game.

came in SWC play. Arkansas and Baylor, which paired for a thrilling 111-110 Baylor victory the year before, put on another wild show with the Razorbacks winning, 131-109, in Fayetteville, setting a league record for points scored by two teams in a conference game.

After the 1974 Hogs won just 10 games, Frank Broyles, newly appointed athletic director as well as an already established football coach, decided it was time to make a commitment to basketball. He turned things around by hiring Sutton.

Sutton caught the state's attention in his first season when the Razorbacks finished 17-9 and second in the SWC. By the time his second team finished its 19-9 campaign, construction workers were already renovating Barnhill Arena, a facility constructed in 1957.

The 1976 Hogs also featured the nucleus of what was to become one of the greatest teams in history. Ron Brewer and Marvin Delph were sophomores. Sidney Moncrief was a freshman and he quietly led the nation in field goal percentage (.665, 149-224), and Sutton knew he had something special.

With half of Barnhill's facelift completed before the 1977 season, a new wave of excitement swept through the entire state of Arkansas.

The Razorbacks blitzed through the SWC unbeaten, winning their first league title in 19 years. Brewer, Moncrief and Delph were the toast of the Ozarks. Arkansas finished 26-2 but lost in the first round of the



RAZORBACK

NCAA Tournament when Moncrief fouled out, allowing Wake Forest to come from behind for a victory.


Expectations were high in 1978 and the Hogs didn't disappoint. For a week, the Razorbacks were even ranked No. 1 in the Associated Press poll. A loss at Houston after two victories earlier in the week dropped the Hogs from their position at the top.

Arkansas shared the SWC title with Texas, but was upset by Houston, again on a last-second shot at the SWC Tournament. Stunned, the Razorbacks returned home unsure of whether or not they would receive an at-large bid to the NCAA Tournament.

The Hogs got in and victories over Weber State and No. 2 UCLA thrust Arkansas into the regional finals. Brewer hit a long jumper with less than a minute to play and Jim Counce scored on a layup at the end to seal a 61-58 victory over Cal-Fullerton, sending the Hogs to the Final Four.

No. 1-ranked Kentucky ended Arkansas' dreams of a national title with a semifinal victory, but Brewer hit another of his patented buzzer shots in the third-place game, giving Arkansas a thrilling 71-69 victory over Notre Dame.

With All-American Brewer and the sleek-shooting Delph gone, Moncrief and Steve Schall were left to lead the 1979 Hogs. It was almost a repeat performance of 1978.



No. 2 ARKANSAS 76, No. 6 DUKE 72
NCAA Championship Game
April 4, 1994, at Charlotte, N.C.

Despite UA's incredible basketball success through the years, the Razorbacks had never played for the national championship until their battle with Duke at the Charlotte Coliseum. The Hogs had been ranked No. 1 much of the year, but Duke had won two national titles in the three previous seasons and had defeated Arkansas in the 1990 Final Four at Denver.

Duke controlled the tempo in the first half and Corliss Williamson, who had been nearly unstoppable in the entire tournament, missed his first five shots for the Razorbacks. The Blue Devils led by as many as five points in the opening period, but Scotty Thurman drilled a late three-pointer to give UA a 34-33 halftime advantage.

Corey Beck hit a short jumper early in the second half to give the Hogs a 38-35 lead, but Duke scored 13 unanswered points and suddenly led 48-38 with 17:09 left. While the surge left Duke fans roaring their approval, it also sped up the tempo of the game. The Razorbacks trailed but actually had the Blue Devils right where they wanted them.

Playing at a quicker pace, Arkansas caught up in less than five minutes. When Al Dillard drilled a three with 8:08 remaining to give UA a five-point lead, it looked like momentum had swung to the Hogs for good. Duke fought back and tied the game at 65-65 and finally 70-all with 1:29 remaining. The Razorbacks took a timeout.

When Dwight Stewart fumbled a pass, he quickly passed it out to Thurman with the shot clock winding down. Thurman had no choice but to shoot. As his shot was narrowly clearing the outstretched hand of Antonio Lang, the shot clock hit zero. The shot, though, was true. It was a dagger to the hearts of the Blue Devils and surpassed U.S. Reed's halfcourt jumper against Louisville as the most famous shot in UA history.

Duke never recovered. Three free throws in the final seconds clinched the 76-72 victory that gave Arkansas the 1994 national championship.

Moncrief was brilliant. He simply refused to allow his team to lose. After a brief midseason slump, Arkansas won 14 straight games, including two at the SWC Tournament and two in the NCAA Tournament. A victory over Louisville sent Arkansas into the Midwest Regional finals against No. 1-ranked Indiana State and superstar Larry Bird.

Arkansas could not stop Bird, but ISU could not contain Moncrief. In one of the greatest games in UA history, the Hogs suffered a 73-71 setback when a last-second Sycamore shot bounced twice and fell in. Arkansas finished 25-5 and the Moncrief era was history.

Sutton won three more SWC titles and left behind a legacy when his teams won 20 or more games nine years in a row. Arkansas played in the NCAA Tournament in each of those nine seasons, but never came close to returning to the Final Four. The Razorbacks even featured a team that had three future first-round NBA draft choices when Scott Hastings, Darrell Walker and Alvin Robertson played together. Joe Kleine, another future NBA product, redshirted that year (1982).

When Sutton left for Kentucky, Broyles turned a completely different direction when he hired Nolan Richardson. Richardson's teams were noted for defense, just as Sutton's were, but it was a different style of defense. Richardson's defense usually turned quickly to offense and his teams at Tulsa had led the nation in scoring.

Inheriting a group of players recruited to play at a slower pace, Richardson had to bite the bullet as his first season resulted in a 12-16 finish. Then he started recruiting. His second team won 19 games and his third was 21-9. His 1989 squad won Arkansas' first SWC title since 1982 and breezed through the league tournament. Arkansas set school

Memorable Games

The history of Razorback basketball is filled with thrilling and even heart-stopping moments. The Final Four, conference championships and last-second, game-winning jumpers shape the memories of the "greatest" moments in Arkansas history. Following are 10 of those:

Corey Beck had 15 points, four assists and a team-high 10 rebounds in the championship game victory over Duke.

Arkansas 76, Duke 72

Final Four • National Championship Game • April 4, 1994
 Charlotte Coliseum • Charlotte, N.C. • Att.: 23,674

Duke		Tot-FG		3-Pt		FT		FTA		Rebounds			PF	TP	A	TO	BLK	S	MIN
##	Player	FG	FGA	FG	FGA	FT	FTA	OF	DE	Tot	PF	TP	A	TO	BLK	S	MIN		
21	Antonio Lang *	6	9	0	0	3	3	3	2	5	5	15	3	5	1	0	34		
33	Grant Hill *	4	11	1	4	3	5	1	13	14	3	12	6	9	3	3	38		
44	Cherokee Parks *	7	10	0	0	0	1	3	4	7	3	14	0	0	2	0	30		
5	Jeff Capel *	6	16	2	6	0	0	1	4	5	3	14	4	6	0	1	35		
20	Chris Collins *	4	11	4	8	0	0	0	0	0	1	12	1	1	1	1	34		
3	Marty Clark	1	6	0	2	1	2	1	0	1	2	3	3	2	0	0	15		
52	Erik Meek	1	2	0	0	0	0	3	4	7	1	2	0	0	0	0	14		
TEAM								2		3		5							
Totals		29	65	7	20	7	11	14	30	44	18	72	17	23	7	5	200		

FG%	1st Half: 15-39 .484	2nd Half: 14-34 .412	Game: .446	DEADBALL
3-Pt. FG%	1st Half: 2-9 .222	2nd Half: 5-11 .455	Game: .350	REBOUNDS
F Throw%	1st Half: 1-3 .333	2nd Half: 6-8 .750	Game: .636	1

Arkansas		Tot-FG		3-Pt		FT		FTA		Rebounds			PF	TP	A	TO	BLK	S	MIN
##	Player	FG	FGA	FG	FGA	FT	FTA	OF	DE	Tot	PF	TP	A	TO	BLK	S	MIN		
23	Ken Biley *	0	0	0	0	0	0	0	0	0	1	0	0	0	0	0	3		
34	Corliss Williamson *	10	24	0	0	3	5	7	1	8	3	23	3	5	2	2	35		
15	Dwight Stewart *	3	11	0	5	0	0	4	5	9	3	6	4	1	0	4	29		
14	Corey Beck *	5	11	0	1	5	8	2	8	10	3	15	4	3	0	1	35		
30	Scotty Thurman *	6	13	3	5	0	0	1	4	5	2	15	1	0	0	1	36		
12	Clint McDaniel	2	5	1	3	2	4	0	2	2	2	7	3	1	0	3	32		
44	Darnell Robinson	1	5	0	0	0	0	1	1	2	1	2	0	1	0	0	12		
3	Al Dillard	1	5	1	4	1	2	1	0	1	1	4	0	0	0	0	8		
22	Davor Rimac	0	1	0	0	0	0	0	0	0	0	0	0	0	1	0	5		
33	Lee Wilson	2	2	0	0	0	0	1	3	4	1	4	0	1	0	0	5		
TEAM								2		3		4							
Totals		30	77	5	18	11	19	19	25	44	17	76	15	12	3	11	200		

FG%	1st Half: 16-38 .421	2nd Half: 14-39 .359	Game: .390	DEADBALL
3-Pt. FG%	1st Half: 2-5 .400	2nd Half: 3-13 .231	Game: .278	REBOUNDS
F Throw%	1st Half: 0-0 .000	2nd Half: 11-19 .579	Game: .579	6

Technical fouls: None

Score by Periods	1st	2nd	Total
Duke	33	39	72
Arkansas	34	42	76

scoring records and downed Loyola-Marymount in the first round of the NCAA Tournament before bowing to Louisville.

By then, Richardson's style and players had converted Razorback fans. Barnhill Arena was hopping every time the Hogs played. It wouldn't have taken a Final Four appearance for the state to go nuts, but when the Razorbacks reached the 1990 Final Four, the state went crazy.

The Hogs were SWC champs again and dominated the SWC Tournament for the second consecutive year. Triumphs over Princeton, Dayton, North Carolina and Texas sent the Razorbacks into the Final Four. A loss to Duke in the semifinals ended the season at 30-5.

It nearly happened again in 1991. UA won a school-record 34 games before falling to Kansas in the Southeast Regional finals. Arkansas ended its history in the Southwest Conference by winning the final three regular season and tournament championships.

A new era was launched in 1992 and the Razorbacks didn't miss a beat. Arkansas won the Southeastern Conference title with a 13-3 record. Included were two victories over Shaquille O'Neal-led LSU and a big win at Kentucky. The Todd Day-Lee Mayberry-Oliver Miller era ended with a 26-8 season and another trip to the NAAs.

After winning the SEC's Western Division in '93 and pushing North Carolina to the limit in a Sweet 16 loss to the eventual national champions, Arkansas enjoyed its best season ever in 1994. UA won nearly everything possible. The Razorbacks were SEC champs, again sweeping LSU and winning at Kentucky, they made the school's fifth trip to the Final Four and completed their dream season by beating Arizona and Duke to win the national title.

A year later, Arkansas was No. 1 in all the preseason polls, but the Hogs stumbled early before making a late-season run. UA repeated as Western Division champion, then downed Texas Southern, Syracuse, Memphis and Virginia to earn its sixth Final Four appearance.

A win over North Carolina in the semifinals allowed the Hogs to advance to the finals, but it was UCLA's year as the Bruins beat Arkansas for the 1995 crown, 89-78.

With every starter gone from the back-to-back Final Four clubs, Arkansas was expected to struggle in 1996. Richardson, however, molded

together a young team and the Hogs peaked late. Seeded 12th in the NCAA East Regional, UA beat Penn State and Marquette to advance to the Sweet 16 before falling to top-ranked Massachusetts.

In 1997, Arkansas was forced to endure an NCAA inquiry, which proved fruitless, but it damaged the Hogs' recruiting. The streak of nine straight NCAA Tournament appearances ended but the Bud Walton Arena crowds were rejuvenated by three NIT games. Fans who never before had the opportunity to buy Razorback basketball tickets were able to attend and helped UA advance to the NIT semifinals in New York.

It was back to the NAAs in 1998 as the Razorbacks, who got 10.4 points and an SEC-leading 9.8 rebounds per game from Nick Davis, won 24 games and reached the second round with a win over Nebraska.

Arkansas won its 10th straight NCAA Tournament first-round game in 1999 as Pat Bradley set school records for career three-point shooting (366-915, .400). Derek Hood recorded more double-doubles than anyone in UA history (18) and also led the league in rebounding (10.3), and Kareem Reid broke Mayberry's career record for assists (748).



Charles Balentine's baseline jumper gave Arkansas a 65-64 victory over Michael Jordan and No. 1-ranked North Carolina in 1984.

#2

Arkansas 65, North Carolina 64

Feb. 12, 1984

Pine Bluff Convention Center * Pine Bluff, Ark. * Att.: 7,529

North Carolina

##	Player	Tot-FG		FT	FTA	Rebounds			TP	A	TO	BLK	S	MIN
		FG	FGA			Tot	PF	TP						
44	Matt Doherty *	2	9	1	1	4	2	5	4	3	0	1	36	
41	Sam Perkins *	5	10	7	8	11	3	17	0	1	0	0	34	
42	Brad Daugherty *	0	3	2	2	3	5	2	1	1	1	1	22	
25	Steve Hale *	5	9	5	5	0	4	15	6	2	0	4	37	
23	Michael Jordan *	9	15	3	5	1	2	21	1	4	0	0	35	
24	Joe Wolf	0	1	2	2	1	2	2	0	0	0	0	21	
22	Buzz Peterson	1	2	0	0	0	1	2	0	2	0	1	13	
35	Dave Popson	0	0	0	0	0	1	0	0	0	0	0	2	
	TEAM					2								
	Totals	22	49	20	23	22	20	64	12	13	1	7	200	

FG%	1st Half: 11-22 .500	2nd Half: 11-27 .407	Game: .449	DEADBALL
F Throw%	1st Half: 12-13 .923	2nd Half: 8-10 .800	Game: .870	REBOUNDS
				2

Arkansas

##	Player	Tot-FG		FT	FTA	Rebounds			TP	A	TO	BLK	S	MIN
		FG	FGA			Tot	PF	TP						
24	Charles Balentine *	4	8	2	2	3	2	10	2	0	0	0	1	39
33	Leroy Sutton *	5	6	1	2	3	5	11	0	2	0	0	0	16
35	Joe Kleine *	5	12	10	10	2	20	0	3	1	1	1	39	
14	Ricky Norton *	1	3	0	0	5	2	5	3	0	2	3	33	
21	Alvin Robertson *	3	7	3	6	2	4	9	10	3	0	2	34	
12	Scott Rose	0	0	0	0	0	0	0	0	0	0	0	1	
22	Robert Kitchen	0	0	0	0	1	0	0	1	0	0	0	5	
54	Darryl Bedford	6	6	0	2	3	12	0	3	0	0	0	25	
30	Mike Ratliff	0	0	1	2	0	0	1	0	1	0	0	4	
52	Eric Poerscke	0	1	0	0	1	0	0	0	0	0	0	3	
42	Robert Brannon	0	0	0	0	0	0	0	0	0	0	0	1	
	TEAM					1								
	Totals	24	43	17	22	26	20	65	17	16	1	6	200	

FG%	1st Half: 13-26 .500	2nd Half: 11-17 .647	Game: .558	DEADBALL
F Throw%	1st Half: 12-14 .857	2nd Half: 5-8 .635	Game: .773	REBOUNDS
				4

Technical fouls: Arkansas - Eddie Sutton

Score by Periods	1st	2nd	Total
North Carolina	34	30	64
Arkansas	38	27	65

ARKANSAS 65, No. 1 NORTH CAROLINA 64

Feb. 12, 1984, at Pine Bluff

North Carolina was 19-0 and ranked No. 1 nationally when the Tar Heels visited Pine Bluff. Arkansas was on its way to a second-place finish in the Southwest Conference and had defeated SMU in Dallas the day before.

Violent weather kept the Hogs from flying to Pine Bluff until the morning of the game, and the Razorbacks arrived in town two hours before the nationally televised contest.

If the Razorbacks were weary, they showed no signs of it. They defended North Carolina fiercely, holding the Tar Heels to 45 percent shooting. North Carolina had plenty of weapons. Michael Jordan, Sam Perkins and Brad Daugherty, all future NBA stars, were in the starting lineup along with Steve Hale, a guard from Tulsa whose second choice of schools was Arkansas.

The Hogs were armed with Joe Kleine and Alvin Robertson, but the unsung heroes were Darryl Bedford and Charles Balentine. Bedford, a freshman who had been a little used reserve, hit all six of his shots and scored 12 points. Balentine, of course, was the hero at the end.

A crowd of 7,529 was in a frenzy from the opening tipoff to the final buzzer. They watched Jordan score 21 points and Kleine answer with 20. Perkins had 17 and Hale 15. Leroy Sutton scored 11 points, Balentine 10 and Robertson nine for the Hogs.

North Carolina's largest lead of the first half was five points. UA led by as many as seven before taking a 38-34 advantage at the break. The second half was a nailbiter and the Tar Heels led by one with only seconds to play. Balentine drove the baseline and hit an eight-footer to give Arkansas the lead before UNC missed a buzzer shot.



UA also had one of the most unique weeks in its basketball history. The final two home games came over a five-day span against No. 5 Kentucky and No. 2 Auburn. Never before had Arkansas played two top 10 teams at home in the same week. Arkansas beat UK, 74-70, and topped Auburn, 104-88.

Following an up-and-down season in 2000, Arkansas won four games in four days, including wins over No. 16 Kentucky, No. 10 LSU and No. 23 Auburn to win the school's first SEC Tournament title. Brandon Dean was the MVP after averaging 15.2 points in the title run.

The 2001 club rebounded from an 0-3 league start with a six-game winning streak late in the year to earn Arkansas' 13th NCAA Tournament appearance in 14 years and its 15th straight post-season tournament berth.

The Nolan Richardson era came to an end in 2002 when he was released from his contract. The Razorbacks dropped to 14-15, including a 13-14 mark under Richardson. Mike Anderson was 1-1 as interim head coach for the last two games of the season.

Stan Heath rebuilt the roster with recruiting classes ranked as high as No. 13 by Rivals.com in 2004 and No. 7 by Hoop Scoop in 2003. In 2005, the Razorbacks won the Paradise Jam tournament title and went 18-12.

In 2006, Heath had Arkansas back in the NCAA Tournament, going 22-10 behind honorable mention All-American Ronnie Brewer (18.4 ppg), All-SEC guard Jonathon Modica (16.1 ppg) and SEC Sixth Man of the Year Eric Ferguson (8.1 ppg).



Sidney Moncrief and Larry Bird put on a great show in the 1979 Midwest Regional Final.



No. 1 INDIANA STATE 73, No. 5 ARKANSAS 71
NCAA Regional Final
March 17, 1979, at Cincinnati, Ohio

A Final Four team in 1978, Arkansas was not expected to return in 1979 with the loss of Ron Brewer and Marvin Delph, two of the famed "Triplets." Sidney Moncrief, however, almost single-handedly pushed his team to greater heights than anyone expected.

Moncrief, senior Steve Schall and a cast of sophomores and freshmen put together a 14-game winning streak late in the year and arrived at the Midwest Regional finals ready to challenge No. 1-ranked and unbeaten Indiana State, and superstar Larry Bird. The stakes were a spot in the Final Four.

Bird was awesome. The Hogs simply could not stop him. With 9:22 left, he already had 27 points. Razorback Coach Eddie Sutton then made the ultimate gamble. He put the 6-4 Moncrief on the 6-9 Bird for the final seven minutes.

Bird scored just four more points. Moncrief, meanwhile, was almost as unstoppable as Bird had been. He finished with 24 points and eight rebounds, and had his team in a position to win late. Arkansas had the ball with 1:31 left and holding for the last shot with the score tied 71-71.

With 1:02 remaining, U.S. Reed tripped and was called for walking, giving the Sycamores the ball.

ISU held for the last shot, but could not get the ball to Bird, who was smothered by Moncrief. It was Bob Heaton who launched the shot with two seconds left and the Hogs watched helplessly as it hit both sides of the rim before dropping through, depriving the Hogs of a second straight trip to the Final Four.



Senior Stefan Welsh helped Arkansas reach the NCAA Tournament in two of his first three years.

Arkansas earned another NCAA bid in 2007. The Razorbacks won the Old Spice Classic, reached the finals of the SEC Tournament and recorded the 27th 20-win season in school history by finishing 21-14. Patrick Beverley (13.9 ppg, 4.5 rpg) was the SEC newcomer and freshman of the year, and Steven Hill (6.2 ppg, 2.8 blocks) the SEC Defensive Player of the Year.

John Pelphrey, an honorable mention All-American as a player at Kentucky, became head coach for the 2008 season. His background includes playing for Eddie Sutton and Rick Pitino at Kentucky, and working as an assistant coach for Sutton at Oklahoma State, and Billy Donovan at Marshall and Florida.

Pelphrey's first Razorback team went 23-12, was 6-2 against ranked teams, reached the finals of the SEC Tournament and advanced to the second round of the NCAA Tournament with a win over No. 24 Indiana. Sonny Weems (15.0 ppg, 4.5 rpg) was first-team All-SEC and won the College Slam Dunk championship.

Pelphrey's second team, in 2009, was short on depth and experience. The Hogs finished 14-16, but had wins over No. 4 Oklahoma and No. 7 Texas, and won the Jim Thorpe Classic.

Indiana St. 73, Arkansas 71
Midwest Regional • Elite Eight • March 17, 1979
Riverfront Coliseum • Cincinnati, Ohio • Att.: 17,166

Indiana St.

#/Player	Tot-FG				Rebounds				A	TO	BLK	S	MIN
	FG	FGA	FT	FTA	Tot	PF	TP	PF					
42 Alex Gilbert *	6	9	0	0	2	3	12	0	0	2	0	22	
40 Brad Miley *	3	3	0	0	4	2	6	3	1	0	0	35	
33 Larry Bird *	12	22	7	8	10	3	31	3	2	0	1	40	
23 Steve Reed *	0	1	0	0	0	3	0	5	0	0	0	32	
22 Carl Nicks *	5	11	3	4	0	4	13	3	3	0	0	33	
30 Bob Heaton	4	5	0	0	1	0	8	0	0	0	0	16	
44 Leroy Staley	1	4	1	3	3	1	3	0	1	0	1	22	
TEAM	0												
Totals	31	55	11	15	20	16	73	14	7	2	2	200	

FG%	1st Half: 15-30 .500	2nd Half: 16-25 .640	Game: .564	DEADBALL
F Throw%	1st Half: 7-11 .636	2nd Half: 4-4 1.000	Game: .733	REBOUNDS
				2

Arkansas

#/Player	Tot-FG				Rebounds				A	TO	BLK	S	MIN
	FG	FGA	FT	FTA	Tot	PF	TP	PF					
20 Alan Zahn *	5	7	0	0	3	3	10	3	1	0	0	30	
44 Scott Hastings *	3	7	4	4	3	2	10	3	3	0	0	40	
30 Steve Schall *	6	7	0	2	4	4	12	2	1	0	0	40	
24 U.S. Reed *	4	8	3	3	4	5	11	2	1	0	0	34	
32 Sidney Moncrief *	10	16	4	4	8	2	24	2	3	0	0	40	
40 Tony Brown	0	0	0	0	0	0	0	1	0	0	0	4	
34 Mike Young	2	2	0	0	1	1	4	1	0	0	0	12	
TEAM	2												
Totals	30	47	11	13	25	17	71	14	10	0	0	200	

FG%	1st Half: 16-25 .640	2nd Half: 14-22 .636	Game: .638	DEADBALL
F Throw%	1st Half: 7-9 .778	2nd Half: 4-4 1.000	Game: .846	REBOUNDS
				0

Technical fouls: None

Score by Periods	1st	2nd	Total
Indiana St.	37	36	73
Arkansas	39	32	71

Arkansas in the Final Four



During Arkansas' long, illustrious basketball history, the Razorbacks have been to the NCAA Final Four six times.

The Hogs have earned 30 bids to the NCAA Tournament and made 29 appearances, missing the 1944 event due to a car accident prior to the first-round games.

Only eight schools in the entire country have been to the Final Four more than Arkansas, and only eight schools have earned more than UA's 30 NCAA Tournament bids. Among Southeastern Conference schools, only Kentucky has been to the NCAA Tournament more often. In fact, Arkansas, Kentucky, LSU, Georgia, Mississippi State and Florida are the only other league schools to reach the Final Four.

It was tougher to get in the tournament in the early days, but it also took fewer games to win the title.

In the 1940s, only eight teams participated in the NCAA Tournament, which first became an event in 1939. Up to that point, the NIT was the top national post-season tournament. Twice in the '40s, the Razorbacks advanced to the Final Four.

The 1941 Hogs roared through the Southwest Conference with a 12-0 mark and carried a 19-2 record into the tournament. Arkansas downed Wyoming, 65-40, to reach the Final Four at Kansas City. Washington State handed the Razorbacks a 64-53 setback, meaning Arkansas and Pittsburgh tied for third since there was no third-place game.

UA returned in 1945, again to Kansas City. Arkansas was 16-8 entering the tournament but edged Oregon, 79-76, to reach the Final Four. Eventual national champion Oklahoma State, which Arkansas had defeated once earlier in the season, downed the Hogs and UA tied Ohio State for third place.

It took 33 years for Arkansas to return. In 1978, the Hogs were Southwest Conference champs and beat Weber State, second-ranked



Head coach Nolan Richardson and the 1994 national championship team returned to campus for a special ceremony in 2009.



Ron Brewer had 18 points while fellow "Triplets" Marvin Delph had 23 and Sidney Moncrief 21 as Arkansas beat No. 2 UCLA on the way to the 1978 Final Four.

Arkansas 74, UCLA 70 West Regional • Sweet 16 • March 16, 1978 University Arena • Albuquerque, N.M. • Att.: 17,750

#4

UCLA		Tot-FG		Rebounds		PF		TP		A		TO		BLK		S		MIN	
##	Player	FG	FGA	FT	FTA	Tot	PF	TP	A	TO	BLK	S	MIN						
24	David Greenwood *	8	13	1	4	4	5	17	2	2	2	1	39						
35	James Wilkes *	3	5	0	0	0	5	6	1	1	0	1	21						
31	Gig Sims *	0	1	0	0	4	2	0	1	1	1	0	13						
22	Raymond Townsend *	1	11	0	0	2	2	2	2	2	0	0	26						
24	Roy Hamilton *	9	16	1	2	1	4	19	6	3	0	4	36						
14	Brad Holland	5	8	0	0	0	2	8	2	1	0	0	20						
32	Darrel Allums	6	7	0	2	10	4	12	0	2	0	1	27						
50	Marvin Thomas	1	1	0	0	2	0	2	0	0	0	0	1						
55	Kiki Vandeweghe	2	4	0	0	4	0	4	0	1	1	0	17						
TEAM						3													
Totals		34	67	2	8	30	24	70	14	13	4	7	200						

FG%	1st Half: 14-28 .500	2nd Half: 20-39 .512	Game: .507	DEADBALL
F Throw%	1st Half: 1-5 .200	2nd Half: 1-3 .333	Game: .250	REBOUNDS
				2

Arkansas		Tot-FG		Rebounds		PF		TP		A		TO		BLK		S		MIN	
##	Player	FG	FGA	FT	FTA	Tot	PF	TP	A	TO	BLK	S	MIN						
42	Jim Counce *	0	1	2	3	0	2	3	5	0	2	39							
44	Marvin Delph *	11	14	1	1	10	2	23	0	3	0	40							
30	Steve Schall *	4	7	0	0	2	4	8	1	2	1	20							
10	Ron Brewer *	5	14	8	10	5	0	18	5	4	0	40							
32	Sidney Moncrief *	7	13	7	13	11	2	21	1	1	1	39							
20	Alan Zahn	1	1	0	0	2	3	2	1	1	0	21							
24	U.S. Reed	0	0	0	2	0	0	0	0	0	0	1							
TEAM						3													
Totals		28	50	18	28	36	12	74	11	16	2	5	200						

FG%	1st Half: 19-30 .633	2nd Half: 9-20 .450	Game: .560	DEADBALL
F Throw%	1st Half: 4-5 .800	2nd Half: 14-23 .608	Game: .642	REBOUNDS
				3

Technical fouls: None

Score by Periods	1st	2nd	Total
UCLA	29	41	70
Arkansas	42	32	74

No. 5 ARKANSAS 74, No. 2 UCLA 70 NCAA Tournament Regional Semifinal • March 16, 1978 Albuquerque, N.M. • Att.: 17,750

It had been an incredible year for Arkansas. The Razorbacks repeated as Southwest Conference champs but had to nervously await an NCAA at-large bid when they were eliminated from the league tournament by Houston in the semifinals. The "Triplets," Ron Brewer, Sidney Moncrief and Marvin Delph, were the ringleaders of one of the greatest teams in school history.

Still, the Hogs were underdogs and a new kid on the NCAA block when they faced second-ranked UCLA in the third round at Albuquerque. David Greenwood was the leader of the Bruins, who weren't far removed from their incredible string of NCAA championships.

UCLA was stunned as Arkansas roared to a 40-22 lead that was cut to 42-29 by halftime. The Bruins didn't panic. They pressed the Hogs and took a 60-58 lead.

Brewer tied the game with two free throws, Steve Schall hit a short turnaround and Delph drilled a jump shot to put the Hogs back in front. By game's end the Razorbacks were going strong.

Delph sizzled by hitting 11 of his 14 shots, finishing with 23 points. Moncrief had 21 and Brewer 18. Greenwood finished with 17 for UCLA.

The victory moved the Razorbacks a step closer to their eventual trip to the Final Four.

Arkansas in the Final Four

1941	TIED FOR THIRD	1990	TIED FOR THIRD
1945	TIED FOR THIRD	1994	NATIONAL CHAMPION
1978	THIRD	1995	RUNNER-UP

U.S. Reed's midcourt buzzer-beater knocked off defending national champion Louisville in 1981 and was ranked by Sports Illustrated as the second-most historic event in college basketball behind North Carolina State's title game win over Houston in 1983.



**A MOMENT TO REMEMBER
U. S. REED BEATS LOUISVILLE**


#5

No. 20 ARKANSAS 74, No. 12 LOUISVILLE 73 NCAA Tournament Second Round March 14, 1981, at Austin, Texas

Defending NCAA champion Louisville and Southwest Conference champion Arkansas clawed at each other for 39 minutes and 55 seconds in the second round of the NCAA Tournament and the scoreboard read Louisville 73, Arkansas 72 after Derek Smith's short jumper for the Cardinals.

The Razorbacks, who had led by six points with 2:13 left, called timeout. U.S. Reed took the inbounds pass and coolly dribbled to the midcourt area near the sideline. With a second left on the clock, he launched a desperation 49-footer. The only thing desperate after the shot was the look on the faces of the Louisville players as they watched the ball hit nothing but net.

Reed shook hands with everyone on the press table after hitting a shot that will live forever in the minds of Razorback fans. He finished with 19 points. Darrell Walker had 23 and the Hogs were still alive in the NCAA Tournament.



Lenzie Howell, who averaged 13.9 points a game for the year and was the NCAA Tournament Midwest Regional MVP, helped UA knock off Princeton, Dayton, North Carolina and Texas to reach the 1990 Final Four.

Arkansas 74, Louisville 73 Midwest Regional • Second Round • March 14, 1981 Frank Erwin Center • Austin, Texas • Att.: 8,523

Arkansas

#	Player	Tot-FG			Rebounds			A	TO	BLK	S	MIN	
		FG	FGA	FT	FTA	Tot	PF						TP
40	Tony Brown*	1	3	0	0	2	5	2	0	2	0	1	3
42	Keith Peterson *	2	4	4	6	6	3	8	0	2	0	1	39
44	Scott Hastings *	2	8	8	8	8	4	12	0	2	0	0	32
20	Darrell Walker *	9	15	5	7	4	3	23	3	1	0	2	40
24	U.S. Reed*	7	14	5	6	6	3	19	6	5	1	3	40
43	Greg Skulman	0	0	0	0	0	0	0	1	2	0	0	4
34	Mike Young	4	7	2	2	0	2	10	1	5	0	0	25
45	Carey Kelly	0	1	0	1	1	3	0	0	1	0	0	13
12	Brad Friess	0	0	0	0	0	0	0	0	0	0	0	4
TEAM		7											
Totals		25	52	24	30	34	23	74	11	20	1	7	200

FG%	1st Half: 15-34 .441	2nd Half: 10-18 .555	Game: 480	DEADBALL
F Throw%	1st Half: 7-8 .875	2nd Half: 17-22 .772	Game: .800	REBOUNDS
				0

Louisville

#	Player	Tot-FG			Rebounds			A	TO	BLK	S	MIN	
		FG	FGA	FT	FTA	Tot	PF						TP
43	Derek Smith *	5	9	0	0	7	4	10	5	6	1	1	35
22	Rodney McCray *	4	4	3	5	5	5	11	2	1	0	3	25
33	Charles Jones *	4	4	2	4	3	3	10	0	1	4	0	31
4	Lancaster Gordon *	3	6	2	3	4	2	8	1	2	1	1	30
5	Jerry Eaves *	3	11	3	5	4	2	9	3	8	0	1	35
21	Scotter McCray	5	9	1	4	4	4	11	0	0	2	2	23
34	Roger Burkman	0	0	4	4	1	5	4	0	0	0	0	8
44	Poncho Wright	2	5	6	6	0	1	10	1	1	0	2	10
14	Greg Deuser	0	1	0	0	0	0	1	1	0	0	0	3
TEAM		1											
Totals		26	49	21	31	29	26	73	13	20	8	10	200

FG%	1st Half: 12-18 .667	2nd Half: 14-31 .452	Game: .531	DEADBALL
F Throw%	1st Half: 9-15 .600	2nd Half: 12-15 .800	Game: .677	REBOUNDS
				2

Technical fouls: None

Score by Periods	1st	2nd	Total
Arkansas	37	37	74
Louisville	33	40	73

UCLA and California-Fullerton to advance to the Final Four at St. Louis. Top-ranked Kentucky led by just one with two minutes to play and posted a 64-59 victory.

There was a third-place game and Ron Brewer hit a buzzer shot from the top of the circle to send the Razorbacks past Notre Dame, 71-69. Brewer had 20 points and Marvin Delph 21 in their final game as Razorbacks.

Nolan Richardson guided the Hogs to the Final Four in 1990, 1994 and '95.

In 1990, wins over Princeton, Dayton, North Carolina and Texas earned Arkansas a trip to Denver. UA was 30-4 heading into a semifinal showdown with Duke.

Richardson took his club to Denver a day early to adjust to the altitude, but the Hogs fell behind early in both halves and used plenty of adrenaline to catch up. UA led 69-62 with 10:38 remaining, but ran out of gas. Duke came back and won, 97-83, but also used most of its energy. The Blue Devils were beaten by Nevada-Las Vegas in the title game while UA tied Georgia Tech for third.

The ultimate came in 1994. The Hogs downed North Carolina A&T, Georgetown, Tulsa and Michigan to advance to the Final Four at Charlotte, N.C. The win over Arizona was Arkansas' first ever in the national semifinals and set up a clash with Duke.

With the score tied with less than a minute to play, a well-defended Scotty Thurman hit a three-pointer to lead the Razorbacks to a 76-72 victory and the national title.

With every starter from the championship squad returning, the Hogs were favored to return to the Final Four in 1995, and they did. Texas Southern, Syracuse, Memphis and Virginia were knocked off along the way to the Final Four at Seattle, but none of the wins came by more than six points.

Arkansas fell behind early but rallied to get by North Carolina in the semifinals. Playing in the NCAA championship game for the second straight year, Arkansas came up short in an 89-78 loss to UCLA.



Marvin Delph averaged 18.0 points in two Final Four games in 1978.



Oliver Miller had 10 points, 10 rebounds, three blocked shots and three steals against the Tigers.

Arkansas 106, LSU 92 (OT)

March 4, 1992

Barnhill Arena • Fayetteville, Ark. • Att.: 9,518

LSU		Tot-FG		3-Pt		Rebounds											
##	Player	FG	FGA	FG	FGA	FT	FTA	OF	DE	Tot	PF	TP	A	TO	BLK	S	MIN
22	Clarence Ceasar *	6	15	3	8	0	0	2	6	8	5	15	6	2	1	3	37
24	Vernel Singleton *	6	8	1	1	10	11	5	2	7	5	23	1	2	0	0	37
33	Shaquille O'Neal *	9	17	0	0	3	5	5	9	14	3	21	0	2	2	0	42
4	Jamie Brandon *	5	10	2	4	0	0	2	1	3	3	12	8	3	0	0	44
10	Maurice Williamson *	6	11	4	5	1	2	0	0	3	17	4	2	0	2	34	
43	Geert Hammink	0	0	0	0	0	0	1	1	0	0	1	1	0	0	3	
25	Paul Marshall	0	2	0	2	0	0	0	0	0	1	0	1	0	0	11	
5	Justin Anderson	1	5	1	4	1	2	1	0	1	2	4	2	1	0	0	15
32	Harold Boudreaux	0	0	0	0	0	0	0	0	0	0	0	0	0	0	0	1
11	Mike Hansen	0	0	0	0	0	0	0	0	0	0	0	0	1	0	0	1
	TEAM							2	0	2							
	Totals	33	68	11	24	15	20	17	19	36	22	92	23	14	3	6	225

FG%	1st Half: 21-35 .571	2nd Half: 12-33 .364	Game: 485	DEADBALL
3-Pt. FG%	1st Half: 7-14 .500	2nd Half: 4-10 .400	Game: 417	REBOUNDS
F Throw%	1st Half: 2-5 .400	2nd Half: 13-15 .867	Game: .750	3

Arkansas		Tot-FG		3-Pt		Rebounds											
##	Player	FG	FGA	FG	FGA	FT	FTA	OF	DE	Tot	PF	TP	A	TO	BLK	S	MIN
34	Roosevelt Wallace *	4	7	0	0	0	2	2	4	6	0	8	2	2	0	0	15
3	Warren Linn *	5	9	3	6	0	0	0	1	1	1	13	3	0	0	0	34
25	Oliver Miller *	4	6	0	1	2	4	3	7	10	4	10	2	2	3	3	41
10	Todd Day *	7	13	1	4	12	15	3	5	8	3	27	3	3	0	3	43
11	Lee Mayberry *	12	18	9	12	2	2	1	1	2	0	35	7	2	0	3	42
35	Isaiah Morris	1	4	0	0	0	0	0	0	0	1	2	0	0	0	0	9
21	Darrell Hawkins	4	7	0	0	3	3	0	0	0	3	11	0	1	0	0	28
23	Ken Biley	0	0	0	0	0	0	0	0	0	0	0	1	0	0	3	
20	Robert Shepherd	0	0	0	0	0	0	0	0	0	0	0	1	0	0	0	8
12	Clint McDaniel	0	0	0	0	0	0	0	0	0	0	0	0	1	0	0	2
	TEAM							2	1	3							
	Totals	37	64	13	23	19	26	11	19	30	12	106	19	11	3	9	225

FG%	1st Half: 14-29 .483	2nd Half: 23-35 .657	Game: 578	DEADBALL
3-Pt. FG%	1st Half: 6-10 .600	2nd Half: 7-13 .538	Game: .585	REBOUNDS
F Throw%	1st Half: 2-7 .286	2nd Half: 17-19 .895	Game: .731	5

Technical fouls: None

Score by Periods	1st	2nd	OT	Total
LSU	51	36	5	92
Arkansas	36	51	19	106

No. 7 ARKANSAS 106, No. 23 LSU 92

March 3, 1992, at Fayetteville

It was Arkansas' first year as a member of the Southeastern Conference. Earlier in the season, Todd Day had exploded for a career-high 43 points as the Razorbacks defeated LSU, 101-90, at Baton Rouge. The Tigers recovered from the defeat, though, and by the time they arrived at Barnhill Arena, they had tied the Hogs for the SEC lead.

LSU's first ever visit to Fayetteville would determine the SEC championship.

The Tigers started strong. Shaquille O'Neal did his best to quiet an overflow crowd of 9,518 with 11 points in the opening half as LSU roared to a 51-36 advantage. O'Neal, however, scored his last points with 11:37 remaining to give the Tigers a 69-58 lead before the Razorbacks charged back.

Lee Mayberry, who hit a then-school record nine three-point field goals and finished with 35 points, teamed with Day, who finished with 27, to bring the Hogs from behind. Mayberry's last three-pointer tied the game at 87-all and Oliver Miller blocked O'Neal's shot at the buzzer to force overtime.

Arkansas blitzed the Tigers, 19-5, in the extra period. Day scored nine points and Mayberry had four during that time. The victory sent Barnhill Arena into a frenzy and the Razorbacks on the way to their first SEC title.

#6

The National Championship



Corey Beck averaged 12.0 points, 7.0 rebounds and 4.0 assists in earning Final Four all-tournament honors in 1994.

Lee Mayberry's deep three sent the game to overtime and Arkansas never looked back.



No. 3 ARKANSAS 103, TEXAS 96 Feb. 4, 1990, at Austin, Texas

Arkansas already had a two-game lead over Texas in the Southwest Conference when the Razorbacks invaded Austin for a nationally televised game.

The Hogs owned a four-game winning streak over the Longhorns, and it was a must-win situation for Texas. The Razorbacks led for most of the first half but Texas gained a five-point advantage midway through the second half. It was 77-72 'Horns when Todd Day fouled out for Arkansas 3:31 from the end.

Texas still led, 86-83, and had Travis Mays at the free throw line with 12 seconds left, but Mays missed the free throw and Lee Mayberry stunned the Texas crowd of more than 16,000 with a long three-pointer three seconds from the buzzer to send the game into overtime.

Arkansas made sure Texas never recovered. A three-pointer by Ernie Murry got the Hogs started and Mayberry's jumper at 3:20 put the Hogs in front to stay. Mayberry and Lenzie Howell each scored 23 points to offset 24 by Joey Wright, 23 by Mays and 22 by Lance Blanks. The victory gave Arkansas a three-game lead it never surrendered on its way to the SWC title.

Without a senior in the starting lineup, playing in the most palatial arena in college basketball with the President of the United States attending four games and led by a coach with a system that could not be drawn up on a blackboard, Arkansas vaulted into the elite of the elite when the Razorbacks won the 1994 NCAA championship.

Construction workers built Bud Walton Arena in record time and the 19,200-seat showcase dazzled fans and opponents as much as the Razorbacks did. Sellout crowds each time the doors were opened watched the Hogs go 16-0 at home. Only one game, the 84-83 victory over LSU, was decided by fewer than 10 points. UA won those 16 games by an average of 30 points.

UA blitzed Murray State, 93-67, in the Bud Walton Arena opener on Nov. 29, but the building was dedicated a few nights later when Missouri came to Fayetteville for an ESPN showcase game. The Dec. 2 game was decided in the first few minutes as Arkansas roared to a 120-68 victory over a Missouri club which went unbeaten in the Big Eight and came within one victory of reaching the Final Four.

Ranked No. 1 nationally for 10 weeks during the regular season, the Hogs lost only twice during the regular campaign. Alabama beat Arkansas, 66-64, in Tuscaloosa, and Mississippi State edged the Hogs, 72-71, in Starkville.

Sophomores Corliss Williamson and Scotty Thurman carried much of the load, and junior Corey Beck was the blue collar leader. When the Hogs had to score, they went inside to Williamson, who averaged 20.4 points per game. He shot .626 from the field and 70 percent at the free throw line.

Thurman, though, was the last-minute hero. His three-pointer with seven seconds left gave Arkansas a one-point victory at Tennessee. He hit another three in the last 30 seconds to lift the Hogs past LSU at Baton Rouge in overtime.

Beck did much of the dirty work, defending with tenacity and leading the team in assists. He and junior Clint McDaniel were probably the best defensive guards in college basketball. Head coach Nolan Richardson certainly thought so. McDaniel also provided perimeter firepower, as did junior Dwight Stewart, Arkansas' fifth starter who was more a forward than a center.

#7

Arkansas 103, Texas 96 (OT)

Feb. 4, 1990

Erwin Center • Austin, Texas • Att.: 16,231

Arkansas

##	Player	Tot-FG		3-Pt		FT	FTA	Rebounds			PF	TP	A	TO	BLK	S	MIN
		FG	FGA	FG	FGA			OF	DE	Tot							
10	Todd Day *	7	16	0	0	3	4	3	2	5	5	17	1	3	2	3	33
24	Lenzie Howell *	10	19	0	0	3	5	1	3	4	2	23	2	3	1	3	31
55	Mario Credit *	0	2	0	0	0	0	1	1	2	2	0	0	0	1	2	10
11	Lee Mayberry *	9	16	2	4	3	3	1	6	7	4	23	3	5	0	0	43
20	Arlyn Bowers *	0	4	0	1	2	2	0	1	1	3	2	0	0	0	0	11
14	Ernie Murry	3	6	2	3	1	1	1	3	4	2	9	2	0	0	2	18
21	Darrell Hawkins	1	2	0	0	0	0	0	1	1	0	2	0	2	0	0	6
22	Cannon Whitby	0	0	0	0	0	0	0	0	0	0	0	0	0	0	0	1
25	Oliver Miller	3	11	0	0	2	2	5	8	13	4	8	0	4	10	4	32
31	Ron Huery	4	7	0	0	7	9	0	3	3	4	15	4	1	2	0	32
42	Larry Marks	2	3	0	0	0	0	0	0	0	0	4	0	0	0	0	8
TEAM								1		4		5					
Totals		39	86	4	8	21	26	13	32	45	26	103	12	18	16	14	225

FG%	1st Half: 18-38 .473	2nd Half: 21-48 .437	Game: 453	DEADBALL
3-Pt. FG%	1st Half: 1-4 .250	2nd Half: 3-4 .750	Game: 500	REBOUNDS
F Throw%	1st Half: 7-9 .777	2nd Half: 14-17 .823	Game: 807	1


Texas

##	Player	Tot-FG		3-Pt		FT	FTA	Rebounds			PF	TP	A	TO	BLK	S	MIN
		FG	FGA	FG	FGA			OF	DE	Tot							
32	Lance Blanks *	4	15	1	4	13	14	1	4	5	3	22	5	2	0	4	45
42	Locksley Collie *	4	14	0	0	7	12	9	7	16	5	15	1	4	0	0	38
44	Guillermo Myers *	5	8	0	0	0	1	6	7	13	4	10	0	2	3	1	36
12	Joey Wright *	7	15	3	6	7	7	2	4	6	3	24	4	9	0	1	44
14	Travis Mays *	9	23	3	9	2	3	2	8	10	4	23	1	6	1	2	45
3	Benford Williams	1	5	0	0	0	0	3	3	6	4	2	0	1	1	0	13
11	Courtney Jeans	0	0	0	0	0	0	1	1	0	0	0	0	1	0	0	2
55	George Muller	0	0	0	0	0	0	1	1	0	0	0	0	0	0	0	2
TEAM								0		2		2					
Totals		30	80	7	19	29	37	23	37	60	23	96	11	25	5	8	225

FG%	1st Half: 13-35 .371	2nd Half: 17-45 .378	Game: 375	DEADBALL
3-Pt. FG%	1st Half: 2-6 .333	2nd Half: 5-13 .385	Game: 368	REBOUNDS
F Throw%	1st Half: 12-14 .857	2nd Half: 17-23 .739	Game: 784	4

Technical fouls: None

Score by Periods	1st	2nd	OT	Total
Arkansas	44	42	17	103
Texas	40	46	10	96



Corliss Williamson was named the Most Outstanding Player of the 1994 Final Four after averaging 26.0 points and 10.5 rebounds in Arkansas' two wins.

Richardson used a deep bench to guide the Hogs to a 24-2 regular season finish. Al Dillard brought instant offense into any contest with his incredible three-point shooting range. He was Arkansas' third-leading scorer behind Williamson and Thurman (15.9 ppg) with an 8.9 average even though he played just more than 12 minutes a game. Roger Crawford, one of only two seniors on the squad, also brought instant firepower off the bench, but he was injured early in the NCAA Tournament run and was not available for the Final Four.

In his honor, UA players wore a No. 31 patch on their jerseys.

Freshmen Darnell Robinson and Lee Wilson, a pair of 6-11 centers, gave the Hogs size they didn't have in 1993 when they won 22 games and reached the Sweet 16 before falling to eventual national champion North Carolina. Senior Ken Biley and junior Elmer Martin also made significant contributions.

When President Bill Clinton visited Bud Walton Arena for a Dec. 28 blowout of Texas Southern, no one realized it would be a preview of later visits to the NCAA Tournament. The nation's most recognizable Razorback fan later appeared on the cover of Sports Illustrated wearing sweats presented by Richardson.

A 13-game winning streak was snapped by Kentucky in the SEC Tournament, but the Razorbacks were still seeded first in the Midwest Regional at Oklahoma City. Williamson scored 24 points and had seven rebounds in a 94-79 first-round victory over North Carolina A&T. He followed with 21 points and Robinson, making a surprise start, added 13 in the 85-73 second-round win over Georgetown.

Earlier in the year, Tulsa gave Arkansas a scare before the Hogs won in overtime, 93-91, in Tulsa. The Golden Hurricane surprised UCLA and Oklahoma State to reach the Sweet 16 with UA in Dallas. This one was no contest as Williamson and Thurman scored 21 each, and McDaniel 19 in a 103-84 victory.

Michigan was Arkansas' regional final foe and the Hogs could not contain Juwan Howard, but neither could the Wolverines handle Thurman.

With Williamson smothered by Michigan's inside defense and held to 12 points, Thurman tossed in 20 as UA reached the Final Four with a 76-68 win attended by President Clinton.



Joe Kleine scored 22 points, forced Hakeem Olajuwon to foul out and the Hogs beat No. 2 Houston in 1984.



Arkansas 73, Houston 68

March 4, 1984

Barnhill Arena • Fayetteville, Ark. • Att.: 9,438

Houston												
##	Player	Tot-FG			Rebounds			A	TO	BLK	S	MIN
		FG	FGA	FT	FTA	Tot	PF					
43	Michael Young *	7	16	8	9	4	2	22	2	0	0	40
41	Rickie Winslow *	4	8	3	5	5	5	11	1	3	0	31
35	Akeem Olajuwon *	5	6	0	0	6	5	10	0	1	5	0
21	Alvin Franklin *	7	13	7	7	3	2	21	3	4	0	36
45	Reid Gettys *	1	3	0	0	1	4	2	3	2	0	23
33	Benny Anders	0	1	0	1	0	0	0	0	1	0	2
11	Derek Giles	0	1	0	0	1	2	0	2	0	1	11
55	Greg Anderson	1	2	0	0	3	1	2	0	1	0	13
15	Eric Dickens	0	0	0	0	1	1	0	0	0	0	4
TEAM		2										
Totals		25	50	18	22	26	22	68	11	12	6	5 200
FG%		1st Half: 16-23 .696			2nd Half: 9-27 .333			Game: .500		DEADBALL		
F Throw%		1st Half: 4-7 .571			2nd Half: 14-15 .933			Game: .818		REBOUNDS		
		2										

No. 12 ARKANSAS 73, No. 2 HOUSTON 68

March 4, 1984, at Fayetteville

Hakeem Olajuwon and Houston were on their way to their third consecutive Final Four, they were ranked second nationally and hadn't lost a Southwest Conference game in two years. The Cougars had gone 16-0 in 1983 and were 15-0 going into the regular season finale at Barnhill Arena.

Arkansas was outstanding as well. The Hogs already had upset top-ranked North Carolina at Pine Bluff, but at 13-2 couldn't catch Houston in the SWC standings. No one in the overflow crowd of 9,438 cared as they watched a terrific contest showcased by national television.

Olajuwon was held to 10 points before fouling out, but Michael Young picked up the slack with 22 and Alvin Franklin earned 21. They weren't as hot as the Hogs, though. Joe Kleine, whose inside power put Olajuwon in foul trouble, scored 22 points, hitting all 10 of his free throws. Charles Balentine added 16, Ricky Norton 14 and Alvin Robertson 13 points and nine assists.

Houston led at the half but saw its hopes dim when Olajuwon drew his fourth and fifth fouls in a 38-second span six minutes from the end while trying to stop Kleine inside. Kleine hit all four free throws and the Hogs had a huge victory.

Arkansas												
##	Player	Tot-FG			Rebounds			A	TO	BLK	S	MIN
		FG	FGA	FT	FTA	Tot	PF					
33	Leroy Sutton *	4	6	0	0	4	4	8	0	0	0	36
24	Charles Balentine *	8	13	0	0	8	1	16	1	2	0	37
35	Joe Kleine *	6	10	10	10	5	4	22	1	3	0	39
14	Ricky Norton *	6	10	2	3	3	4	14	3	1	0	36
21	Alvin Robertson *	3	9	7	9	4	4	13	9	4	0	38
54	Darryl Badford	0	2	0	0	0	1	0	0	0	0	4
30	Mike Ratliff	0	0	0	0	0	2	0	0	1	0	2
22	Robert Kitchen	0	1	0	0	0	0	1	0	0	0	2
12	Scott Rose	0	0	0	0	0	0	0	0	1	0	2
11	Jimmy Dykes	0	0	0	0	0	0	0	0	0	0	1
23	Kennan DePose	0	0	0	0	0	0	0	0	0	0	1
52	Eric Poerschke	0	0	0	0	0	0	0	0	0	0	1
44	Jay Crane	0	0	0	0	0	0	0	0	0	0	1
TEAM		1										
Totals		27	51	19	22	25	20	73	15	12	0	3 200
FG%		1st Half: 17-29 .586			2nd Half: 10-22 .455			Game: .529		DEADBALL		
F Throw%		1st Half: 0-0 .000			2nd Half: 19-22 .864			Game: .864		REBOUNDS		
		3										

Technical fouls: Houston - Olajuwon

Score by Periods	1st	2nd	Total
Houston	36	32	68
Arkansas	34	39	73



RAZORBACKS

By the time the Hogs arrived at Charlotte, N.C., they were a confident bunch. They also had been somehow convinced by Richardson that they were not nationally respected, even though they had been ranked No. 1. Arizona was the semifinal opponent and the Wildcat guards, Damon Stoudamire and Khalid Reeves, were billed as the top offensive guards in the nation.

Beck and McDaniel were motivated to the hilt and smothered them. They combined to hit just 11 of their 43 shots, including just two of 22 three-point attempts. Williamson scored 29 points and grabbed 13 rebounds, and the Hogs advanced to the championship game with a 91-82 victory.

An entire state stood still on April 4, 1994. Arkansas fans who could not be there (more than 3,000 made the trip to Charlotte) watched and listened in every corner of the state. President Clinton was there again, and so was Duke, the 1991 and '92 national champion.

After an airtight first half that ended with Arkansas holding a 34-33 lead, Duke jumped out to a 10-point advantage in the first three minutes of the second half. However, the pace of the game picked up during the run and it never slowed down. The Razorbacks took advantage and were even with the Devils less than five minutes later.

When Arkansas built a 70-65 lead late in the contest, it looked safe, but Grant Hill's three tied the game with 1:29 remaining.

Although Williamson finished with 23 points, there was no doubt who would take the next shot for UA. Thurman launched a high-arching three-point attempt with only seconds left on the shot clock. The shot fell with 51 seconds left and when it settled through the net, the outcome had been determined. A pair of free throws by McDaniel and another by Dillard sealed Duke's fate, 76-72.

Once the national championship belonged to the Hogs, an entire state celebrated. President Clinton embraced Richardson on the court and later officially honored the Razorbacks at the White House.

The 1994 NCAA championship trophy is on display at Bud Walton Arena.



#9

Following a win over No. 5 Kentucky five days earlier, Kareem Reid's 10 points and 10 assists helped the Razorbacks knock off second-ranked Auburn, which came in 25-1, in 1999.

ARKANSAS 104, No. 2 AUBURN 88 Feb. 24, 1999, at Fayetteville

Auburn hadn't won a Southeastern Conference championship in 39 years but already had clinched the title and was ranked second nationally with a 25-1 record when the Tigers came to Bud Walton Arena for Arkansas' regular season home finale.

The Razorbacks had stunned fifth-ranked Kentucky four days earlier and believed a win over Auburn would clinch a spot in the NCAA Tournament.


It was an emotional evening before the game started. Seniors Derek Hood, Pat Bradley and Kareem Reid, record-setters who persevered through four sometimes-difficult seasons, were introduced to the Bud Walton fans for the final time.

Arkansas' fans created the noisiest environment Coach Nolan Richardson, his players and long-time followers of the program could ever remember. An overflow crowd of 20,298 nearly shook the building with an incredible level of exhortation. Not a player or coach on either side completed an interview without mentioning the crowd.

The game itself was airtight throughout the first half. The Hogs surged ahead by 10 points twice but a last second three-pointer by Tiger star Chris Porter carved the advantage to four by intermission. It was a one-point game with 16:26 left but a rebound basket by Hood spurred the Razorbacks to a 30-10 run that left Auburn in shock. Both teams were quick, but the Tigers must have thought there were more than five Hogs on the floor as the noise pushed Arkansas beyond its highest previous performance level of the campaign.

When it was over, the Razorbacks had a 16-point victory and a spot secured in the NCAA Tournament. Bradley hit five three-pointers and finished with 23 points. Hood had 18 points and 13 rebounds. Reid earned 10 points and 10 assists. Junior Chris Walker added 21 points.

It was Arkansas' finest execution of the season and the entire state was buzzing about the contest long after the season was concluded.



Dwight Stewart had six points, nine rebounds, four assists and four steals in the 1994 national championship game victory over Duke.

Arkansas 104, Auburn 88

Feb. 24, 1999

Bud Walton Arena • Fayetteville, Ark. • Att.: 20,298

Auburn		Tot-FG		3-Pt		FT		FTA		Rebounds			PF	TP	A	TO	BLK	S	MIN
##	Player	FG	FGA	FG	FGA	FT	FTA	OF	DE	Tot	PF	TP	A	TO	BLK	S	MIN		
4	Chris Porter *	7	15	1	2	9	10	3	8	11	3	24	1	4	1	1	32		
13	Bryant Smith *	3	8	0	1	5	7	6	1	7	2	11	0	1	0	0	27		
34	Mamadou N'diaye *	4	6	0	0	0	0	4	4	8	3	8	1	1	1	0	26		
10	Scott Pohlman *	5	15	4	8	0	0	4	1	5	3	14	2	0	0	1	32		
50	Doc Robinson *	2	12	1	3	2	3	2	2	4	3	7	3	2	0	1	29		
42	Adrian Chilliast	2	3	0	1	0	1	0	0	1	4	2	0	0	0	0	13		
3	Reggie Sharp	0	5	0	2	0	0	1	3	4	1	0	2	2	0	0	11		
23	Daymeon Fishback	5	6	3	3	0	0	2	2	4	2	13	1	1	0	0	16		
12	Jay Heard	1	6	1	4	0	0	1	0	1	3	3	0	2	0	1	6		
31	Mack McGadney	2	5	0	3	0	0	0	0	0	5	4	0	0	0	0	5		
40	Abe Smith	0	0	0	0	0	0	0	0	0	0	0	1	0	0	0	1		
45	Adrian Person	0	2	0	2	0	0	0	1	1	0	0	0	0	0	0	2		
TEAM								4		1	5								
Totals		31	83	10	29	16	21	27	23	50	26	88	13	13	2	4	200		

FG%	1st Half: 13-37 .351	2nd Half: 18-46 .391	Game: .373	DEADBALL
3-Pt. FG%	1st Half: 6-13 .462	2nd Half: 4-16 .250	Game: .345	REBOUNDS
F Throw%	1st Half: 8-12 .667	2nd Half: 8-9 .889	Game: .762	1

Arkansas		Tot-FG		3-Pt		FT		FTA		Rebounds			PF	TP	A	TO	BLK	S	MIN
##	Player	FG	FGA	FG	FGA	FT	FTA	OF	DE	Tot	PF	TP	A	TO	BLK	S	MIN		
15	Chris Jefferies *	4	7	0	1	1	2	1	2	3	3	9	1	0	2	0	20		
41	Chris Walker *	6	11	5	7	4	6	3	4	7	1	21	2	3	0	0	32		
55	Derek Hood *	9	11	0	0	0	1	6	7	13	3	18	6	1	2	0	26		
12	Kareem Reid *	2	11	0	6	6	6	2	1	3	3	10	10	1	0	3	29		
22	Pat Bradley *	7	11	5	7	4	6	0	2	3	23	1	2	0	0	26			
5	T.J. Cleveland	1	4	0	3	1	2	1	5	6	2	3	2	2	0	1	22		
13	Brandon Dean	4	7	1	1	0	0	1	2	3	2	9	0	1	0	3	13		
23	Teddy Gipson	1	5	0	2	2	2	1	1	2	0	4	4	1	0	1	15		
52	Jason Jennings	0	0	0	0	2	4	0	3	3	2	2	0	0	0	0	5		
54	Joe Dean Davenport	0	0	0	0	2	2	1	0	1	0	2	0	0	2	0	8		
24	Lance Keeling	0	1	0	1	0	0	1	0	1	0	0	1	1	0	0	2		
4	Jason Gilbert	1	2	1	2	0	0	0	0	0	0	3	0	0	0	0	2		
TEAM								0		2	2								
Totals		35	70	12	30	22	31	17	29	46	19	104	27	12	6	8	200		

FG%	1st Half: 14-33 .424	2nd Half: 21-37 .568	Game: .500	DEADBALL
3-Pt. FG%	1st Half: 7-14 .500	2nd Half: 5-16 .313	Game: .400	REBOUNDS
F Throw%	1st Half: 9-12 .750	2nd Half: 13-19 .684	Game: .710	4

Technical fouls: None

Score by Periods	1st	2nd	Total
Auburn	40	48	88
Arkansas	44	60	104

ARKANSAS' NCAA CHAMPIONSHIPS

1994 Team Champion

INDIVIDUAL STATISTICAL CHAMPIONS

- 1991 Oliver Miller, 70.4 field goal percentage (254-361)
- 1976 Sidney Moncrief, 66.5 field goal percentage (149-224)*
- 1974 Rickey Medlock, 91.6 free throw percentage (87-95)
- 1961-63 Tommy Boyer, 89.2 career free throw percentage (315-353)**
- 1963 Tommy Boyer, 44 consecutive free throws, most by a major college player**
- 1963 Tommy Boyer, 91.3 free throw percentage (147-161)
- 1962 Tommy Boyer, 93.3 free throw percentage (125-134) (all-time NCAA record at the time)


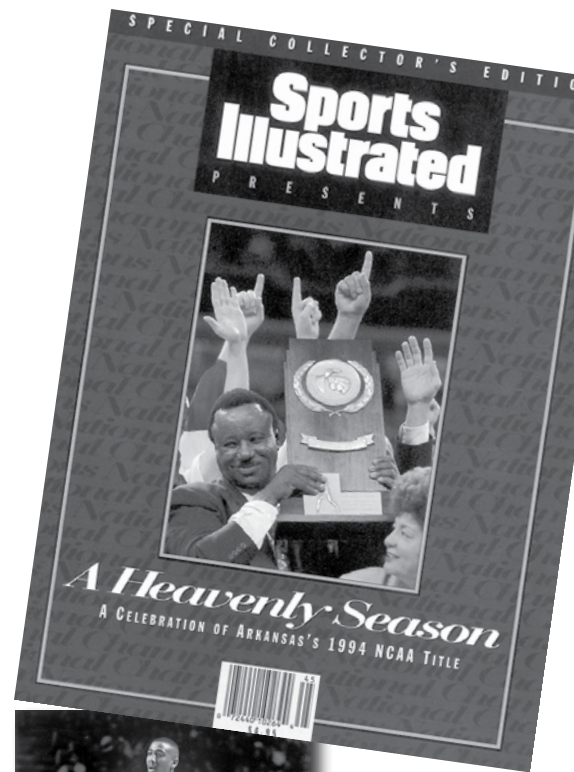
* All-time NCAA record for a freshman

** Since broken

TEAM STATISTICAL CHAMPIONS

- 1999 292 three-point field goals made
- 1995 361 three-point field goals made*
- 1995 721 assists
- 1995 3,416 points scored
- 1995 445 steals
- 1995 39 games played
- 1994 91.2 winning percentage (31-3)
- 1994 301 three-point field goals made
- 1994 687 assists
- 1994 20.2 assists per game
- 1994 91.2 winning percentage (31-3)
- 1994 17.9-point margin of victory (93.4-75.6)
- 1992 674 assists
- 1991 3,783 points scored
- 1991 467 steals
- 1989 11.6 steals (372 in 32 games)
- 1978 54.6 field goal percentage (1,060-1,943)
- 1977 54.5 field goal percentage (849-1,558)
- 1962 .776 free throw percentage (502-647)

* All-time NCAA record



#10

Arkansas 94, Kentucky 92

Jan. 29, 1995

Bud Walton Arena • Fayetteville, Ark. • Att.: 20,298

Kentucky																	
##	Player	Tot-FG		3-Pt		FT		Rebounds			PF	TP	A	TO	BLK	S	MIN
		FG	FGA	FG	FGA	FT	FTA	OF	DE	Tot							
12	Rodrick Rhodes *	4	13	1	6	2	2	0	3	3	2	11	7	4	0	2	35
40	Walter McCarty *	7	9	2	3	0	0	2	5	7	4	16	2	0	0	0	24
10	Andre Riddick *	1	6	0	0	0	1	3	5	8	4	2	1	1	3	0	24
00	Tony Delk *	9	15	6	9	7	8	1	2	3	3	31	2	3	0	1	35
15	Jeff Sheppard *	5	9	2	5	2	2	1	2	3	5	14	2	3	0	0	26
32	Jared Prickett	1	2	0	0	0	0	0	1	1	2	2	0	1	0	0	9
25	Anthony Eggs	2	3	2	3	2	2	0	0	0	0	8	4	1	0	1	15
24	Antoine Walker	1	3	1	1	0	0	0	1	1	1	3	1	2	1	0	12
41	Mark Pope	1	2	0	0	3	4	1	1	2	4	5	0	0	0	0	16
3	Chris Harrison	0	1	0	1	0	0	0	0	0	1	0	0	0	0	0	1
34	Scott Padgett	0	0	0	0	0	0	0	0	0	0	0	0	0	0	0	1
22	Allen Edwards	0	1	0	1	0	0	0	0	0	0	0	0	0	0	0	2
TEAM								2									
Totals		31	64	14	29	16	19	10	22	32	26	92	19	15	4	4	200
FG%		1st Half: 15-30 .500		2nd Half: 16-34 .471				Game: .484				DEADB					
3-Pt. FG%		1st Half: 9-16 .563		2nd Half: 5-13 .385				Game: .483				REBOUNDS					
F Throw%		1st Half: 8-11 .727		2nd Half: 8-8 1.000				Game: .842				2					
Arkansas																	
##	Player	Tot-FG		3-Pt		FT		Rebounds			PF	TP	A	TO	BLK	S	MIN
		FG	FGA	FG	FGA	FT	FTA	OF	DE	Tot							
34	Corliss Williamson *	9	15	0	0	10	13	2	7	9	1	28	3	2	3	2	33
30	Scotty Thurman *	5	6	4	5	8	8	0	4	4	2	22	2	2	0	1	37
15	Dwight Stewart *	2	7	2	5	0	0	0	3	3	5	6	2	3	2	0	19
12	Clint McDaniel *	2	5	1	4	4	6	1	0	1	2	9	4	2	0	2	30
14	Corey Beck *	2	5	0	1	4	5	2	4	6	4	8	8	4	0	1	36
23	Reggie Garrett	3	6	1	2	1	1	0	0	0	4	8	0	1	0	0	17
44	Darnell Robinson	4	8	0	2	0	0	2	2	4	1	8	1	3	1	1	16
3	Al Dillard	2	4	1	2	0	0	0	0	0	1	5	0	1	0	0	8
33	Lee Wilson	0	1	0	0	0	0	1	1	2	0	0	0	0	1	0	3
21	Landis Williams	0	0	0	0	0	0	0	0	0	0	0	0	0	0	0	1
TEAM								1									
Totals		29	57	9	21	27	33	9	24	33	20	94	20	18	7	7	200
FG%		1st Half: 14-28 .500		2nd Half: 15-29 .517				Game: .509				DEADB					
3-Pt. FG%		1st Half: 7-12 .583		2nd Half: 2-9 .222				Game: .429				REBOUNDS					
F Throw%		1st Half: 14-16 .875		2nd Half: 13-17 .765				Game: .818				3					
Technical fouls: Kentucky - Sheppard																	
Score by Periods																	
Kentucky																	
Arkansas																	

One of many clutch shots by Scotty Thurman, this one a pull-up jumper with eight seconds left, was the game-winner against Kentucky.

No. 9 ARKANSAS 94, No. 5 KENTUCKY 92

Jan. 29, 1995, at Fayetteville

Kentucky's second-ever trip to Fayetteville was a highly-anticipated event. CBS moved the game to Super Bowl Sunday to ensure a large audience for the nationally televised event.

The Wildcats were 13-2, including 7-0 in the Southeastern Conference. Arkansas, the preseason No. 1 choice and defending national champion, had looked vulnerable at times during the season and was 15-4 with a 4-3 SEC mark.

By halftime it was obvious another special event was taking place, just as every Arkansas-Kentucky game had been. The Wildcats led by one when Reggie Garrett stunned the visitors with a halfcourt buzzer shot to give UA a 49-47 halftime lead.

UA was tied or led the entire second half until Walter McCarty's short jumper gave Kentucky an 82-80 lead with 5:19 left. From that point on, neither team led by more than four, and there were three ties and three lead changes.

The teams traded salvos until Clint McDaniel made just one free throw with 51 seconds remaining. When McCarty scored on a putback with 24 seconds to go, UK led by one.

Scotty Thurman, UA's greatest last-second shot maker ever, made sure the crowd went home happy. He drove past UK defenders, pulled up and hit an 18-footer with eight seconds to go to put the Razorbacks in front for good. McDaniel made a baseline steal in the final second and hit a free throw for the final two-point margin.

Thurman and Corliss Williamson combined for 50 points as the Hogs won their fourth straight regular season game over the Wildcats.

Arkansas in the Post-Season

NCAA Tournament Results (40-29, .580)
 (30 NCAA Tournament bids [29 appearances]
 - ties for ninth-most in the nation)*

2008 EAST REGIONAL

1st rnd: Arkansas 86, Indiana 72
 2nd rnd: North Carolina 108, Arkansas 77

2007 EAST REGIONAL

1st rnd: Southern California 77, Arkansas 60

2006 OAKLAND REGIONAL

1st rnd: Bucknell 59, Arkansas 55

2001 WEST REGIONAL

1st rnd: Georgetown 63, Arkansas 61

2000 SOUTH REGIONAL

1st rnd: Miami (Fla.) 75, Arkansas 71

1999 WEST REGIONAL

1st rnd: Arkansas 94, Siena 80
 2nd rnd: Iowa 82, Arkansas 72

1998 WEST REGIONAL

1st rnd: Arkansas 74, Nebraska 65
 2nd rnd: Utah 69, Arkansas 65

1996 EAST REGIONAL

1st rnd: Arkansas 86, Penn State 80
 2nd rnd: Arkansas 65, Marquette 56
Regional semifinal (Sweet 16)
 Massachusetts 79, Arkansas 63

1995 MIDWEST REGIONAL

1st rnd: Arkansas 79, Texas Southern 78
 2nd rnd: Arkansas 96, Syracuse 94 (OT)
Regional semifinal (Sweet 16)
 Arkansas 96, Memphis 91 (OT)
Regional Final (Elite Eight)
 Arkansas 68, Virginia 61

FINAL FOUR

Semifinal

Arkansas 75, North Carolina 68

Championship game

UCLA 89, Arkansas 78

National Runner-Up

1994 MIDWEST REGIONAL

1st rnd: Arkansas 94, North Carolina A&T 79
 2nd rnd: Arkansas 85, Georgetown 73
Regional semifinal (Sweet 16)
 Arkansas 103, Tulsa 84
Regional final (Elite Eight)
 Arkansas 76, Michigan 68

FINAL FOUR

Semifinal

Arkansas 91, Arizona 82

Championship game

Arkansas 76, Duke 72

National Champion

1993 EAST REGIONAL

1st rnd: Arkansas 94, Holy Cross 64
 2nd rnd: Arkansas 80, St. John's 74
Regional semifinal (Sweet 16)
 North Carolina 80, Arkansas 74

1992 MIDWEST REGIONAL

1st rnd: Arkansas 80, Murray State 60
 2nd rnd: Memphis State 82, Arkansas 80

1991 SOUTHEAST REGIONAL

1st rnd: Arkansas 117, Georgia State 76
 2nd rnd: Arkansas 97, Arizona State 90
Regional semifinal (Sweet 16)
 Arkansas 93, Alabama 70
Regional final (Elite Eight)
 Kansas 93, Arkansas 81

1990 MIDWEST REGIONAL

1st rnd: Arkansas 68, Princeton 64
 2nd rnd: Arkansas 86, Dayton 84
Regional semifinal (Sweet 16)
 Arkansas 96, North Carolina 73
Regional final (Elite Eight)
 Arkansas 88, Texas 85

FINAL FOUR

Semifinal

Duke 97, Arkansas 83

1989 MIDWEST REGIONAL

1st rnd: Arkansas 120, Loyola-Marymount 101
 2nd rnd: Louisville 93, Arkansas 74

1988 SOUTHEAST REGIONAL

1st rnd: Villanova 82, Arkansas 74

1985 WEST REGIONAL

1st rnd: Arkansas 63, Iowa 54
 2nd rnd: St. John's 68, Arkansas 65

1984 EAST REGIONAL

2nd rnd: Virginia 53, Arkansas 51 (OT)

1983 MIDEAST REGIONAL

2nd rnd: Arkansas 78, Purdue 68
Regional semifinal (Sweet 16)
 Louisville 65, Arkansas 63

1982 MIDWEST REGIONAL

2nd rnd: Kansas State 65, Arkansas 64

1981 MIDWEST REGIONAL

1st rnd: Arkansas 73, Mercer 67
 2nd rnd: Arkansas 74, Louisville 73
Regional semifinal (Sweet 16)
 LSU 72, Arkansas 56

1980 MIDWEST REGIONAL

1st rnd: Kansas State 71, Arkansas 53

1979 MIDWEST REGIONAL

2nd rnd: Arkansas 74, Weber State 63
Regional semifinal (Sweet 16)
 Arkansas 73, Louisville 62
Regional final (Elite Eight)
 Indiana State 73, Arkansas 71

1978 FAR WEST REGIONAL

1st rnd: Arkansas 73, Weber State 52
Regional semifinal (Sweet 16)
 Arkansas 74, UCLA 70
Regional final (Elite Eight)
 Arkansas 61, California St.-Fullerton 58
FINAL FOUR
Semifinal
 Kentucky 64, Arkansas 59
Third-place game
 Arkansas 71, Notre Dame 69

1977 MIDWEST REGIONAL

1st rnd: Wake Forest 86, Arkansas 80

1958 WEST REGIONAL

Regional final (Elite Eight)
 Oklahoma State 65, Arkansas 40
Regional consolation
 Cincinnati 97, Arkansas 62

1949 WESTERN REGIONAL

Regional final (Elite Eight)
 Oregon State 56, Arkansas 38
Regional consolation
 Arkansas 64, Wyoming 40

1945 WESTERN REGIONAL

Regional final (Elite Eight)
 Arkansas 79, Oregon 76
FINAL FOUR
 Oklahoma A&M 68, Arkansas 41

1941 WESTERN REGIONAL

Regional final (Elite Eight)
 Arkansas 52, Wyoming 40
FINAL FOUR
Semifinal
 Washington State 64, Arkansas 53

* UA received a bid in 1944 but was unable to participate due to an automobile accident prior to the tournament.

National Invitation Tournament Results (4-3, .571)

1997 at Arkansas 101, Northern Arizona 75
 at Arkansas 76, Pittsburgh 71 (2nd round)
 at Arkansas 86, Nevada-Las Vegas 73 (quarterfinals)
FINAL FOUR (New York, N.Y.)
 Michigan 77, Arkansas 62 (semifinals)
 Connecticut 74, Arkansas 64 (3rd place)

1987 at Arkansas 67, Arkansas St. 64 (OT)
 at Nebraska 78, Arkansas 71 (2nd round)

Preseason NIT Results (4-2, .667)

2002 at Arkansas 64, Maine 47
 Wake Forest 76, at Arkansas 71

1991 at Arkansas 107, Vanderbilt 70
 at Arkansas 110, Oklahoma 88
FINAL FOUR (New York, N.Y.)
 Arkansas 98, Duke 88 (semifinals)
 Arizona 89, Arkansas 77 (finals)

Arkansas Records in NCAA Tournament Play



Individual Records

Most Points

(single game) 34, Mario Credit vs. Loyola-Marymount, March 16, 1989
 (career) 291, Corliss Williamson (1993-95) (15 games)

Field Goals Made

(single game) 14, Mario Credit vs. Loyola-Marymount, March 16, 1989 (21 attempts)
 14, Todd Day vs. Alabama, March 21, 1991 (24 attempts)
 (career) 123, Corliss Williamson (1993-95) (207 attempts; 15 games)

Field Goals Attempted

(single game) 24, Todd Day vs. Alabama, March 21, 1989 (14 made)
 24, Corliss Williamson vs. Duke, April 4, 1994 (10 made)
 (career) 207, Corliss Williamson (1993-95) (123 made; 15 games)

Field Goal Percentage (min 8 attempts)

(single game) 1.000, Steve Schall vs. Weber State, March 11, 1979 (9-9)

Free Throws Attempted

(single game) 14, Sidney Moncrief vs. Louisville, March 15, 1979 (13 made)
 14, Darrell Walker vs. Purdue, March 19, 1983 (7 made)
 (career) 82, Corliss Williamson (1993-95) (57 made; 15 games)

Free Throws Made

(single game) 13, Sidney Moncrief vs. Louisville, March 15, 1979 (14 attempts)
 (career) 57, Corliss Williamson (1993-95) (82 attempts; 15 games)

Free Throw Percentage (min 8 attempts)

(single game) 1.000, Scott Hastings (8-8) vs. Louisville, March 14, 1981
 (career) .901, Darrell Hawkins, 20-22 (1989-90, '91-92) (9 games)

Assists

(single game) 12, Keith Wilson vs. Loyola-Marymount, March 16, 1989
 (career) 69, Lee Mayberry (1989-92) (13 games)

Steals

(single game) 8, Alvin Robertson vs. Purdue, March 19, 1983
 8, Alvin Robertson vs. Virginia, March 18, 1984
 (career) 31, Lee Mayberry (1989-92) (13 games)

Blocks

(single game) 5, Corliss Williamson vs. Tulsa, March 25, 1994
 (career) 23, Oliver Miller (1989-92) (13 games)

Turnovers

(single game) 10, Jim Counce vs. Wake Forest, March 12, 1977



Steve Schall was a school-record 9-of-9 shooting from the floor against Weber State in 1979.

Minutes Played

(single game) 45, Joe Kleine and Alvin Robertson vs. Virginia, March 18, 1984
 (career) 483, Corliss Williamson (1993-95) (15 games)

Team Records

Points

(most) 120, vs. Loyola-Marymount, March 16, 1989
 (least) 38, vs. Oregon State, 1949

Field Goals Attempted

(most) 98, vs. Louisville, March 18, 1989 (35 made)
 (least) 42, vs. Virginia, March 18, 1984 (20 made)

Field Goals Made

(most) 47, vs. Loyola-Marymount, March 16, 1989 (81 attempts)
 (least) 13, vs. Oregon State, March 18, 1949 (63 attempts)

Field Goal Percentage

(high) .680, vs. Wake Forest, March 12, 1977 (31-63)
 (low) .206, vs. Oregon State, March 18, 1949 (13-63)

Free Throws Made

(most) 31, vs. Georgia State, March 15, 1991 (42 attempts)
 (least) 3, vs. Cal State-Fullerton, March 18, 1978 (6 attempts)

Free Throws Attempted

(most) 42, vs. Georgia State, March 15, 1991 (31 made)
 (least) 6, vs. Cal State-Fullerton, March 18, 1978 (3 made)

Free Throw Percentage (min 10 attempts)

(high) .905, vs. Nebraska, March 12, 1998 (19-21)
 (low) .425, vs. Mercer, March 12, 1981 (19-40)

Assists

(most) 32, vs. Georgia State, March 15, 1991
 (least) 3, vs. Villanova, March 18, 1988

Steals

(most) 18, vs. Holy Cross, March 18, 1993
 (least) 0, vs. Indiana State, March 17, 1979

Blocks

(most) 8, vs. Georgia State, March 15, 1991
 (least) 0, twice

Turnovers

(most) 25, vs. Massachusetts, March 21, 1996
 (least) 7, vs. St. John's, March 20, 1993

Opponent Single-Game Team Records

Points

(most) 108, vs. N. Carolina, March 23, 2008
 (least) 40, vs. Wyoming, 1941

Field Goals Attempted

(most) 98, vs. Loyola-Marymount, March 16, 1989 (35 made)
 (least) 39, vs. St. John's, March 16, 1985 (23 made)

Field Goals Made

(most) 44, vs. N. Carolina, March 23, 2008 (65 attempts)
 (least) 15, vs. Marquette, March 21, 1996 (56 attempts)

Field Goal Percentage

(high) .677, vs. N. Carolina, March 23, 2008 (44-65)
 (low) .268, vs. Marquette, March 16, 1996 (15-56)

Free Throws Made

(most) 28, twice
 (least) 2, vs. UCLA, March 16, 1978 (8 attempts)

Free Throws Attempted

(most) 39, vs. Duke, March 31, 1990 (28 made)
 (least) 5, vs. Virginia, March 18, 1984 (3 made)

Free Throw Percentage

(high) .920, vs. Southern California, March 16, 2007 (23-25)
 (low) .250, vs. UCLA, March 16, 1978 (2-8)

Assists

(most) 28, vs. Louisville, March 18, 1989; North Carolina, March 23, 2008
 (least) 7, vs. Utah, March 14, 1998

Steals

(most) 16, vs. North Carolina A&T, March 18, 1994
 (least) 0, several times

Blocks

(most) 8, vs. Louisville, March 14, 1981
 (least) 0, several times

Turnovers

(most) 32, vs. Georgia St., March 15, 1991
 (least) 7, vs. Indiana State, March 17, 1979; North Carolina, March 23, 2008

All-Time NCAA Tournament Box Scores

Arkansas' NCAA Tournament Seeding History (seeding began in 1979)

1979: No. 2 in Midwest	1993: No. 4 in East
1980: No. 10 in Midwest	1994: No. 1 in Midwest
1981: No. 5 in Midwest	1995: No. 2 in Midwest
1982: No. 4 in Midwest	1996: No. 12 in East
1983: No. 4 in Midwest	1998: No. 6 in West
1984: No. 2 in East	1999: No. 4 in West
1985: No. 9 in West	2000: No. 11 in South
1988: No. 11 in Southeast	2001: No. 7 in West
1989: No. 5 in Midwest	2006: No. 8 in Oakland
1990: No. 4 in Midwest	2007: No. 12 in East
1991: No. 1 in Southeast	2008: No. 9 in East
1992: No. 3 in Midwest	



Junior Marcus Britt and the Razorbacks advanced to the second round of the 2008 NCAA Tournament.

Arkansas' Record at NCAA Sites

Albuquerque, N.M.	2-0	(1978)
Atlanta, Ga.	2-1	(1991,1996)
Austin, Texas	6-0	(1981,1990,1995)
Boise, Idaho	1-2	(1998, 2001)
Charlotte, N.C.	3-1	(1991,1994)
Cincinnati, Ohio	1-2	(1979,1988)
Eugene, Ore.	1-0	(1978)
Dallas, Texas	4-2	(1982,1990,1994, 2006)
Denver, Colo.	1-2	(1990,1999)
East Rutherford, N.J.	0-2	(1984,1993)
Indianapolis, Ind.	1-1	(1989)
Kansas City, Mo.	5-3	(1941,1945,1949,1995)
Knoxville, Tenn.	0-1	(1983)
Lawrence, Kan.	1-2	(1958,1979)
Lincoln, Neb.	0-1	(1980)
Milwaukee, Wis.	1-1	(1992)
Nashville, Tenn.	0-1	(2000)
Norman, Okla.	0-1	(1977)
New Orleans, La.	0-1	(1981)
Oklahoma City, Okla.	2-0	(1994)
Providence, R.I.	2-0	(1996)
Raleigh, N.C.	1-1	(2008)
St. Louis, Mo.	1-1	(1978)
Salt Lake City, Utah	1-1	(1985)
Seattle, Wash.	1-1	(1995)
Spokane, Wash.	0-1	(2007)
Tampa, Fla.	1-0	(1983)
Winston-Salem, N.C.	2-0	(1993)
Total	40-29	(30 tournament bids)*

* Arkansas has earned 30 bids but did not participate in the 1944 event due to a car accident.

1941

Arkansas 52, Wyoming 40 West Regional • Elite Eight March 21, 1941 Kansas City, Mo.

Arkansas Player	FG	FT	FTA	PF	TP
Johnny Adams	11	4	4	0	26
Gordon Carpenter	3	2	3	2	8
John Freiburger	2	3	4	2	7
R.C. Pitts	4	0	0	4	8
Clayton Wynne	0	0	0	2	0
Howard Hickey	1	1	2	4	3
O'Neal Adams	0	0	0	0	0
Totals	21	10	13	14	52

FT%: .769

Wyoming

Wyoming Player	FG	FT	FTA	PF	TP
N. Kirpan	0	1	2	2	1
Bentson	1	0	0	2	2
C. Gowdy	0	0	2	4	0
J. Weir	2	0	1	2	4
L. Muir	0	0	0	0	0
B. Strannigan	3	2	2	0	8
K. Sailors	6	5	5	2	17
C. Butcher	0	0	0	0	0
W. Rothman	3	2	3	2	4
Totals	15	10	15	14	40

FT%: .667

Score by Periods	1st	2nd	Total
Arkansas	29	23	52
Wyoming	18	22	40

Washington St. 64, Arkansas 53 Final Four • Semifinal March 22, 1941 Kansas City, Mo.

Arkansas Player	FG	FT	FTA	PF	TP
Johnny Adams	10	2	5	1	22
Gordon Carpenter	2	1	3	2	5
John Freiburger	1	3	4	3	5
R.C. Pitts	5	2	4	2	12
Clayton Wynne	0	0	0	2	0
Howard Hickey	1	1	2	2	3
O'Neal Adams	2	2	3	0	6
Nobel Robbins	0	0	1	3	0
Totals	21	11	22	15	53

FT%: .500

Washington St. Player	FG	FT	FTA	PF	TP
D. Gentry	4	1	2	2	9
V. Butts	5	1	1	1	11
J. Hooper	2	0	0	4	4
P. Lindeman	4	6	9	2	14
J. Zimmerman	0	0	0	2	0

K. Gebert	5	2	2	1	12
M. Gilberg	3	0	3	4	6
D. Hunt	1	0	0	3	2
R. Sundquist	2	2	2	2	6
F. Adkins	0	0	0	0	0
Totals	26	12	19	21	64

FT%: .632

Score by Periods	1st	2nd	Total
Arkansas	25	28	53
Washington St.	37	27	64

1945

Arkansas 79, Oregon 76 Western Regional • Elite Eight March 23, 1945 Kansas City, Mo.

Arkansas Player	FG	FT	FTA	PF	TP
Ocie Richie	6	1	1	2	13
Mike Schumchyk	7	6	9	4	20
Kenneth Kearns	0	0	0	1	0
George Kok	9	4	5	2	22
Charles Jollif	0	0	1	2	0
Bill Flynt	4	3	4	3	11
Frank Schumchyk	0	1	1	0	1
Paul Wheeler	5	2	3	0	12
Totals	31	17	24	14	79

FT%: .708

Oregon Player	FG	FT	FTA	PF	TP
Smith	4	3	4	3	11
R. Berg	3	2	3	4	8
D. Wilkins	10	3	3	2	23
Stamper	0	0	0	2	0
K. Hays	3	1	2	3	7
B. Hamilton	9	2	3	2	20
Bartlett	3	1	1	5	7
Totals	32	12	16	21	76

FT%: .750

Score by Periods	1st	2nd	Total
Arkansas	47	32	79
Oregon	34	42	76

Oklahoma St. 68, Arkansas 41 Final Four • Semifinal March 24, 1945 Kansas City, Mo.

Arkansas Player	FG	FT	PF	TP
Ocie Richie	2	0	0	4
Tony Byles	1	0	1	2
Mike Schumchyk	1	2	3	4
Frank Schumchyk	0	0	1	0
Kenneth Kearns	1	1	2	3
George Kok	4	4	2	12
Chris Jollif	0	0	3	0

Bill Flynt	5	1	2	11
Jody Copeland	0	1	0	1
Paul Wheeler	2	0	3	4
Totals	16	9	17	41

Oklahoma St.

Player	FG	FT	PF	TP
C. Hankins	8	6	1	22
W. Kern	3	0	2	6
B. Kurland	6	3	3	15
J. Halbert	0	0	1	0
B. Williams	2	3	2	7
J. Parks	1	0	1	2
D. Parrack	7	2	1	16
J. Wylie	0	0	0	0
Totals	27	14	11	68

Score by Periods	1st	2nd	Total
Arkansas	17	24	41
Oklahoma St.	36	32	68

1949

Oregon St. 56, Arkansas 38 West Regional • Elite Eight March 18, 1949 Kansas City, Mo.

Oregon St. Player	FG	FT	FTA	PF	TP
C. Crandall	3	7	7	4	13
A. Peterson	5	0	1	1	10
L. Rinearson	0	1	1	2	1
P. Sliper	1	0	0	0	2
R. Snyder	0	0	0	1	0
H. Watt	1	0	0	2	2
E. Fleming	1	0	1	3	2
B. Harper	2	3	4	2	7
J. Catterall	0	0	0	1	0
D. Ballantyne	2	9	11	1	13
D. Torrey	3	0	2	4	6
T. Holman	0	0	0	0	0
Totals	18	20	27	56	

FG%: 18-51, .353
FT%: .741

Arkansas Player	FG	FT	FTA	PF	TP
James Cathcart	2	2	4	5	6
C. Horton	4	4	6	5	12
Robert Ambier	2	0	5	1	4
Paul Coleman	0	2	2	0	2
K. Kearns	1	1	1	4	3
Williams	0	2	2	2	2
Rankin	2	0	0	4	4
Campbell	2	1	3	3	5
Adams	0	0	0	0	0
Norman Price	0	0	0	2	0
Gerald Hudspeth	0	0	2	0	0
Totals	13	12	23	24	38

FG%: 13-63, .206
FT%: .521

Score by Periods	1st	2nd	Total
Oregon St.	21	35	56
Arkansas	17	21	38

Arkansas 61, Wyoming 48 West Regional • Third-Place Game March 19, 1949 Kansas City, Mo.

Arkansas Player	FG	FT	FTA	PF	TP
James Cathcart	4	0	1	4	8
C. Horton	7	2	5	4	16
Robert Ambier	5	3	5	1	13
Paul Coleman	1	0	1	0	2
K. Kearns	7	0	0	5	14
Williams	1	0	0	1	2
Rankin	0	0	0	0	0
Campbell	2	2	2	4	6
Totals	27	7	14	19	61

FG%: 27-71, .380
FT%: .500

Wyoming Player	FG	FT	FTA	PF	TP
Doty	1	2	4	2	4
L. Larson	0	0	1	0	0
K. Bloom	0	3	3	2	3
R. Livingston	3	0	3	3	6
G. Reed	2	3	3	3	7
M. Peyton	7	2	3	0	16
J. Plich	4	4	4	3	12
Totals	17	14	21	13	48

FG%: 17-61, .279
FT%: .667

Score by Periods	1st	2nd	Total
Arkansas	33	28	61
Wyoming	23	25	48

1958

Oklahoma St. 65, Arkansas 40 Midwest Region • Second Round March 14, 1958 Lawrence, Kan.

Arkansas Player	FG	FGA	FT	FTA	REB	PF	TP
Harry Thompson	3	9	1	1	6	1	7
Wayne Dunn	3	9	2	3	4	4	8
Jay Carpenter	2	2	0	1	2	5	4
Fred Grim	5	16	3	5	5	2	13
Larry Grisham	3	13	0	1	7	4	6
Tommy Rankin	0	5	0	2	2	0	0
Zane Hankins	0	1	0	0	1	0	0
Richard Rittman	0	2	0	0	0	1	0
Lawrence Stolzer	1	2	0	2	2	1	2
Ora Lee Boss	0	1	0	0	0	0	0
Totals	17	60	6	13	29	20	40

FG%: .283
FT%: .462

Oklahoma St.

Player	FG	FGA	FT	FTA	REB	PF	TP
Sutton	3	5	2	2	5	1	8
Crutchfield	0	2	1	1	1	1	1
A. Clark	4	7	12	15	13	2	20
Carberry	3	8	5	7	8	3	11
Adair	5	11	1	1	5	2	11
Hale	3	8	4	4	4	3	10
Heffington	1	1	0	0	0	0	2
Soergel	0	0	0	0	0	0	0
Walker	0	0	0	0	0	0	0
Wade	0	0	0	0	0	0	0
Deutscherdorf	1	2	0	0	0	0	2
Fleming	0	1	0	0	0	0	

1977

Wake Forest 86, Arkansas 80
Midwest Regional • First Round • March 12, 1977
Lloyd Noble Center • Norman, Ok. • Att.: 10,871

##	Player	Tot-FG				Rebounds							
		FG	FGA	FT	FTA	Tot	PF	TP	A	TO	BLK	S	MIN
32	Rod Griffin *	10	17	6	9	10	4	26	1	1	1	1	NA
25	Jerry Schellenberg *	6	12	5	6	3	2	17	1	1	0	6	NA
52	Larry Harrison *	0	1	0	0	5	4	0	1	1	0	1	NA
15	Skip Brown *	8	17	7	8	1	4	23	6	5	0	2	NA
14	Frank Johnson *	4	8	4	4	3	2	12	6	1	0	2	NA
33	Leroy McDonald	2	6	2	2	3	2	6	2	1	0	2	NA
44	Mike Palma	0	0	0	0	0	0	0	0	1	0	0	NA
11	Mark Dale	0	0	0	0	1	1	0	0	0	0	0	NA
54	Don Mulnix	1	2	0	0	1	1	2	0	1	0	0	NA
40	John Hendler	0	0	0	0	1	1	0	0	0	0	0	NA
TEAM		1											
Totals		31	63	24	29	21	86	17	12	1	14	200	
FG%		1st Half: 14-35 .400		2nd Half: 17-28 .607		Game: .492		DEADBALL					
F Throw%		1st Half: 5-8 .625		2nd Half: 19-21 .905		Game: .828		REBOUNDS		2			

##	Player	Tot-FG				Rebounds							
		FG	FGA	FT	FTA	Tot	PF	TP	A	TO	BLK	S	MIN
42	Jim Counce *	3	4	6	6	3	4	12	4	10	1	0	NA
44	Marvin Delph *	7	14	4	6	8	2	18	2	3	0	1	NA
40	Steve Stroud *	3	5	0	0	3	4	6	2	1	1	0	NA
10	Ron Brewer *	9	11	2	4	2	3	20	3	3	1	1	NA
32	Sidney Moncrief *	6	8	0	2	10	5	12	0	4	0	1	NA
30	Steve Schall	6	7	0	2	0	3	12	1	2	0	0	NA
22	Ray Buckner	0	1	0	0	0	2	0	0	0	0	0	NA
34	Ray Trumbo	0	0	0	0	1	0	1	0	0	0	0	NA
TEAM		1											
Totals		34	50	12	20	27	24	80	13	23	3	200	
FG%		1st Half: 18-28 .643		2nd Half: 16-22 .727		Game: .680		DEADBALL					
F Throw%		1st Half: 10-15 .667		2nd Half: 2-5 .400		Game: .600		REBOUNDS		3			


Technical fouls: None

Score by Periods	1st	2nd	Total
Wake Forest	33	53	86
Arkansas	46	34	80

1978

Arkansas 73, Weber St. 52
West Regional • First Round • March 11, 1978
McArthur Court • Eugene, Ore. • Att.: 9,133

##	Player	Tot-FG				Rebounds							
		FG	FGA	FT	FTA	Tot	PF	TP	A	TO	BLK	S	MIN
42	Jim Counce *	2	3	0	0	8	2	4	5	1	0	0	39
44	Marvin Delph *	9	16	2	2	8	1	20	0	2	1	2	36
30	Steve Schall *	3	5	0	0	4	6	0	0	0	0	0	22
10	Ron Brewer *	7	15	5	7	3	2	19	2	2	2	1	36
32	Sidney Moncrief *	5	9	6	6	5	4	16	1	4	0	0	25
11	Mike Watley	0	2	0	0	0	0	0	0	0	0	1	3
20	Alan Zahn	1	1	0	0	1	3	2	0	0	0	0	19
24	U.S. Reed	1	3	0	0	1	2	0	0	0	0	1	20
50	James Crockett	2	4	0	0	1	0	4	0	0	2	0	4
TEAM		4											
Totals		30	58	13	15	34	17	73	8	9	5	200	
FG%		1st Half: 13-28 .464		2nd Half: 17-30 .567		Game: .517		DEADBALL					
F Throw%		1st Half: 6-6 1.000		2nd Half: 7-9 .778		Game: .867		REBOUNDS		3			



1978 • Final Four

Front row, L to R: Ron Brewer, Jim Counce, Marvin Delph. Second row, L to R: Mike Young, U.S. Reed, Cam McClary, Chris Bennett, Michael Watley. Third row, L to R: James Crockett, Houston Nutt, Alan Zahn, Steve Bates, Steve Schall, Sidney Moncrief, manager Randy White. Fourth row, L to R: Manager Jim Moore, head coach Eddie Sutton, assistant coach Gene Keady, assistant coach Pat Foster.

##	Player	Tot-FG				Rebounds							
		FG	FGA	FT	FTA	Tot	PF	TP	A	TO	BLK	S	MIN
20	David Johnson *	4	17	1	2	6	3	9	1	2	0	3	33
31	Kurt Moore *	7	9	0	0	7	2	14	2	3	0	0	25
32	Richard Smith *	3	11	2	2	8	4	8	0	2	0	0	38
19	Mark Mattos *	1	5	0	0	2	0	2	0	2	0	0	34
22	Bruce Collins *	5	15	3	5	5	2	13	4	2	0	1	38
12	Ben Howland	3	6	0	2	0	2	6	0	0	0	0	21
25	Darrell Brown	0	0	0	0	0	0	0	0	0	0	0	4
33	Jim Gibson	0	0	0	0	0	0	0	0	1	0	0	1
44	Rob McKone	0	1	0	0	1	1	0	0	0	0	1	6
TEAM		3											
Totals		23	64	6	11	32	14	52	9	13	0	5	200
FG%		1st Half: 11-30 .367		2nd Half: 12-34 .353		Game: .359		DEADBALL					
F Throw%		1st Half: 4-7 .571		2nd Half: 2-4 .500		Game: .545		REBOUNDS		8			

Technical fouls: Weber St. - Bench

Score by Periods	1st	2nd	Total
Arkansas	32	41	73
Weber St.	26	26	52

Arkansas 74, UCLA 70
West Regional • Sweet 16 • March 16, 1978
University Arena • Albuquerque, N.M. • Att.: 17,750

##	Player	Tot-FG				Rebounds							
		FG	FGA	FT	FTA	Tot	PF	TP	A	TO	BLK	S	MIN
24	David Greenwood *	8	13	1	4	4	5	17	2	2	2	1	39
35	James Wilkes *	3	5	0	0	0	5	6	1	1	0	1	21
31	Gig Sims *	0	1	0	0	4	2	0	1	1	1	0	13
22	Raymond Townsend *	1	11	0	0	2	2	2	2	1	0	0	26
24	Roy Hamilton *	9	16	1	2	1	4	19	6	3	0	4	36
14	Brad Holland	5	8	0	0	2	8	2	1	0	0	0	20
32	Darrel Allums	6	7	0	2	10	4	12	0	2	0	1	27
50	Marvin Thomas	1	1	0	0	2	0	2	0	0	0	0	1
55	Kiki Vandeweghe	2	4	0	0	4	0	4	0	1	1	0	17
TEAM		3											
Totals		34	67	2	8	30	24	70	14	13	4	7	200
FG%		1st Half: 14-28 .500		2nd Half: 20-39 .512		Game: .507		DEADBALL					
F Throw%		1st Half: 1-5 .200		2nd Half: 1-3 .333		Game: .250		REBOUNDS		2			

Technical fouls: None

Score by Periods	1st	2nd	Total
Arkansas	33	53	86
UCLA	42	32	74

Technical fouls: None

Score by Periods	1st	2nd	Total
UCLA	29	41	70
Arkansas	42	32	74



John Frieberger was a team captain in 1941 on Arkansas' first Final Four squad.

Arkansas 61, Cal State-Fullerton 58
West Regional • Elite Eight • March 18, 1978
University Arena • Albuquerque, N.M. • Att.: 18,144

##	Player	Tot-FG				Rebounds							
		FG	FGA	FT	FTA	Tot	PF	TP	A	TO	BLK	S	MIN
30	Greg Bunch *	3	9	3	4	10	3	9	1	3	0	3	40
44	Kevin Neenan *	5	14	1	2	0	2	11	1	4	0	2	40
34	Steve Shaw *	1	4	0	0	3	1	2	1	1	0	0	16
12	Keith Anderson *	11	22	1	1	9	1	23	4	5	0	2	37
14	Mike Linden *	1	7	0	0	3	1	2	4	4	0	3	38
40	Mike Niles	4	6	3	4	3	4	11	0	1	0	1	26
42	Greg Palm	0	0	0	0	1	0	0	0	0	0	0	3
TEAM		6											
Totals		25	62	8	11	36	13	58	11	18	0	11	200
FG%		1st Half: 12-32 .375		2nd Half: 13-30 .433		Game: .403		DEADBALL					
F Throw%		1st Half: 0-0 .000		2nd Half: 8-11 .727		Game: .727		REBOUNDS		2			

Technical fouls: None


Score by Periods	1st	2nd	Total
Cal State-Fullerton	24	34	58
Arkansas	39	22	61

Kentucky 64, Arkansas 59
Final Four • Semifinal • March 25, 1978
The Checkerdome • St. Louis, Mo. • 18,721

##	Player	Tot-FG				Rebounds							
		FG	FGA	FT	FTA	Tot	PF	TP	A	TO	BLK	S	MIN
42	Jim Counce *	2	2	2	3	2	4	6	2	1	2	0	32
44	Marvin Delph *	5	13	5	6	8	3	15	0	3	2	0	40
30	Steve Schall *	3	5	0	0	3	5	6	0	2	0	1	21
10	Ron Brewer *	5	12	6	8	5	2	16	1	3	0	3	39
32	Sidney Moncrief *	5	11	3	7	5	3	13	0	4	2	1	40
20	Alan Zahn	1	1	1	2	2	3	3	1	0	0	1	17
24	U.S. Reed	0	0	0	0	0	0	2	0	0	1	1	11
TEAM		1											
Totals		21	44	17	26	26	22	59	4	14	7	7	200
FG%		1st Half: 11-21 .524		2nd Half: 10-23 .435		Game: .477		DEADBALL					
F Throw%		1st Half: 8-11 .727		2nd Half: 9-15 .600		Game: .654		REBOUNDS		5			

Technical fouls: None

Score by Periods	1st	2nd	Total
Kentucky	24	40	



1979 • Elite Eight

Front row, L to R: U.S. Reed, Mike Young, Mike Buckrop, Sidney Moncrief, Chris Bennett, Alvin Bailey, Brad Friess. Second row, L to R: Manager Carlton Jordan, David Scott, James Crockett, Tony Brown, Alan Zahn, Steve Schall, Keith Peterson, Scott Hastings. Third row, L to R: Manager Jerry Cohen, assistant coach Jim Counce, assistant coach Bob Cleeland, head coach Eddie Sutton, assistant coach Pat Foster, graduate assistant Bobby Altom, manager Mike Shassere.

Table with 10 columns: #, Player, FG, FGA, FT, FTA, Tot, PF, TP, A, TO, BLK, S, MIN. Includes team totals and game statistics for Arkansas vs Indiana St.

Table with 10 columns: #, Player, FG, FGA, FT, FTA, Tot, PF, TP, A, TO, BLK, S, MIN. Includes team totals and game statistics for Arkansas vs Indiana St.

Technical fouls: Kentucky - Bench

Score by Periods table with columns: 1st, 2nd, Total. Rows for Arkansas and Kentucky.

Arkansas 71, Notre Dame 69 Final Four • Third-Place Game • March 27, 1978 The Checkerdome • St. Louis, Mo. • Att: 18,721

Table with 10 columns: #, Player, FG, FGA, FT, FTA, Tot, PF, TP, A, TO, BLK, S, MIN. Includes team totals and game statistics for Arkansas vs Notre Dame.

Table with 10 columns: #, Player, FG, FGA, FT, FTA, Tot, PF, TP, A, TO, BLK, S, MIN. Includes team totals and game statistics for Arkansas vs Weber St.

Table with 10 columns: #, Player, FG, FGA, FT, FTA, Tot, PF, TP, A, TO, BLK, S, MIN. Includes team totals and game statistics for Arkansas vs Weber St.

Technical fouls: None

Score by Periods table with columns: 1st, 2nd, Total. Rows for Arkansas and Weber St.

Arkansas 73, Louisville 62 Midwest Regional • Sweet 16 • March 15, 1979 Riverfront Coliseum • Cincinnati, Ohio

Table with 10 columns: #, Player, FG, FGA, FT, FTA, Tot, PF, TP, A, TO, BLK, S, MIN. Includes team totals and game statistics for Arkansas vs Louisville.

Technical fouls: None

Score by Periods table with columns: 1st, 2nd, Total. Rows for Arkansas and Louisville.

1979

Arkansas 74, Weber St. 63 Midwest Regional • Second Round • March 11, 1979 Allen Field House • Lawrence, Kan. • Att.: 6,475

Table with 10 columns: #, Player, FG, FGA, FT, FTA, Tot, PF, TP, A, TO, BLK, S, MIN. Includes team totals and game statistics for Arkansas vs Weber St.

Table with 10 columns: #, Player, FG, FGA, FT, FTA, Tot, PF, TP, A, TO, BLK, S, MIN. Includes team totals and game statistics for Arkansas vs Weber St.

Technical fouls: None

Score by Periods table with columns: 1st, 2nd, Total. Rows for Arkansas and Weber St.

Indiana St. 73, Arkansas 71 Midwest Regional • Elite Eight • March 17, 1979 Riverfront Coliseum • Cincinnati, Ohio • Att.: 17,166

Table with 10 columns: #, Player, FG, FGA, FT, FTA, Tot, PF, TP, A, TO, BLK, S, MIN. Includes team totals and game statistics for Indiana St vs Arkansas.

Table with 10 columns: #, Player, FG, FGA, FT, FTA, Tot, PF, TP, A, TO, BLK, S, MIN. Includes team totals and game statistics for Indiana St vs Arkansas.

Table with 10 columns: #, Player, FG, FGA, FT, FTA, Tot, PF, TP, A, TO, BLK, S, MIN. Includes team totals and game statistics for Arkansas vs Indiana St.

Technical fouls: None

Score by Periods table with columns: 1st, 2nd, Total. Rows for Indiana St and Arkansas.

1980

Kansas St. 71, Arkansas 53 Midwest Regional • First Round • March 6, 1980 Bob Devaney Sports Center • Lincoln, Neb. • Att.: 8,000

Table with 10 columns: #, Player, FG, FGA, FT, FTA, Tot, PF, TP, A, TO, BLK, S, MIN. Includes team totals and game statistics for Kansas St vs Arkansas.

Table with 10 columns: #, Player, FG, FGA, FT, FTA, Tot, PF, TP, A, TO, BLK, S, MIN. Includes team totals and game statistics for Kansas St vs Arkansas.

Technical fouls: None

Score by Periods table with columns: 1st, 2nd, Total. Rows for Kansas St and Arkansas.

Table with 10 columns: #, Player, FG, FGA, FT, FTA, Tot, PF, TP, A, TO, BLK, S, MIN. Includes team totals and game statistics for Arkansas vs Kansas St.

Technical fouls: None

Score by Periods table with columns: 1st, 2nd, Total. Rows for Kansas St and Arkansas.

1981

Arkansas 73, Mercer 67 Midwest Regional • First Round • March 12, 1981 Frank Erwin Center • Austin, Texas • Att.: 6,475

Table with 10 columns: #, Player, FG, FGA, FT, FTA, Tot, PF, TP, A, TO, BLK, S, MIN. Includes team totals and game statistics for Arkansas vs Mercer.

Table with 10 columns: #, Player, FG, FGA, FT, FTA, Tot, PF, TP, A, TO, BLK, S, MIN. Includes team totals and game statistics for Arkansas vs Mercer.

Technical fouls: None

Score by Periods table with columns: 1st, 2nd, Total. Rows for Arkansas and Mercer.



1981 • Sweet 16

Front row, L to R: Manager Mike Robinson, manager Keith Jones, manager Jimmy Dykes, Ricky Norton, Leroy Sutton, U.S. Reed, Mike Young, John Snively, Darrell Walker, Eugene Nash, manager Mike Shas-sere, manager Doc Sadler, manager Boo Roth. Second row, L to R: Part-time assistant coach Fred Trenkle, assistant coach Bill Brown, Tony Brown, Keith Peterson, Craig Olson, Scott Hastings, Brad Friess, David Richardson, Greg Skulman, assistant coach Jim Counce, head coach Eddie Sutton.

No. 5 Arkansas

##	Player	Tot-FG			Rebounds			TP	A	TO BLK	S	MIN
		FG	FGA	FT	FTA	Tot	PF					
42	Keith Peterson *	1	6	3	6	5	1	5	1	0	0	32
40	Tony Brown *	4	6	4	5	9	4	12	10	1	0	34
44	Scott Hastings *	6	14	6	10	12	2	18	1	5	1	40
24	U.S. Reed *	8	15	3	6	8	3	19	1	0	0	35
34	Mike Young *	0	2	0	0	1	1	0	0	1	0	10
20	Darrell Walker	8	12	3	13	5	4	19	1	1	0	35
45	Carey Kelly	0	1	0	0	0	1	0	1	0	0	3
43	Greg Skulman	0	1	0	0	1	3	0	0	1	0	5
TEAM					3							
Totals		27	57	19	40	44	19	73	15	9	1	8 200

FG%	1st Half: 17.35 .485	2nd Half: 10.22 .455	Game: .474	DEADBLL
F Throw%	1st Half: 4.11 .384	2nd Half: 15.29 .517	Game: .425	REBOUNDS 9

Technical fouls: None

Score by Periods			
1st	2nd	Total	
No. 12 Mercer	36	31	67
No. 5 Arkansas	38	35	73

Arkansas 74, Louisville 73
Midwest Regional • Second Round • March 14, 1981
Frank Erwin Center • Austin, Texas • Att.: 8,523

No. 5 Arkansas

##	Player	Tot-FG			Rebounds			TP	A	TO BLK	S	MIN
		FG	FGA	FT	FTA	Tot	PF					
40	Tony Brown *	1	3	0	0	2	5	2	0	2	0	13
42	Keith Peterson *	2	4	4	6	6	3	8	0	2	0	39
44	Scott Hastings *	2	8	8	8	4	12	0	2	0	0	22
20	Darrell Walker *	9	15	5	7	4	3	23	3	1	0	40
24	U.S. Reed *	7	14	5	6	3	19	6	5	1	3	40
43	Greg Skulman	0	0	0	0	0	0	1	2	0	0	4
34	Mike Young	4	7	2	2	0	2	10	5	0	0	25
45	Carey Kelly	0	1	0	1	3	0	0	1	0	0	13
12	Brad Friess	0	0	0	0	0	0	0	0	0	0	4
TEAM					7							
Totals		25	52	24	30	34	23	74	11	20	1	7 200

FG%	1st Half: 15.34 .441	2nd Half: 10.18 .555	Game: .480	DEADBLL
F Throw%	1st Half: 7.9 .875	2nd Half: 17.22 .727	Game: .800	REBOUNDS 0

No. 4 Louisville

##	Player	Tot-FG			Rebounds			TP	A	TO BLK	S	MIN
		FG	FGA	FT	FTA	Tot	PF					
43	Derek Smith *	5	9	0	0	7	4	10	5	6	1	35
22	Rodney McCray *	4	4	3	5	5	11	2	1	0	3	25
33	Charles Jones *	4	4	2	4	3	10	0	1	4	0	31
4	Lancaster Gordon *	3	6	2	3	4	2	8	1	2	1	30
5	Jerry Eaves *	3	11	3	5	4	2	9	3	8	0	35
21	Scotter McCray	5	9	1	4	4	4	11	0	0	2	23
34	Robert Burkman	0	0	4	4	1	5	4	0	0	0	8
44	Poncho Wright	2	5	6	6	0	1	10	1	1	0	20
14	Greg Deuser	0	1	0	0	0	0	1	1	0	0	3
TEAM					1							
Totals		26	49	21	31	29	26	73	13	20	8	10 200

FG%	1st Half: 12.18 .667	2nd Half: 14.31 .452	Game: .531	DEADBLL
F Throw%	1st Half: 9.15 .800	2nd Half: 12.15 .800	Game: .677	REBOUNDS 2

Technical fouls: None

Score by Periods			
1st	2nd	Total	
No. 5 Arkansas	37	37	74
No. 4 Louisville	33	40	73

LSU 72, Arkansas 56

Midwest Regional • Sweet 16 • March 20, 1981
Louisiana Superdome • New Orleans, La. • Att.: 34,036

No. 5 Arkansas

##	Player	Tot-FG			Rebounds			TP	A	TO BLK	S	MIN
		FG	FGA	FT	FTA	Tot	PF					
40	Tony Brown *	4	7	0	0	4	4	8	2	5	1	24
42	Keith Peterson *	4	11	1	2	2	9	1	2	0	1	27
44	Scott Hastings *	6	12	2	2	7	5	14	0	3	0	27
20	Darrell Walker *	6	14	0	1	4	12	4	5	0	4	31
24	U.S. Reed *	4	10	2	4	5	0	10	1	1	2	24
12	Brad Friess	1	2	0	0	0	2	2	0	1	0	19
14	Ricky Norton	0	0	0	0	0	1	0	3	0	0	3
34	Mike Young	0	1	0	0	0	2	0	0	3	0	7
43	Greg Skulman	0	1	0	0	1	0	0	0	0	0	6
45	Carey Kelly	0	1	1	2	1	1	1	0	1	0	16
TEAM					7							
Totals		25	59	6	11	31	21	56	11	21	3	11 200

FG%	1st Half: 8.25 .320	2nd Half: 17.34 .500	Game: .424	DEADBLL
F Throw%	1st Half: 2.4 .500	2nd Half: 4.7 .571	Game: .545	REBOUNDS 1

No. 1 LSU

##	Player	Tot-FG			Rebounds			TP	A	TO BLK	S	MIN
		FG	FGA	FT	FTA	Tot	PF					
24	Leonard Mitchell *	4	8	2	3	7	4	10	2	5	2	44
40	Durand Macklin *	6	13	3	8	9	1	15	1	4	0	37
43	Greg Cook *	4	7	4	4	7	5	12	0	3	0	22
21	Ethan Martin *	5	8	6	6	3	5	16	8	3	0	30
32	Howard Carter *	4	13	0	1	3	2	8	2	2	0	40
10	Willie Sims	4	4	1	1	5	0	9	2	2	0	19



Scott Hastings helped Arkansas to four straight NCAA Tournament bids with trips to the Elite Eight in 1979 and the Sweet 16 in 1981.

12 Johnny Jones	1	3	0	1	3	0	2	1	0	0	1	11
20 John Tudor	0	1	0	0	0	0	0	1	0	0	0	1
TEAM				4								
Totals	28	57	16	24	41	17	72	17	19	2	8 200	

FG%	1st Half: 14.30 .467	2nd Half: 14.27 .519	Game: .491	DEADBLL
F Throw%	1st Half: 6.10 .600	2nd Half: 10.14 .714	Game: .667	REBOUNDS 3

Technical fouls: Arkansas - Walker. LSU - Cook, Sims.

Score by Periods			
1st	2nd	Total	
No. 5 Arkansas	18	38	56
No. 1 LSU	34	38	72

1982

Kansas St. 65, Arkansas 64
Midwest Regional • Second Round • March 14, 1982
Reunion Arena • Dallas, Texas • Att.: 13,500

No. 5 Kansas St.

##	Player	Tot-FG			Rebounds			TP	A	TO BLK	S	MIN
		FG	FGA	FT	FTA	Tot	PF					
45	Ed Nealy *	6	8	1	4	9	1	13	3	0	0	39
52	Randy Reed *	4	9	0	0	9	3	8	2	4	0	33
41	Les Craft *	5	10	1	1	5	11	6	4	5	1	33
12	Tim Jankovic *	4	7	0	0	1	1	8	2	3	0	37
32	Tyrone Adams *	8	11	5	6	3	3	21	4	4	0	38
34	Ed Galvao	2	2	0	2	3	4	2	1	0	0	17
35	Lafayette Watkins	0	1	0	0	0	1	0	2	1	0	3
TEAM					1							
Totals		29	48	7	13	30	17	65	21	17	5	8 200

FG%	1st Half: 15.24 .625	2nd Half: 14.24 .583	Game: .604	DEADBLL
F Throw%	1st Half: 1.2 .500	2nd Half: 6.11 .545	Game: .538	REBOUNDS 2

No. 4 Arkansas


##	Player	Tot-FG			Rebounds			TP	A	TO BLK	S	MIN
		FG	FGA	FT	FTA	Tot	PF					
40	Tony Brown *	7	11	1	2	2	4	15	4	2	1	27
42	Keith Peterson *	5	7	0	0	1	1	10	2	0	0	39
44	Scott Hastings *	8	17	0	2	8	4	16	3	4	0	40
20	Darrell Walker *	5	12	3	6	10	3	13	6	1	3	40
21	Alvin Robertson *	1	4	4	4	1	4	6	0	3	0	24
12	Brad Friess	0	0	0	0	1	0	1	0	1	0	10
14	Ricky Norton	1	3	2	2	1	0	4	1	3	0	17
45	Carey Kelly	0	0	0	0	0	0	0	0	0	0	3
TEAM					1							
Totals		27	54	10	16	25	17	64	17	14	4	9 200

FG%	1st Half: 16.26 615	2nd Half: 11.28.392	Game: .500	DEADBLL
F Throw%	1st Half: 0.3 .000	2nd Half: 10.13 .769	Game: .625	REBOUNDS 1

Technical fouls: None

Score by Periods			
1st	2nd	Total	
No. 5 Kansas St.	31	34	65
No. 4 Arkansas	32	32	64

1983



1983 • Sweet 16

Front row, L to R: Robert Brannon, Leroy Sutton, Jimmy Dykes, Carey Kelly, Robert Kitchen, Alvin Robertson, Ricky Norton, John Snively, Darrell Walker, Charles Balentine. Back row, L to R: Assistant coach James Dickey, assistant coach Fred Trenkle, assistant coach Bill Brown, head coach Eddie Sutton, Willie Cutts, Eric Poerschke, Joe Kleine, Shaheed Ali, Mike Ratliff, Kennan DeBose, Scott Rose, manager Doc Sadler, manager Boo Roth, manager Keith Jones, manager Dudley Dawson, manager Lance Montgomery. Not pictured: Darryl Bedford.

Louisville 65, Arkansas 63
Midwest Regional • Sweet 16 • March 24, 1983
Stokely Center • Knoxville, Tenn. • Att.: 12,489

No. 4 Arkansas

##	Player	Tot-FG			Rebounds			TP	A	TO	BLK	S	MIN
		FG	FGA	FT	FTA	Tot	PF						
24	Charles Balentine *	3	6	1	3	3	1	7	0	2	0	1	29
33	Leroy Sutton *	5	5	2	2	1	3	12	0	5	1	0	35
35	Joe Kleine *	8	13	5	6	7	4	21	0	2	0	0	38
20	Darrell Walker *	5	11	5	7	8	3	15	2	6	0	0	38
21	Alvin Robertson *	2	8	0	3	3	4	4	7	6	0	5	35
14	Ricky Norton	0	1	0	0	0	0	0	0	0	0	0	9
25	John Snively	0	2	0	0	0	0	0	0	0	0	0	2
45	Carey Kelly	2	3	0	0	7	1	4	1	1	1	0	14
TEAM		2											
Totals		25	49	13	21	31	16	63	10	22	2	6	200

FG%	1st Half: 14-27 .510	2nd Half: 11-21 .524	Game: .521	DEADBALL
F Throw%	1st Half: 9-12 .750	2nd Half: 4-9 .444	Game: .619	REBOUNDS

No. 1 Louisville

##	Player	Tot-FG			Rebounds			TP	A	TO	BLK	S	MIN
		FG	FGA	FT	FTA	Tot	PF						
21	Scotter McCray *	7	12	3	5	4	3	17	1	2	2	0	36
22	Rodney McCray *	2	5	1	2	5	4	5	2	1	0	1	33
33	Charles Jones *	3	4	0	1	2	4	6	3	2	0	3	29
4	Lancaster Gordon *	9	12	1	2	4	1	19	0	6	0	4	34
20	Milt Wagner *	5	12	0	0	1	3	10	6	3	1	35	
42	Jeff Hall	1	3	0	0	0	1	2	0	2	0	0	11
55	Billy Thompson	3	6	0	0	4	3	6	1	1	1	1	22
TEAM		4											
Totals		30	54	5	10	24	19	65	13	17	4	10	200

FG%	1st Half: 13-24 .542	2nd Half: 17-30 .567	Game: .556	DEADBALL
F Throw%	1st Half: 1-2 .500	2nd Half: 4-8 .500	Game: .500	REBOUNDS

Technical fouls: None

Score by Periods			
1st	2nd	Total	
No. 4 Arkansas	37	26	63
No. 1 Louisville	27	38	65

1984

Virginia 53, Arkansas 51 (OT)
East Regional • Second Round • March 18, 1984
Meadowlands Arena • East Rutherford, N.J. • Att.: 19,572

No. 7 Virginia

##	Player	Tot-FG			Rebounds			TP	A	TO	BLK	S	MIN
		FG	FGA	FT	FTA	Tot	PF						
4	Jim Miller *	4	5	1	2	0	4	9	0	2	0	0	29
30	Kenton Edelin *	4	4	0	0	6	1	8	1	2	2	4	41
24	Olden Polynice *	2	4	1	2	4	4	5	0	2	0	0	38
11	Othell Wilson *	6	14	1	2	2	2	13	3	3	1	4	41
34	Rick Carlisle *	6	10	0	0	6	0	12	7	6	0	0	36
15	Ricky Stokes	2	4	0	0	0	3	4	2	0	0	1	24
22	Tom Sheehy	1	1	0	0	0	1	2	0	2	0	1	6
51	Dan Merrifield	0	0	0	0	0	0	0	0	1	0	0	8
TEAM		3											
Totals		25	42	3	5	21	15	53	13	17	3	8	225

FG%	1st Half: 10-19 .526	2nd Half: 15-23 .652	Game: .595	DEADBALL
F Throw%	1st Half: 1-2 .500	2nd Half: 2-4 .500	Game: .500	REBOUNDS

No. 2 Arkansas

##	Player	Tot-FG			Rebounds			TP	A	TO	BLK	S	MIN
		FG	FGA	FT	FTA	Tot	PF						
24	Charles Balentine *	3	7	2	1	1	8	2	1	0	1	4	43
33	Leroy Sutton *	0	2	3	4	2	2	3	0	3	1	4	42
35	Joe Kleine *	6	10	3	4	7	2	15	0	6	1	3	45
14	Ricky Norton *	5	10	1	2	1	4	11	2	2	1	0	43
21	Alvin Robertson *	6	12	2	4	4	4	14	7	4	3	8	45
12	Scott Rose	0	1	0	0	0	0	0	0	0	0	0	2
30	Mike Ratliff	0	0	0	0	0	0	0	0	0	0	0	2
54	Darryl Bedford	0	0	0	0	1	1	0	1	0	0	0	3
TEAM		6											
Totals		20	42	11	16	22	14	51	12	16	6	13	225

FG%	1st Half: 9-21 .429	2nd Half: 11-21 .524	Game: .476	DEADBALL
F Throw%	1st Half: 3-4 .750	2nd Half: 8-12 .667	Game: .688	REBOUNDS

Technical fouls: None

Score by Periods				
1st	2nd	OT	Total	
No. 7 Virginia	21	28	4	53
No. 2 Louisville	21	28	2	51

1985

Arkansas 63, Iowa 54
West Regional • First Round • March 14, 1985
Huntsman Center • Salt Lake City, Utah • Att.: 6,928

No. 9 Arkansas

##	Player	Tot-FG			Rebounds			TP	A	TO	BLK	S	MIN
		FG	FGA	FT	FTA	Tot	PF						
5	William Mills *	2	6	6	8	3	4	10	5	7	0	1	27
24	Charles Balentine *	6	7	2	2	8	4	14	3	1	0	3	39
35	Joe Kleine *	10	17	5	8	14	3	25	0	3	0	2	38
4	Kenny Hutchinson *	3	3	4	7	3	3	4	5	3	0	2	38
11	Allie Freeman *	3	5	0	0	4	0	6	2	2	0	1	28
20	Kevin Rehl	1	2	0	0	0	2	2	1	0	0	0	6
21	Byron Irvin	1	6	0	0	1	0	2	0	0	0	0	14
33	Stephan Moore	0	0	0	0	1	0	0	0	0	0	0	9
50	Andrew Lang	0	0	0	2	0	2	0	0	1	1	0	8
52	Eric Poerschke	0	0	0	0	0	0	0	0	0	0	1	1
TEAM		5											
Totals		23	46	17	27	39	18	63	16	17	1	10	200

FG%	1st Half: 13-27 .481	2nd Half: 10-19 .526	Game: .500	DEADBALL
F Throw%	1st Half: 0-0 .000	2nd Half: 17-27 .629	Game: .629	REBOUNDS

No. 8 Iowa

##	Player	Tot-FG			Rebounds			TP	A	TO	BLK	S	MIN
		FG	FGA	FT	FTA	Tot	PF						
42	Michael Payne *	1	4	0	0	4	2	2	1	2	1	3	33
44	Al Lorenzen *	1	3	0	2	3	2	0	2	0	0	1	21
41	Greg Stokes *	6	12	2	2	8	5	14	2	5	0	0	32
4	Andre Banks *	3	8	0	1	5	3	6	6	3	0	2	35
25	Todd Berkenpas *	8	17	0	1	2	3	16	2	0	0	4	31
3	Gerry Wright	5	7	4	7	5	3	14	2	3	0	1	25
10	Michael Reaves	0	2	0	0	0	1	0	1	0	0	1	8
14	Clarence Jones	0	1	0	2	1	2	0	1	0	0	0	3
20	Jeff Moe	0	2	0	0	0	0	2	0	0	0	7	
24	Michael Morgan	0	1	0	0	0	0	0	0	1	0	1	
32	Dave Snedeker	0	0	0	0	1	1	0	0	0	0	3	
40	Kent Hill	0	0	0	0	0	1	0	1	0	0	1	
TEAM		4											
Totals		24	57	6	15	33	24	54	18	16	1	12	200

FG%	1st Half: 14-25 .560	2nd Half: 10-32 .312	Game: .421	DEADBALL
F Throw%	1st Half: 5-9 .555	2nd Half: 1-6 .167	Game: .400	REBOUNDS

Technical fouls: None

Score by Periods			
1st	2nd	Total	
No. 9 Arkansas	26	37	63
No. 8 Iowa	33	21	54

St. John's 68, Arkansas 65
West Regional • Second Round • March 16, 1985
Huntsman Center • Salt Lake City, Utah • Att.: 8,648

No. 9 Arkansas

##	Player	Tot-FG			Rebounds			TP	A	TO	BLK	S	MIN
		FG	FGA	FT	FTA	Tot	PF						
5	William Mills *	6	15	0	0	3	12	4	3	0	3	30	
24	Charles Balentine *	4	8	0	1	5	3	8	4	3	0	1	40
35	Joe Kleine *	7	15	9	10	11	4	23	1	2	0	0	40
4	Kenny Hutchinson *	2	3	0	0	3	5	4	3	2	0	2	25
11	Allie Freeman *	5	7	1	2	1	5	11	0	1	0	1	34
12	Scott Rose	0	0	0	0	0	1	0	1	0	0	2	
20	Kevin Rehl	1	1	0	0	0	1	2	0	0	0	1	
21	Byron Irvin	2	6	1	2	3	2	5	4	1	0	1	18
50	Andrew Lang	0	0	0	0	1	0	0	0	0	0	6	



Mario Credit set the school single-game scoring record in NCAA Tournament play when he went 14-for-21 from the floor and scored 34 points in the 1989 first-round win over Loyola-Marymount.

Louisville 93, Arkansas 84
Midwest Regional • Second Round • March 18, 1989
Hoosier Dome • Indianapolis, Ind. • Att.: 37,444 (2nd round record)

#	Player	Tot-FG		3-Pt		Rebounds											
		FG	FGA	FG	FGA	FT	FTA	OF	DE	Tot	PF	TP	A	TO	BLK	S	MIN
10	Todd Day *	7	20	1	6	5	6	3	2	5	4	20	0	1	0	1	27
24	Lenzie Howell *	8	20	0	2	2	4	4	5	9	4	18	0	2	0	1	34
55	Mario Credit *	3	5	0	0	3	8	2	8	10	4	9	0	2	1	1	27
11	Lee Mayberry *	7	20	1	2	4	4	5	0	2	19	5	3	0	1	36	
12	Keith Wilson *	3	6	0	1	0	0	2	3	5	6	6	4	2	0	37	
20	Arlyn Bowers *	2	9	2	5	0	0	0	1	1	6	3	1	0	1	20	
21	Darrell Hawkins	1	2	0	0	0	0	0	1	0	2	1	1	0	0	4	
22	Cannon Whitby	0	1	0	0	0	0	0	0	0	2	0	0	0	0	4	
25	Oliver Miller	1	5	0	0	2	3	1	4	5	4	2	3	1	1	20	
44	Shawn Davis	0	0	0	0	0	0	0	0	0	0	0	0	0	0	1	
TEAM		8															
Totals		35	98	9	39	22	32	28	30	65	33	101	13	20	2	3	200

FG% 1st Half: 16-43 .371 2nd Half: 16-46 .348 Game: .364 DEADBALL REBOUNDS
 3-Pt. FG% 1st Half: 3-8 .500 2nd Half: 1-11 .091 Game: .235 REBOUNDS
 F Throw% 1st Half: 7-14 .500 2nd Half: 9-11 .818 Game: .640 4

#	Player	Tot-FG		3-Pt		Rebounds											
		FG	FGA	FG	FGA	FT	FTA	OF	DE	Tot	PF	TP	A	TO	BLK	S	MIN
21	Kenny Payne *	5	8	0	0	2	2	1	2	3	4	12	1	2	0	0	15
44	Tony Kimbro *	1	6	0	1	1	4	1	3	4	3	3	2	0	0	0	28
42	Pervis Ellison *	8	11	0	0	5	6	4	11	15	5	21	8	4	3	1	29
3	Keith Williams *	4	9	0	1	0	1	3	4	2	9	5	2	0	0	35	
23	LaBradford Smith	8	15	1	3	9	10	0	4	4	0	26	8	2	0	35	
11	James Brewer	1	2	0	0	0	0	0	0	0	2	0	0	0	0	4	
12	Craig Hawley	0	0	0	0	0	0	0	0	0	0	0	0	0	0	1	
15	Shannon Fraley	0	0	0	0	0	0	0	0	0	0	0	0	0	0	1	
30	Cornelius Holden	2	3	0	0	4	10	4	4	1	9	0	0	0	0	11	
34	Everick Sullivan	2	5	0	0	1	2	3	3	4	4	5	1	1	20		
50	Felton Spencer	3	4	0	0	3	3	0	6	6	2	9	0	1	1	21	
TEAM		4															
Totals		34	63	1	5	24	37	8	35	47	20	93	28	16	8	6	200

FG% 1st Half: 17-36 .472 2nd Half: 17-27 .459 Game: .547 DEADBALL REBOUNDS
 3-Pt. FG% 1st Half: 1-4 .250 2nd Half: 0-1 .000 Game: .200 REBOUNDS
 F Throw% 1st Half: 14-18 .778 2nd Half: 10-19 .526 Game: .649 7

Technical fouls: Louisville - Holden

Score by Periods	1st	2nd	Total
No. 5 Arkansas	42	42	84
No. 4 Louisville	49	44	93

1990

Arkansas 68, Princeton 64
Midwest Regional • First Round • March 15, 1990
Frank Erwin Center • Austin, Texas • Att.: 11,578

#	Player	Tot-FG		3-Pt		Rebounds											
		FG	FGA	FG	FGA	FT	FTA	OF	DE	Tot	PF	TP	A	TO	BLK	S	MIN
33	Matt Lapin *	3	8	1	5	0	0	4	3	7	5	7	2	0	0	0	29
55	Matt Eastwick *	5	8	3	4	4	6	1	3	4	2	17	1	3	0	1	40
00	Kit Mueller *	8	12	0	0	3	4	1	5	6	4	19	8	5	0	0	40
11	Sean Jackson *	2	8	2	7	3	5	1	2	3	4	9	1	3	0	1	40
22	George Leftwich *	4	4	1	1	3	0	2	2	2	4	10	1	4	0	1	40
35	Matt Henshon	1	2	0	0	0	0	0	0	0	1	2	1	0	0	0	11
TEAM		2															
Totals		23	42	7	17	11	18	8	17	25	20	64	14	15	0	3	200

FG% 1st Half: 12-20 .600 2nd Half: 9-22 .409 Game: .547 DEADBALL REBOUNDS
 3-Pt. FG% 1st Half: 4-8 .500 2nd Half: 3-9 .333 Game: .411 REBOUNDS
 F Throw% 1st Half: 9-14 .642 2nd Half: 2-4 .500 Game: .611 0

#	Player	Tot-FG		3-Pt		Rebounds											
		FG	FGA	FG	FGA	FT	FTA	OF	DE	Tot	PF	TP	A	TO	BLK	S	MIN
10	Todd Day *	4	12	1	5	0	1	0	6	6	1	9	3	1	0	3	38
24	Lenzie Howell *	3	6	0	0	4	4	1	2	3	2	10	2	2	0	0	33
55	Mario Credit *	3	5	0	0	5	7	2	2	4	4	11	0	1	0	1	18
11	Lee Mayberry *	7	8	2	2	1	2	2	2	4	2	17	4	2	0	4	39
20	Arlyn Bowers *	0	1	0	0	4	5	1	0	1	1	4	4	1	0	1	35
14	Ernie Murry	0	0	0	0	0	0	0	0	0	0	0	0	0	0	3	
21	Darrell Hawkins	1	2	0	0	0	0	0	0	0	1	2	0	1	0	7	
25	Oliver Miller	5	9	0	0	0	1	7	8	3	10	3	4	1	2	22	
31	Ron Huery	2	2	0	0	1	1	1	0	1	4	5	1	0	0	2	5
TEAM		1															
Totals		25	45	3	7	15	21	8	18	26	19	68	17	12	2	12	200

FG% 1st Half: 17-32 .531 2nd Half: 8-13 .615 Game: .556 DEADBALL REBOUNDS
 3-Pt. FG% 1st Half: 2-5 .400 2nd Half: 1-2 .500 Game: .429 REBOUNDS
 F Throw% 1st Half: 4-5 .800 2nd Half: 11-16 .688 Game: .714 1

Technical fouls: Arkansas - Day

Score by Periods	1st	2nd	Total
No. 13 Princeton	37	27	64
No. 4 Arkansas	40	28	68

Arkansas 86, Dayton 84
Midwest Regional • Second Round • March 17, 1990
Frank Erwin Center • Austin, Texas • Att.: 15,884

#	Player	Tot-FG		3-Pt		Rebounds											
		FG	FGA	FG	FGA	FT	FTA	OF	DE	Tot	PF	TP	A	TO	BLK	S	MIN
20	Anthony Corbitt *	8	15	0	2	3	3	3	6	4	18	1	4	0	0	32	
35	Noland Robinson *	9	14	0	3	2	4	4	6	10	2	20	1	2	0	1	24
52	Wes Coffee *	2	2	0	0	2	2	3	5	2	6	1	1	3	0	18	
11	Ray Springer *	7	12	3	6	0	0	4	4	3	17	3	3	0	2	36	
32	Negele Knight *	3	12	2	5	8	10	0	3	3	16	10	5	0	1	38	
3	David Bradds	1	2	0	0	0	0	0	0	0	2	0	0	0	1	5	
21	Bill Uhl	0	2	0	0	0	0	1	1	3	0	2	1	0	16		
24	Alex Robertson	1	6	1	2	0	0	2	3	5	0	3	1	0	0	17	
42	Sam Howard	1	4	0	1	0	0	3	0	3	0	2	1	2	0	14	
TEAM		5															
Totals		32	69	6	19	14	23	14	28	42	15	84	20	20	4	5	200

FG% 1st Half: 15-35 .428 2nd Half: 17-34 .500 Game: .463 DEADBALL REBOUNDS
 3-Pt. FG% 1st Half: 2-5 .400 2nd Half: 4-14 .285 Game: .315 REBOUNDS
 F Throw% 1st Half: 10-14 .714 2nd Half: 4-9 .444 Game: .608 4

Score by Periods	1st	2nd	Total
No. 12 Dayton	42	42	84
No. 4 Arkansas	42	44	86

#	Player	Tot-FG		3-Pt		Rebounds											
		FG	FGA	FG	FGA	FT	FTA	OF	DE	Tot	PF	TP	A	TO	BLK	S	MIN
10	Todd Day *	11	17	2	4	1	1	3	6	9	3	25	2	6	0	2	33
24	Lenzie Howell *	7	12	2	3	7	8	1	4	5	2	23	3	2	1	1	34
55	Mario Credit *	4	10	0	0	4	4	5	4	2	6	2	12	1	0	1	34
11	Lee Mayberry *	2	10	0	5	0	0	0	2	2	0	4	1	2	0	4	34
20	Arlyn Bowers *	0	3	0	0	0	0	0	0	0	0	3	0	1	0	1	19
14	Ernie Murry	2	4	0	2	0	1	0	2	2	1	4	2	1	0	14	
21	Darrell Hawkins	1	2	0	0	1	2	2	3	5	2	3	0	2	0	1	11
25	Oliver Miller	3	7	0	0	1	1	6	7	4	7	2	4	3	2	22	
31	Ron Huery	3	10	1	4	1	1	3	3	6	2	8	4	1	1	0	16
TEAM		2															
Totals		33	75	5	18	15	19	16	28	44	19	86	16	19	7	13	200

FG% 1st Half: 16-42 .381 2nd Half: 17-33 .515 Game: .440 DEADBALL REBOUNDS
 3-Pt. FG% 1st Half: 4-12 .333 2nd Half: 1-6 .167 Game: .275 REBOUNDS
 F Throw% 1st Half: 6-7 .857 2nd Half: 9-12 .750 Game: .789 2

Technical fouls: Arkansas - Bench

Score by Periods	1st	2nd	Total
No. 12 Dayton	42	42	84
No. 4 Arkansas	42	44	86

Arkansas 96, North Carolina 73
Midwest Regional • Sweet 16 • March 22, 1990
Reunion Arena • Dallas, Texas • Att.: 16,413

#	Player	Tot-FG		3-Pt		Rebounds											
		FG	FGA	FG	FGA	FT	FTA	OF	DE	Tot	PF	TP	A	TO	BLK	S	MIN
32	Pete Chilcort *	5	10	1	3	0	0	3	8	11	1	11	3	2	0	0	35
44	Rick Fox *	4	10	1	5	0	0	3	5</								



1991 • Elite Eight

Front row, L to R: Lee Mayberry, Ron Huery, Davor Rimac, Warren Linn, Arlyn Bowers, Ernie Murry, Darrell Hawkins, Shawn Perciful. Second row, L to R: Manager Mike Van Pelt, manager Marc Bryant, manager David Schlesinger, manager Mike Hackbart, assistant coach Wayne Stehlik, assistant coach Scott Edgar, head coach Nolan Richardson, assistant coach Mike Anderson, assistant coach Clark Morris, manager Ben Daggett, manager Richie Nickell, trainer Kevin Pitts. Third row, L to R: Ken Biley, Clyde Fletcher, Roosevelt Wallace, Oliver Miller, Shawn Davis, Isaiah Morris, Elmer Martin, Ray Biggers, Todd Day.

No. 4 Arkansas

##	Player	Tot-FG		3-Pt		Rebounds							PF	TP	A	TO	BLK	S	MIN
		FG	FGA	FG	FGA	FT	FTA	OF	DE	TE									
10	Todd Day *	5	17	0	4	2	5	3	3	6	4	12	1	3	1	4	34		
24	Lenzie Howell *	7	13	0	2	7	10	5	4	9	4	21	2	3	0	2	25		
55	Mario Credit *	5	8	0	0	4	5	2	3	5	14	0	3	1	2	22			
11	Lee Mayberry *	8	15	1	2	1	2	2	3	5	2	18	7	1	0	4	39		
20	Arlyn Bowers *	0	5	0	2	2	3	1	2	3	2	0	0	0	0	23			
31	Ron Huery	2	3	0	0	2	2	0	2	2	0	6	1	1	0	2	15		
25	Oliver Miller	2	3	0	0	5	11	3	6	9	4	9	2	3	2	1	22		
21	Darrell Hawkins	3	3	0	0	0	0	1	1	3	6	0	1	0	0	12			
14	Ernie Murry	0	2	0	1	0	0	0	0	0	0	0	0	0	0	5			
42	Larry Marks	0	0	0	0	0	0	0	0	0	0	0	0	0	0	3			
TEAM		5																	
Totals		32	69	1	11	23	38	16	24	45	26	88	13	15	4	15	200		

FG%	1st Half: 19-42 .452	2nd Half: 13-27 .444	Game: .464	DEADBALL
3-Pt. FG%	1st Half: 0-7 .000	2nd Half: 1-4 .250	Game: .091	REBOUNDS
F Throw%	1st Half: 5-9 .556	2nd Half: 18-29 .621	Game: .605	7

Technical fouls: None

Score by Periods	1st	2nd	Total
No. 10 Texas	36	49	85
No. 4 Arkansas	43	45	88

Duke 97, Arkansas 83 Final Four • Semifinal • March 31, 1990 McNichols Arena • Denver, Colo. • Att.: 17,675

No. 4 Arkansas

##	Player	Tot-FG		3-Pt		Rebounds							PF	TP	A	TO	BLK	S	MIN
		FG	FGA	FG	FGA	FT	FTA	OF	DE	TE									
10	Todd Day *	8	17	4	8	7	7	3	4	7	4	27	1	4	0	0	30		
24	Lenzie Howell *	5	9	1	2	7	8	3	3	6	3	18	0	2	0	1	30		
55	Mario Credit *	2	3	0	0	4	1	2	3	5	5	0	0	0	1	29			
11	Lee Mayberry *	6	18	0	0	0	2	0	2	1	2	6	4	0	3	20			
20	Arlyn Bowers *	1	6	1	0	0	1	1	2	0	2	0	0	0	0	33			
21	Darrell Hawkins	2	4	0	0	2	2	2	2	1	6	0	1	1	0	15			
31	Ron Huery	2	5	0	1	1	3	1	2	3	1	5	3	1	0	16			
25	Oliver Miller	1	3	0	1	2	0	6	6	5	5	3	1	0	0	16			
14	Ernie Murry	2	5	1	3	0	0	1	0	3	5	1	0	0	0	11			
42	Larry Marks	0	0	0	0	0	0	1	2	0	0	0	0	0	0	3			
22	Canon Whitby	0	2	0	2	0	0	0	0	0	0	0	0	0	0	2			
3	Warren Linn	0	1	0	0	0	0	0	0	0	0	0	0	0	0	1			
TEAM		3																	
Totals		29	73	6	21	19	26	15	22	37	25	83	14	14	4	7	200		

FG%	1st Half: 14-34 .412	2nd Half: 15-39 .385	Game: .397	DEADBALL
3-Pt. FG%	1st Half: 3-8 .375	2nd Half: 3-13 .231	Game: .286	REBOUNDS
F Throw%	1st Half: 12-18 .667	2nd Half: 7-8 .875	Game: .731	3

No. 3 Duke

##	Player	Tot-FG		3-Pt		Rebounds							PF	TP	A	TO	BLK	S	MIN
		FG	FGA	FG	FGA	FT	FTA	OF	DE	TE									
21	Robert Brickley *	8	10	0	0	1	3	4	7	11	3	17	3	0	0	1	24		
32	Christian Laettner *	5	7	0	0	9	12	4	10	14	4	19	1	3	1	2	32		
30	Alaa Abdelnaby *	8	12	0	0	4	5	5	5	3	20	0	2	1	3	27			
3	Phil Henderson *	10	21	3	7	5	5	3	5	8	28	3	4	1	1	37			
11	Bob Hurley *	0	2	0	1	3	6	0	1	1	0	3	6	6	0	1	36		
23	Brian Davis	1	4	0	0	3	4	2	2	3	5	2	0	0	0	23			
25	Thomas Hill	0	0	0	0	0	0	1	1	1	0	0	0	0	0	4			
5	Bill McCaffrey	0	1	0	0	3	4	0	0	0	1	3	1	1	0	5			
22	Greg Koubek	1	4	0	1	0	0	0	0	2	2	0	1	0	0	10			
45	Clay Buckley	0	0	0	0	0	0	0	0	0	0	0	0	0	0	1			
TEAM		1																	
Totals		33	61	3	9	28	39	14	32	46	19	97	16	17	3	9	200		

FG%	1st Half: 15-29 .517	2nd Half: 18-32 .563	Game: .541	DEADBALL
3-Pt. FG%	1st Half: 1-4 .250	2nd Half: 2-5 .400	Game: .333	REBOUNDS
F Throw%	1st Half: 15-23 .652	2nd Half: 13-16 .813	Game: .718	4

Technical fouls: None

Score by Periods	1st	2nd	Total
No. 4 Arkansas	43	40	83
No. 3 Duke	46	51	97

1991

Arkansas 117, Georgia St. 76 Southeast Regional • First Round • March 15, 1991 The Omni • Atlanta, Ga. • Att.: 15,224

No. 16 Georgia St.

##	Player	Tot-FG		3-Pt		Rebounds							PF	TP	A	TO	BLK	S	MIN
		FG	FGA	FG	FGA	FT	FTA	OF	DE	TE									
20	Chris Collier *	9	16	0	0	4	7	4	9	13	3	22	0	5	1	2	34		
32	Phillip Kuckyo *	6	16	0	4	4	6	3	1	4	3	16	3	8	0	2	33		
34	Zavian Smith *	5	10	0	0	4	9	6	3	9	5	14	2	3	6	3	24		
15	Sam Wilder *	2	11	2	5	1	2	0	1	1	4	7	2	3	0	0	22		
31	Garrett Coley *	2	5	0	1	0	4	5	9	5	4	1	4	0	0	0	22		
13	Corey Gault	2	7	0	0	2	4	0	2	2	3	6	5	3	0	0	26		
21	Mike Nalls	1	3	0	1	2	3	1	4	2	3	0	4	0	0	0	17		
15	Arto Cole	1	1	0	0	0	1	0	1	1	2	2	0	0	0	5			
14	Matt O'Brien	0	4	0	0	0	1	0	1	0	0	3	0	0	0	10			
3	Courtney Brooks	0	1	0	0	0	0	0	0	0	1	0	1	0	0	5			
33	Essil Monroe	1	1	0	0	0	0	0	0	0	2	0	0	0	0	2			
TEAM		2																	
Totals		29	75	2	11	16	30	24	24	48	28	76	16	32	7	10	200		

FG%	1st Half: 12-33 .364	2nd Half: 17-42 .405	Game: .387	DEADBALL
3-Pt. FG%	1st Half: 1-6 .167	2nd Half: 1-5 .200	Game: .182	REBOUNDS
F Throw%	1st Half: 10-16 .625	2nd Half: 6-14 .429	Game: .533	3

No. 1 Arkansas

##	Player	Tot-FG		3-Pt		Rebounds							PF	TP	A	TO	BLK	S	MIN
		FG	FGA	FG	FGA	FT	FTA	OF	DE	TE									
10	Todd Day *	3	9	2	4	4	4	1	3	4	4	12	2	4	1	4	22		
35	Isaiah Morris *	2	6	0	0	0	0	3	1	4	4	4	0	2	0	0	11		
25	Oliver Miller *	7	9	0	1	6	9	1	4	5	3	20	1	2	1	2	16		
11	Lee Mayberry *	8	12	2	4	0	0	1	2	3	0	18	5	3	0	0	28		
20	Arlyn Bowers *	4	10	3	6	7	1	1	2	2	14	6	1	0	3	27			
34	Roosevelt Wallace 2	9	23	6	6	4	10	14	2	2	12	2	3	0	0	14			
31	Ron Huery	8	12	0	2	5	6	4	2	6	3	21	4	4	0	18			
14	Ernie Murry	1	2	0	1	0	2	2	1	3	0	2	11	1	0	26			
33	Clyde Fletcher	3	7	0	0	0	2	1	3	2	6	1	0	0	0	15			
44	Shawn Davis	1	4	0	0	2	4	2	1	3	4	1	0	1	2	13			
23	Ken Biley	1	2	0	1	2	4	2	4	6	3	4	0	1	0	11			
TEAM		1																	
Totals		40	82	6	19	31	42	24	30	54	24	117	32	22	8	16	200		

FG%	1st Half: 17-39 .436	2nd Half: 23-43 .535	Game: .488	DEADBALL
3-Pt. FG%	1st Half: 3-13 .231	2nd Half: 3-6 .500	Game: .316	REBOUNDS
F Throw%	1st Half: 15-18 .833	2nd Half: 16-24 .667	Game: .738	5

Technical fouls: None

Score by Periods

Score by Periods	1st	2nd	Total
No. 16 Georgia St.	35	41	76
No. 1 Arkansas	52	65	117

Arkansas 97, Arizona St. 90 Southeast Regional • Second Round • March 17, 1991 The Omni • Atlanta, Ga. • Att.: 15,224

No. 8 Arizona St.

1992

Arkansas 80, Murray St. 69
Midwest Regional • First Round • March 19, 1992
Bradley Center • Milwaukee, Wis. • Att.: 18,333

No. 14 Murray St.

##	Player	Tot-FG			3-Pt			Rebounds					PF	TP	A	TO	BLK	S	MIN
		FG	FGA	FG%	FGA	FT	FTA	OF	DE	Tot									
24	Maurice Cannon *	2	6	2	4	2	5	0	2	2	0	8	5	4	0	2	39		
43	Scott Sivills *	1	4	0	0	0	2	1	3	0	2	0	0	0	0	16			
54	Popeye Jones *	8	19	0	1	1	2	5	10	15	4	17	3	4	0	1	39		
4	Cedric Gunn *	2	4	1	2	1	4	0	5	5	2	6	2	2	0	26			
33	Frank Allen *	9	17	6	9	1	2	0	1	1	2	25	5	3	1	0	38		
14	Jerry Wilson	1	1	0	0	3	6	0	1	1	0	5	1	0	0	8			
22	Jamal Evans	0	1	0	0	0	0	0	0	0	0	0	0	0	0	1			
25	Michael Hunt	0	0	0	0	0	0	0	0	0	0	0	0	0	0	1			
34	Scott Adams	3	4	0	0	1	0	0	0	0	5	6	1	0	0	17			
50	Bo Walden	0	0	0	0	0	0	0	0	1	0	0	2	0	0	15			
TEAM																			
Totals		26	56	9	16	8	20	8	22	30	14	69	17	15	1	3	200		

FG%	1st Half: 14-31 .452	2nd Half: 12-25 .480	Game: .464	DEADBALL
3-Pt. FG%	1st Half: 4-8 .500	2nd Half: 5-8 .625	Game: .563	REBOUNDS
F Throw%	1st Half: 7-15 .467	2nd Half: 1-5 .200	Game: .400	10

No. 3 Arkansas

##	Player	Tot-FG			3-Pt			Rebounds					PF	TP	A	TO	BLK	S	MIN
		FG	FGA	FG%	FGA	FT	FTA	OF	DE	Tot									
10	Todd Day *	2	7	0	2	5	6	3	2	5	4	9	5	2	1	2	25		
35	Isaiah Morris *	7	13	0	0	2	2	6	8	3	16	2	2	0	0	3	27		
25	Oliver Miller *	10	11	0	0	1	3	0	6	6	4	21	3	0	3	35			
11	Lee Mayberry *	6	15	1	6	0	2	1	3	0	13	9	0	1	2	37			
20	Robert Shepherd *	5	9	2	2	1	5	6	2	12	2	1	0	1	25				
3	Warren Linn	1	6	1	6	0	0	1	1	1	3	2	0	0	1	12			
21	Darrell Hawkins	1	3	0	0	0	1	2	3	1	2	1	0	0	13				
22	Davor Rimac	1	2	0	1	0	1	1	2	1	2	0	1	0	6				
23	Ken Biley	0	1	0	0	0	1	1	1	1	0	1	0	0	6				
24	Ray Biggers	0	0	0	0	0	1	1	1	0	0	0	0	0	2				
34	Roosevelt Wallace	1	5	0	0	0	1	1	2	0	2	1	1	1	9				
44	Shawn Davis	0	0	0	0	0	0	0	1	0	1	0	0	0	3				
TEAM																			
Totals		34	72	4	17	8	12	12	27	39	20	80	26	8	6	10	200		

FG%	1st Half: 18-43 .419	2nd Half: 16-29 .552	Game: .472	DEADBALL
3-Pt. FG%	1st Half: 3-13 .231	2nd Half: 1-4 .250	Game: .235	REBOUNDS
F Throw%	1st Half: 4-5 .800	2nd Half: 4-7 .571	Game: .667	5

Technical fouls: None

Score by Periods	1st	2nd	Total
No. 14 Murray St.	39	30	69
No. 3 Arkansas	43	37	80

Memphis 82, Arkansas 80
Midwest Regional • Second Round • March 21, 1992
Bradley Center • Milwaukee, Wis. • Att.: 18,333

No. 6 Memphis

##	Player	Tot-FG			3-Pt			Rebounds					PF	TP	A	TO	BLK	S	MIN
		FG	FGA	FG%	FGA	FT	FTA	OF	DE	Tot									
4	Anfernee Hardaway *	4	9	3	4	3	5	1	5	6	5	14	5	6	3	2	37		
50	David Vaughn *	11	15	0	0	4	5	2	6	8	2	26	0	4	3	2	36		
55	Anthony Douglas *	5	8	0	2	2	1	5	6	2	12	4	2	0	1	34			
20	Tony Madlock *	1	6	0	0	5	8	0	2	2	5	7	4	2	0	1	26		
35	Billy Smith *	4	8	2	4	0	1	0	1	4	10	0	1	0	0	27			
13	Tim Duncan	0	0	0	0	0	0	0	0	0	0	0	0	0	0	4			
15	Marcus Nolan	0	0	0	0	0	0	0	0	0	0	0	0	0	0	2			
23	Ernest Smith	3	5	1	2	4	1	2	3	2	9	4	8	0	1	28			
31	Kelvin Allen	2	2	0	0	0	2	0	2	0	4	0	0	0	0	6			
TEAM																			
Totals		30	53	6	9	16	24	10	20	30	20	82	17	23	6	7	200		

FG%	1st Half: 14-25 .560	2nd Half: 16-28 .571	Game: .566	DEADBALL
3-Pt. FG%	1st Half: 3-6 .500	2nd Half: 3-3 1.000	Game: .667	REBOUNDS
F Throw%	1st Half: 5-8 .625	2nd Half: 11-16 .688	Game: .667	4

No. 3 Arkansas

##	Player	Tot-FG			3-Pt			Rebounds					PF	TP	A	TO	BLK	S	MIN
		FG	FGA	FG%	FGA	FT	FTA	OF	DE	Tot									
10	Todd Day *	5	11	3	6	1	2	1	5	6	5	14	3	5	0	2	26		
35	Isaiah Morris *	6	12	0	0	3	4	7	2	9	2	15	0	5	0	1	29		
25	Oliver Miller *	7	11	0	0	0	2	6	8	3	14	3	2	3	1	34			
11	Lee Mayberry *	3	10	0	6	2	3	0	1	1	0	8	5	1	0	38			
20	Robert Shepherd *	2	5	0	1	2	2	2	4	3	5	5	2	0	1	19			
3	Warren Linn	0	0	0	0	0	0	0	0	0	0	0	0	0	0	2			
12	Clint McDaniel	1	6	1	0	0	0	0	0	2	2	0	1	0	1	12			
21	Darrell Hawkins	5	6	0	0	12	13	1	1	2	4	22	5	1	0	1	23		
22	Davor Rimac	0	0	0	0	0	1	1	0	0	0	0	0	0	1	1			
23	Ken Biley	0	0	0	0	0	1	1	0	0	1	0	0	0	0	8			
24	Ray Biggers	0	0	0	0	0	1	1	1	0	0	0	0	0	0	2			
34	Roosevelt Wallace	0	2	0	0	0	1	1	0	0	1	0	0	1	1	7			
44	Shawn Davis	0	0	0	0	0	0	0	0	0	0	0	0	0	0	1			
TEAM																			
Totals		29	66	3	14	19	24	17	19	36	19	80	23	18	3	10	200		

FG%	1st Half: 17-34 .500	2nd Half: 12-32 .375	Game: .439	DEADBALL
3-Pt. FG%	1st Half: 3-7 .429	2nd Half: 0-7 .000	Game: .214	REBOUNDS
F Throw%	1st Half: 7-8 .875	2nd Half: 12-16 .750	Game: .792	3

Technical fouls: Arkansas - Day


Score by Periods	1st	2nd	Total
No. 6 Memphis	36	46	82
No. 3 Arkansas	44	36	80

1993

Arkansas 94, Holy Cross 64
East Regional • First Round • March 18, 1993
Lawrence Joel Veterans Memorial Coliseum • Winston-Salem, N.C. • Att.: 14,366

No. 13 Holy Cross

##	Player	Tot-FG			3-Pt			Rebounds					PF	TP	A	TO	BLK	S	MIN
		FG	FGA	FG%	FGA	FT	FTA	OF	DE	Tot									
24	Rob Faester *	9	22	0	1	5	6	4	2	6	2	23	0	4	0	2	33		
34	Rick Mashburn *	4	7	2	2	5	8	1	10	11	4	15	2	6	0	0	31		
21	John Young *	0	1	0	0	2	4	1	3	4	3	2	0	3	0	0	22		



1993 • Sweet 16

Front row, L to R: Mike Van Pelt, Shane Slater, Ryan Hogue, trainer Kevin Pitts, assistant coach Nolan Richardson III, administrative assistant Wayne Stehlik, assistant coach Mike Anderson, assistant coach Brad Dunn, Ben Daggett, Kirk Dodd, Jeremy Rose, Mark Murray. Second row, L to R: Reggie Merritt, Ray Canode, Craig Tyson, Corey Beck, Scotty Thurman, Ken Biley, Davor Rimac, Dwight Stewart, head coach Nolan Richardson, Elmer Martin, Ray Biggers, Corliss Williamson, Darrell Hawkins, Warren Linn, Roger Crawford, Clint McDaniel, Robert Shepherd.

12	Roger Breslin *	1	3	0	0	0	0	1	1	4	2	4	4	0	2	29	
32	Bill Walker *	3	11	1	3	0	0	1	2	3	2	7	1	3	0	30	
42	Frank Powell	4	11	0	4	3	3	5	8	3	11	3	0	0	25		
30	Derek Farkas	1	3	0	0	0	0	0	0	1	2	1	1	0	10		
44	Carlos Clark	0	0	0	0	0	2	0	0	0	0	0	2	0	6		
11	Ted Battencourt	0	2	0	0	0	0	0	0	0	0	0	0	0	1		
20	Tim Payne	0	1	0	0	0	0	0	0	0	0	0	0	0	1		
22	Gordon Hamilton	1	0	0	0	0	0	0	0	3	0	2	4	0	1		
45	Reece Horton	0	0	0	0	2	2	0	1	1	0	2	0	0	0	2	
TEAM																	
Totals		22	63	3	10	17	25	18	23	41	22	64	11	31	0	8	200

FG%	1st Half: 12-34 .353	2nd Half: 10-29 .345	Game: .349	DEADBALL
3-Pt. FG%	1st Half: 2-6 .333	2nd Half: 1-4 .250	Game: .300	REBOUNDS
F Throw%	1st Half: 6-10 .600	2nd Half: 11-15 .733	Game: .680	3

No. 4 Arkansas



1994 • Final Four • National Champion

First row, L to R: Ken Biley, Darnell Robinson, head coach Nolan Richardson, Corliss Williamson, Lee Wilson, Scotty Thurman. Second row, L to R: Ray Biggers, Reggie Garrett, Elmer Martin, John Engskov, Craig Tyson, Davor Rimac. Third row, L to R: Clint McDaniel, Al Dillard, Roger Crawford, Corey Beck, Reggie Merritt, Dwight Stewart. Fourth row, L to R: Ryan Hogue, Jeremy Rose, Erick Tangness, Tim Ezell, Shane Slater, Ben Daggett. Fifth row, L to R: Trainer Dave England, administrative assistant Wayne Stehlik, assistant coach Nolan Richardson III, assistant coach Brad Dunn, assistant coach Mike Anderson, Billy Sheofee, Mark Murray.

North Carolina 80, Arkansas 74
East Regional • Sweet 16 • March 26, 1993
Meadowlands Arena • East Rutherford, N.J. • Att.: 19,761

No. 4 Arkansas

##	Player	Tot-FG		3-Pt		Rebounds							PF	TP	A	TO	BLK	S	MIN
		FG	FGA	FG	FGA	FT	FTA	OF	DE	Tot									
21	Darrell Hawkins *	2	10	1	4	0	0	2	2	4	2	5	2	0	0	0	27		
30	Scotty Thurman *	5	12	2	5	0	0	0	0	0	1	12	1	1	0	29			
15	Dwight Stewart *	2	3	1	1	0	0	1	3	5	1	1	0	0	0	12			
4	Corey Beck *	0	2	0	0	0	1	2	4	0	5	0	0	0	0	18			
20	Robert Shepherd *	5	8	3	4	0	2	1	3	0	13	2	6	1	2	25			
3	Warren Linn	0	1	0	1	0	0	1	1	0	0	0	0	0	6				
12	Clint McDaniel	3	12	3	8	4	4	2	6	4	12	1	1	1	0	23			
31	Roger Crawford	1	2	1	1	2	1	0	1	4	3	1	0	0	1	14			
34	Corliss Williamson	7	7	0	0	2	3	0	2	3	16	1	0	2	1	30			
40	Elmer Martin	2	4	0	0	3	4	1	4	5	2	7	5	0	2	16			
TEAM										2	4	6							
Totals		27	61	11	24	9	13	13	18	31	20	74	21	12	6	200			

FG%	1st Half: 16.36 .444	2nd Half: 11.25 .444	Game: .443	DEADBALL
3-Pt. FG%	1st Half: 8.16 .500	2nd Half: 3.8 .375	Game: .458	REBOUNDS
F Throw%	1st Half: 5.7 .714	2nd Half: 4.6 .667	Game: .692	1

No. 1 North Carolina

##	Player	Tot-FG		3-Pt		Rebounds							PF	TP	A	TO	BLK	S	MIN
		FG	FGA	FG	FGA	FT	FTA	OF	DE	Tot									
31	Brian Reese *	5	11	0	1	3	6	5	3	8	1	13	4	1	0	0	31		
34	George Lynch *	9	13	0	0	5	7	5	10	4	23	2	3	0	1	33			
00	Eric Montross *	6	8	0	0	3	6	4	8	2	15	1	2	1	2	37			
14	Derrick Phelps *	2	5	1	1	0	2	5	7	1	5	7	1	0	2	35			
21	Donald Williams *	7	19	3	9	5	6	1	0	1	3	22	3	2	0	30			
3	Pat Sullivan	1	4	0	0	0	2	0	2	0	2	0	1	0	0	12			
5	Henrik Rodl	0	1	0	1	0	0	1	1	1	0	2	0	1	1	12			
11	Scott Cherry	0	0	0	0	0	0	0	0	0	0	2	0	0	0	3			
33	Kevin Salvadori	0	1	0	0	0	0	0	2	2	1	0	0	0	0	7			
TEAM										2	4	6							
Totals		30	62	4	12	16	26	21	24	45	13	80	19	12	3	200			

FG%	1st Half: 17.32 .531	2nd Half: 13.30 .433	Game: .484	DEADBALL
3-Pt. FG%	1st Half: 4.8 .500	2nd Half: 0.4 .000	Game: .353	REBOUNDS
F Throw%	1st Half: 7.12 .583	2nd Half: 9.14 .643	Game: .615	3

Technical fouls: None

Score by Periods	1st	2nd	Total
No. 4 Arkansas	45	29	74
No. 1 North Carolina	45	35	80

Arkansas 94, North Carolina A&T 79
Midwest Regional • First Round • March 18, 1994
Myriad Convention Center • Oklahoma City, Okla. • Att.: 13,336

No. 16 North Carolina A&T

##	Player	Tot-FG		3-Pt		Rebounds							PF	TP	A	TO	BLK	S	MIN
		FG	FGA	FG	FGA	FT	FTA	OF	DE	Tot									
32	John Floyd *	1	6	0	2	2	2	2	8	10	1	4	0	3	0	30			
34	Joe Bunn *	5	10	0	0	10	11	5	7	12	3	20	1	2	0	1	29		
25	Thad Young *	2	10	0	0	5	6	4	3	7	2	9	1	2	0	2	26		
5	Tyrone Brice *	6	13	4	7	4	4	2	3	2	20	5	2	0	2	35			
12	Phillip Allen *	7	22	5	19	0	0	4	2	4	2	19	4	0	4	37			
24	Anthony Jones	2	4	0	1	2	1	2	1	2	1	5	2	5	0	26			
20	Kenny O'Neal	0	1	0	1	0	1	0	1	0	0	1	0	0	4				
11	Brian Seagraves	1	2	0	1	0	0	0	0	0	2	1	0	0	1	6			
54	Chris Johnson	0	1	0	0	0	2	1	3	1	0	0	0	0	0	3			
42	Monte Key	0	0	0	0	1	0	0	0	0	0	0	0	0	0	2			
10	Tarik Beasley	0	1	0	1	0	0	0	0	0	0	0	0	0	0	1			
23	Terry Cooper	0	0	0	0	0	1	1	0	0	0	0	0	0	0	1			
TEAM										2	0	2							
Totals		24	70	9	31	22	26	19	26	45	12	79	14	20	0	16	200		

FG%	1st Half: 11.32 .344	2nd Half: 13.38 .342	Game: .343	DEADBALL
3-Pt. FG%	1st Half: 4.14 .286	2nd Half: 5.17 .294	Game: .290	REBOUNDS
F Throw%	1st Half: 13.16 .813	2nd Half: 9.10 .900	Game: .846	2

No. 1 Arkansas

##	Player	Tot-FG		3-Pt		Rebounds							PF	TP	A	TO	BLK	S	MIN
		FG	FGA	FG	FGA	FT	FTA	OF	DE	Tot									
30	Scotty Thurman *	7	14	3	8	2	2	0	5	5	2	19	9	3	0	0	36		
34	Corliss Williamson *	10	13	0	0	4	5	3	4	7	2	24	2	4	2	3	34		
15	Dwight Stewart *	3	7	2	4	0	1	4	5	2	8	3	0	2	0	19			
14	Corey Beck *	3	3	0	0	3	3	0	6	3	9	6	2	0	5	26			
22	Davor Rimac *	3	7	1	5	1	1	0	1	1	3	8	0	0	0	15			
44	Darnell Robinson	4	6	0	0	0	0	3	3	2	8	1	0	1	0	16			
31	Roger Crawford	1	3	1	2	0	0	1	1	1	3	0	3	0	0	12			
12	Clint McDaniel	0	2	0	0	0	1	1	4	0	1	1	1	1	8				
33	Lee Wilson	0	0	0	0	0	0	0	0	0	0	0	2	0	1	6			
3	Al Dillard	4	9	3	7	2	2	0	0	0	13	2	3	0	1	19			
40	Elmer Martin	1	2	0	0	0	1	2	3	2	1	1	0	0	0	7			
23	Ken Biley	0	0	0	0	0	0	0	0	0	0	0	0	0	0	2			
TEAM										2	2								
Totals		36	66	10	28	12	14	5	29	34	21	94	25	20	5	12	200		

FG%	1st Half: 18.35 .514	2nd Half: 18.31 .581	Game: .545	DEADBALL
3-Pt. FG%	1st Half: 5.16 .313	2nd Half: 5.12 .417	Game: .357	REBOUNDS
F Throw%	1st Half: 2.3 .667	2nd Half: 10.11 .909	Game: .857	1

Technical fouls: None

Score by Periods	1st	2nd	Total
North Carolina A&T	39	40	79
Arkansas	43	51	94

Arkansas 85, Georgetown 73
Midwest Regional • Second Round • March 20, 1994
Myriad Convention Center • Oklahoma City, Okla. • Att.: 13,376

No. 9 Georgetown

##	Player	Tot-FG		3-Pt		Rebounds							PF	TP	A	TO	BLK	S	MIN
		FG	FGA	FG	FGA	FT	FTA	OF	DE	Tot									
22	Robert Churchwell *	2	7	0	2	3	3	1	4	5	4	7	1	1	0	1	25		
52	Don Reid *	1	1	0	0	0	1	1	2	2	2	2	2	0	0	11			
50	Othella Harrington *	6	0	0	0	5	6	2	1	3	5	9	0	1	0	1	20		
10	Joey Brown *	4	9	2	5	3	7	2	2	4	5	13	5	4	0	30			
30	George Butler *	4	14	1	2	1	3	0	0	0	3	10	1	3	0	31			
40	Duane Spencer	2	4	0	0	3	5	3	4	7	1	7	1	6	0	23			
4	John Jacques	2	6	0	2	3	4	2	0	2	1	7	0	0	1	21			
12	Eric Micoud	2	3	2	3	0	0	2	2	1	6	0	0	0	9				
34	Lamont Morgan	0	0	0	0	0	0	0	0	0	1	0	0	0	0	3			
44	Ya Ya Dia	2	4	0	0	1	1	1	1	2	1	5	2	0	0	11			
11	Irvin Church	3	4	1	2	0	0	0	0	0	2	7	0	0	0	11			
32	Kevin Millen	0	1	0	1	0	0	0	0	0	1	0	0	0	0	5			
TEAM										4	1	5							
Totals		24	59	6	17	19	29	16	16	32	27	73	10	19	1	5	200		

20	Oliver Saint-Jean	1	3	1	1	2	0	3	3	2	4	0	1	1	1	11	
41	Leon Derrick	0	0	0	0	0	0	0	0	0	0	0	0	0	0	2	
31	Bobby Crawford	0	0	0	0	0	0	0	0	1	0	0	0	0	0	1	
TEAM																	
Totals		26	64	3	17	13	20	16	27	43	22	68	14	16	2	8	200

FG%	1st Half: 12.33 .364	2nd Half: 14.31 .452	Game: .406	DEADBALL
3-Pt. FG%	1st Half: 0.5 .000	2nd Half: 3.12 .250	Game: .176	REBOUNDS
F Throw%	1st Half: 7.12 .583	2nd Half: 6.8 .750	Game: .650	3

No. 1 Arkansas		Tot-FG		3-Pt		Rebounds											
##	Player	FG	FGA	FG	FGA	FT	FTA	OF	DE	Tot	PF	TP	A	TO	BLK	S	MIN
15	Dwight Stewart	* 2	4	1	2	2	4	0	3	3	5	7	2	1	0	0	22
34	Corliss Williamson	* 6	10	0	0	2	2	4	6	1	12	3	3	0	1	4	40
44	Darnell Robinson	* 6	13	0	0	2	3	1	4	2	14	1	1	0	0	28	
14	Corey Beck	* 1	4	0	0	2	2	2	2	2	4	5	2	0	2	28	
30	Scotty Thurman	* 7	13	4	8	2	2	0	2	3	20	1	1	0	1	31	
12	Clint McDaniel	3	7	3	6	3	4	0	7	7	3	12	0	1	0	31	
33	Lee Wilson	0	0	0	0	0	1	1	2	1	0	0	0	0	1	7	
3	Al Dillard	2	6	2	5	0	0	1	1	0	6	3	1	0	0	7	
22	Davor Rimac	0	0	0	0	0	0	0	0	0	0	0	0	0	0	2	
40	Elmer Martin	0	0	0	0	1	2	0	0	0	1	0	0	1	0	3	
24	Ray Biggers	0	0	0	0	0	0	0	0	0	0	0	0	0	0	1	
TEAM		5 5															
Totals		27	57	10	21	12	19	6	26	32	17	76	15	11	2	4	200

FG%	1st Half: 14.30 .467	2nd Half: 13.27 .481	Game: .474	DEADBALL
3-Pt. FG%	1st Half: 7.12 .583	2nd Half: 3.9 .333	Game: .476	REBOUNDS
F Throw%	1st Half: 5.10 .500	2nd Half: 7.9 .778	Game: .632	4

Technical fouls: Arkansas - Bench

Score by Periods			
1st	2nd	Total	
No. 3 Michigan	31	37	68
No. 1 Arkansas	40	36	76

Arkansas 91, Arizona 82
Final Four • Semifinal • April 2, 1994
Charlotte Coliseum • Charlotte, N.C. • Att.: 23,674

No. 2 Arizona		Tot-FG		3-Pt		Rebounds											
##	Player	FG	FGA	FG	FGA	FT	FTA	OF	DE	Tot	PF	TP	A	TO	BLK	S	MIN
22	Ray Owens	* 7	15	0	1	2	2	4	8	12	5	16	0	1	0	0	35
44	Reggie Geary	* 2	6	0	3	0	0	2	2	4	4	4	6	1	1	4	36
50	Joseph Blair	* 4	7	0	0	1	6	8	14	3	8	1	2	0	3	36	
3	Khalid Reeves	* 6	19	0	9	8	9	2	2	4	20	4	6	0	0	34	
20	Damon Stoudamire	* 5	24	2	13	4	4	3	5	8	4	16	6	3	0	37	
41	Kevin Flanagan	1	1	0	0	0	0	0	0	0	1	2	0	0	0	4	
15	Joe McLean	1	1	0	0	0	0	0	0	2	2	0	1	0	0	2	
33	Corey Williams	5	7	4	6	0	0	2	4	6	0	14	1	1	0	12	
11	Dylan Rigdon	0	0	0	0	0	0	0	0	0	0	0	0	0	0	1	
10	Jason Richey	0	0	0	0	0	0	0	0	0	0	0	0	0	0	1	
21	Andy Brown	0	0	0	0	0	0	0	0	0	0	0	0	0	0	1	
40	Jarvis Kelley	0	0	0	0	0	0	0	0	0	0	0	0	0	0	1	
TEAM		1 2															
Totals		31	80	6	32	14	16	20	30	50	23	82	18	15	1	9	200

FG%	1st Half: 18.43 .419	2nd Half: 13.37 .351	Game: .388	DEADBALL
3-Pt. FG%	1st Half: 2.16 .125	2nd Half: 4.16 .250	Game: .188	REBOUNDS
F Throw%	1st Half: 3.1 .000	2nd Half: 11.13 .846	Game: .875	1

No. 1 Arkansas		Tot-FG		3-Pt		Rebounds											
##	Player	FG	FGA	FG	FGA	FT	FTA	OF	DE	Tot	PF	TP	A	TO	BLK	S	MIN
15	Dwight Stewart	* 2	5	2	3	1	2	1	4	5	7	0	0	0	0	1	23
34	Corliss Williamson	* 11	19	0	0	7	9	6	13	0	29	5	1	1	2	37	
44	Darnell Robinson	* 5	9	0	1	2	3	1	2	12	2	3	3	0	26		
14	Corey Beck	* 2	5	1	1	4	9	1	3	4	9	4	6	0	27		
30	Scotty Thurman	* 5	13	0	5	4	6	2	6	8	2	14	5	2	1	36	
12	Clint McDaniel	4	10	2	6	2	2	0	5	3	12	3	0	0	1	28	
3	Al Dillard	2	7	2	7	0	0	1	1	0	6	2	0	0	12		
33	Lee Wilson	1	2	0	0	2	4	0	2	0	0	0	0	0	6		
22	Davor Rimac	0	1	0	1	0	0	1	1	0	0	0	0	0	5		
TEAM		1 3 4															
Totals		32	70	24	20	32	16	30	46	16	91	19	14	5	4	200	

FG%	1st Half: 17.35 .486	2nd Half: 15.35 .429	Game: .457	DEADBALL
3-Pt. FG%	1st Half: 6.13 .462	2nd Half: 1.11 .091	Game: .292	REBOUNDS
F Throw%	1st Half: 1.4 .250	2nd Half: 19.28 .679	Game: .625	4

Arkansas 76, Duke 72
Final Four • National Championship Game • April 4, 1994
Charlotte Coliseum • Charlotte, N.C. • Att.: 23,674

No. 2 Duke		Tot-FG		3-Pt		Rebounds											
##	Player	FG	FGA	FG	FGA	FT	FTA	OF	DE	Tot	PF	TP	A	TO	BLK	S	MIN
21	Antonio Lang	* 6	9	0	0	3	3	2	5	6	15	3	5	1	0	34	
33	Grant Hill	* 4	11	1	4	3	5	1	13	3	12	6	9	3	3	38	
44	Cherokee Parks	* 7	10	0	0	0	1	3	4	7	3	14	0	0	2	30	
5	Jeff Capel	* 6	16	2	6	0	0	1	4	5	3	14	4	6	0	35	
20	Chris Collins	* 4	11	4	8	0	0	0	0	0	1	12	1	1	1	34	
3	Marty Clark	1	6	0	2	1	2	1	0	1	2	3	3	2	0	15	
52	Erik Meek	1	2	0	0	0	0	3	4	7	1	2	0	0	0	14	
TEAM		2 3 5															
Totals		29	65	7	20	7	11	14	30	44	18	72	17	23	7	5	200

FG%	1st Half: 15.39 .484	2nd Half: 14.34 .412	Game: .446	DEADBALL
3-Pt. FG%	1st Half: 2.9 .222	2nd Half: 5.11 .455	Game: .350	REBOUNDS
F Throw%	1st Half: 1.3 .333	2nd Half: 6.75 .500	Game: .636	1

Technical fouls: None

No. 1 Arkansas		Tot-FG		3-Pt		Rebounds											
##	Player	FG	FGA	FG	FGA	FT	FTA	OF	DE	Tot	PF	TP	A	TO	BLK	S	MIN
23	Ken Biley	* 0	0	0	0	0	0	0	0	0	0	0	0	0	0	3	
34	Corliss Williamson	* 10	24	0	0	3	5	7	18	3	23	3	5	2	2	35	
15	Dwight Stewart	* 3	11	0	5	0	0	4	5	9	6	4	1	0	4	29	
14	Corey Beck	* 5	11	0	1	5	8	2	8	10	3	15	4	3	0	35	
30	Scotty Thurman	* 6	13	3	5	0	0	1	4	5	2	15	1	0	1	36	
12	Clint McDaniel	2	5	1	3	2	4	0	2	2	7	3	1	0	3	32	
44	Darnell Robinson	1	5	0	0	0	1	1	2	1	2	0	1	0	0	12	
3	Al Dillard	1	5	1	4	1	2	1	0	1	1	4	0	0	0	8	
22	Davor Rimac	0	1	0	0	0	0	0	0	0	0	0	0	0	1	0	
33	Lee Wilson	2	2	0	0	0	0	1	3	4	1	4	0	1	0	5	
TEAM		2 1 3															
Totals		30	77	5	18	11	19	19	25	44	17	76	15	12	3	11	200

FG%	1st Half: 16.38 .421	2nd Half: 14.39 .359	Game: .390	DEADBALL
3-Pt. FG%	1st Half: 2.5 .400	2nd Half: 3.13 .231	Game: .278	REBOUNDS
F Throw%	1st Half: 0.0 .000	2nd Half: 11.19 .579	Game: .579	6

Technical fouls: None

Score by Periods			
1st	2nd	Total	
No. 2 Duke	33	39	72
No. 1 Arkansas	34	42	76

1995

Arkansas 79, Texas Southern 78
Midwest Regional • First Round • March 17, 1995
Frank Erwin Center • Austin, Texas • Att.: 15,375

No. 15 Texas Southern		Tot-FG		3-Pt		Rebounds											
##	Player	FG	FGA	FG	FGA	FT	FTA	OF	DE	Tot	PF	TP	A	TO	BLK	S	MIN
25	Anthony Jones	* 6	12	4	7	0	2	8	10	3	16	0	4	0	1	33	
55	Reggie Whittaker	* 8	12	0	2	5	7	2	2	4	3	21	0	4	0	35	
44	Aaron Warren</																



FG%	1st Half: 16.32.500	2nd Half: 15.36.417	Game: 456	DEADBALL
3-Pt. FG%	1st Half: 5.8.625	2nd Half: 7.19.368	Game: 444	REBOUNDS
F Throw%	1st Half: 6.11.545	2nd Half: 16.24.667	Game: 629	5

Technical fouls: Arkansas - Beck, Memphis - Johnson

Score by Periods	1st	2nd	OT	Total
No. 6 Memphis	34	49	8	91
No. 2 Arkansas	43	40	13	96

Arkansas 68, Virginia 61
Midwest Regional • Elite Eight • March 26, 1995
Kemper Arena • Kansas City, Mo. • Att.: 15,622

No. 4 Virginia

##	Player	Tot-FG		3-Pt		Rebounds					PF	TP	A	TO	BLK	S	MIN
		FG	FGA	FG	FGA	FT	FTA	OF	DE	Tot							
22	Jason Williford *	0	3	0	1	4	8	2	6	8	5	4	3	0	0	0	32
4	Junior Burrough *	6	14	1	1	9	11	8	8	16	3	22	1	1	0	0	39
30	Chris Alexander *	0	2	0	0	0	0	3	6	3	0	0	3	0	0	0	23
5	Curtis Staples *	6	15	4	10	0	0	1	3	4	4	16	2	0	0	0	38
21	Harold Deane *	4	16	1	9	3	7	0	2	2	2	12	2	6	0	0	38
24	Yuri Barnes	0	1	0	0	1	2	0	0	0	2	1	0	1	0	0	10
13	Jamal Robinson	3	5	0	0	0	2	1	3	3	6	0	0	1	0	0	16
25	Norman Nolan	0	0	0	0	0	0	0	0	0	0	0	0	0	0	0	3
32	Percy Ellsworth	0	0	0	0	0	0	0	0	0	0	0	0	0	0	0	1
TEAM																	
Totals		19	56	6	21	17	28	18	23	41	22	61	9	14	1	0	200

FG%	1st Half: 7.24.292	2nd Half: 12.32.375	Game: 339	DEADBALL
3-Pt. FG%	1st Half: 1.5.200	2nd Half: 5.16.313	Game: 286	REBOUNDS
F Throw%	1st Half: 10.14.714	2nd Half: 7.14.500	Game: 607	1

No. 2 Arkansas

##	Player	Tot-FG		3-Pt		Rebounds					PF	TP	A	TO	BLK	S	MIN
		FG	FGA	FG	FGA	FT	FTA	OF	DE	Tot							
30	Scotty Thurman *	7	16	2	6	1	2	3	5	8	1	17	1	2	0	0	23
40	Elmer Martin *	0	2	0	2	0	0	0	1	1	2	0	0	0	0	0	8
34	Corliss Williamson *	8	13	0	0	5	6	2	7	9	3	21	3	3	0	0	25
12	Clint McDaniel *	1	2	0	1	2	2	0	1	1	3	4	1	1	0	0	29
14	Corey Beck *	1	5	0	1	2	6	4	2	6	4	7	3	2	0	0	20
15	Dwight Stewart	1	7	1	6	2	2	1	5	6	3	5	1	1	1	0	17
3	Al Dillard	1	5	0	2	1	1	2	3	3	3	2	1	0	0	0	12
44	Darnell Robinson	0	1	0	1	0	0	0	3	3	1	0	0	0	0	0	9
22	Davor Rimac	2	4	2	4	0	0	0	0	0	1	6	1	1	0	0	15
33	Lee Wilson	2	2	0	0	1	2	1	3	4	2	5	1	0	1	0	10
23	Reggie Garrett	0	1	0	0	0	0	0	0	0	0	0	0	0	0	0	2
TEAM																	
Totals		23	58	5	24	17	21	14	29	43	22	68	13	11	3	0	200

FG%	1st Half: 11.29.379	2nd Half: 12.29.414	Game: 397	DEADBALL
3-Pt. FG%	1st Half: 2.12.167	2nd Half: 3.12.250	Game: 208	REBOUNDS
F Throw%	1st Half: 3.3.1000	2nd Half: 14.18.778	Game: 810	2

Technical fouls: None

Score by Periods	1st	2nd	Total
No. 4 Virginia	25	36	61
No. 2 Arkansas	27	41	68

Arkansas 75, North Carolina 68
Final Four • Semifinal • April 1, 1995
The Kingdome • Seattle, Wash. • Att.: 38,540

No. 2 North Carolina

##	Player	Tot-FG		3-Pt		Rebounds					PF	TP	A	TO	BLK	S	MIN
		FG	FGA	FG	FGA	FT	FTA	OF	DE	Tot							
42	Jerry Stackhouse *	7	3	3	7	10	4	2	6	2	18	2	1	0	0	0	28
24	Dante Callabria *	1	10	0	7	0	1	4	5	1	2	9	1	1	2	0	35
30	Rashed Wallace *	4	6	0	2	4	3	7	10	4	10	4	0	4	0	0	33
21	Donald Williams *	7	19	5	12	0	0	6	6	1	19	1	2	0	1	0	36
5	Jeff McInnis *	3	9	2	5	5	6	1	6	7	4	13	3	2	0	0	37
3	Pat Sullivan	1	2	0	2	4	0	0	0	0	4	3	2	0	0	0	13
45	Serge Zwikker	0	1	0	0	0	0	2	2	1	0	0	0	0	0	0	6
22	Pearce Landry	1	2	0	1	0	0	1	1	0	2	2	0	2	0	0	10
15	S. Williams	0	0	0	0	0	0	1	1	0	0	0	1	0	0	0	2
TEAM																	
Totals		19	56	6	21	17	28	18	23	41	22	61	9	14	1	0	200

FG%	1st Half: 15.32.469	2nd Half: 6.24.250	Game: 375	DEADBALL
3-Pt. FG%	1st Half: 6.12.500	2nd Half: 4.16.250	Game: 357	REBOUNDS
F Throw%	1st Half: 2.4.500	2nd Half: 14.20.700	Game: 667	6

No. 2 Arkansas

##	Player	Tot-FG		3-Pt		Rebounds					PF	TP	A	TO	BLK	S	MIN
		FG	FGA	FG	FGA	FT	FTA	OF	DE	Tot							
30	Scotty Thurman *	2	10	2	9	0	0	5	5	3	6	3	2	0	0	0	27
34	Corliss Williamson *	10	17	0	0	1	5	10	4	21	1	1	1	2	0	0	29
40	Elmer Martin *	1	1	1	1	0	1	0	1	0	3	1	0	0	0	0	5
12	Clint McDaniel *	3	7	3	5	4	4	2	3	5	3	13	2	1	0	0	32
14	Corey Beck *	2	9	1	1	0	0	0	3	3	5	10	1	0	0	0	30
3	Al Dillard	0	5	0	4	0	0	0	0	0	0	0	0	0	0	0	6
22	Davor Rimac	2	8	2	6	0	0	1	0	1	1	6	2	0	0	0	17
15	Dwight Stewart	6	10	3	7	0	2	3	5	8	2	15	3	2	0	0	24
33	Lee Wilson	1	3	0	0	2	2	0	4	4	1	4	0	1	0	0	12
44	Darnell Robinson	1	4	0	1	0	0	4	0	2	0	2	0	1	0	0	8
TEAM																	
Totals		28	74	12	34	7	9	16	26	42	17	75	22	9	1	0	200

FG%	1st Half: 12.40.300	2nd Half: 16.34.471	Game: 378	DEADBALL
3-Pt. FG%	1st Half: 8.22.364	2nd Half: 4.12.333	Game: 353	REBOUNDS
F Throw%	1st Half: 2.2.1000	2nd Half: 5.7.714	Game: 778	0

Technical fouls: None

Score by Periods	1st	2nd	Total
No. 2 North Carolina	38	30	68
No. 2 Arkansas	34	41	75



1996 • Sweet 16

Front row, L to R: Sunday Adebayo, Antwon Hall, Kareem Reid, Lee Wilson, Darnell Robinson, John Engskov, Ali Thompson, Nick Davis. Second row, L to R: Pat Bradley, Derek Hood, Jesse Pate, administrative assistant Wayne Stehlik, assistant coach Mike Anderson, head coach Nolan Richardson, assistant coach Brad Dunn, assistant coach Nolan Richardson III, Guy Whitney, Reggie Merritt, Marlon Towns, Landis Williams. Third row, L to R: Rich Webb, Mark Jackson, Tim Ezell, Jeff Boogaard, trainer Dave England, strength coach Don Decker, Richie Nickell, Wade Condray, Lorin Chzotkin, Erick Tangness.

UCLA 89, Arkansas 78
Final Four • National Championship Game • April 3, 1995
The Kingdome • Seattle, Wash. • Att.: 38,540

No. 2 Arkansas

##	Player	Tot-FG		3-Pt		Rebounds					PF	TP	A	TO	BLK	S	MIN
		FG	FGA	FG	FGA	FT	FTA	OF	DE	Tot							
30	Scotty Thurman *	2	9	1	7	0	0	3	3	2	5	1	2	0	0	1	32
34	Corliss Williamson *	3	16	0	0	6	10	2	2	4	1	12	6	3	0	0	4
40	Elmer Martin *	1	2	1	2	0	0	1	2	3	2	3	1	2	0	0	6
12	Clint McDaniel *	5	10	3	7	3	4	1	2	3	5	16	1	1	0	0	35
14	Corey Beck *	4	6	2	3	1	2	2	3	3	11	2	2	1	3	25	
15	Dwight Stewart	5	10	1	5	1	2	2	3	5	4	12	0	2	0	0	22
3	Al Dillard	2	4	2	3	0	0	1	1	2	1	6	1	2	0	0	15
44	Darnell Robinson	2	3	0	1	0	0	0	2	2	3	4	0	2	0	0	10
22	Davor Rimac	1	1	0	0	0	0	1	1	2	0	3	2	0	0	0	12
33	Lee Wilson	3	4	0	0	1	2	0	0	0	1	7	0	0	1	0	7
21	Landis Williams	0	0	0	0	0	0	0	0	0	0	0	0	0	0	0	1
23	Reggie Garrett	0	0	0	0	0	0	0	0	0	0	0	0	0	0	0	2
TEAM																	
Totals		28	65	10	28	12	20	12	19	31	22	78	15	18	4	0	150

FG%	1st Half: 15.28.536	2nd Half: 13.37.351	Game: 431	DEADBALL
3-Pt. FG%	1st Half: 5.12.417	2nd Half: 5.16.313	Game: 357	

22	Pat Bradley *	4	10	4	9	0	0	1	2	3	1	12	1	0	0	1	35
5	Ali Thompson	0	4	0	0	0	0	2	1	3	0	0	0	0	0	0	7
21	Landis Williams	3	7	0	2	1	2	3	4	7	2	7	0	0	1	2	17
23	Antwon Hall	0	1	0	1	0	0	0	0	0	1	0	0	0	0	1	1
33	Lee Wilson	3	8	0	2	3	3	3	6	2	8	0	2	1	0	16	
24	Guy Whitney	0	0	0	0	0	0	0	0	0	0	0	0	0	0	1	
35	R Reggie Merritt	0	0	0	0	0	0	0	0	0	0	0	1	0	0	1	
13	John Engskov	0	0	0	0	0	0	0	0	0	0	0	1	0	0	1	
TEAM		24		77	6	20	11	23	25	29	54	20	65	13	8	4	7 200

FG% 1st Half: 11:38 .289 2nd Half: 13:39 .333 Game: .312 DEADBALL
 3-Pl. FG% 1st Half: 4:12 .333 2nd Half: 8:25 .250 Game: .300 REBOUNDS
 F Throw% 1st Half: 5:11 .455 2nd Half: 6:12 .500 Game: .478 6

No. 4 Marquette																						
##	Player	Tot-FG	3-Pt	Rebounds																		
		FG	FGA	FG	FGA	FT	FTA	OF	DE	Tot	PF	TP	A	TO	BLK	S	MIN					
5	Chris Crawford*	2	5	0	1	1	2	3	5	5	5	2	4	0	0	21						
13	Roney Eford*	2	12	1	7	0	0	1	6	7	1	5	3	2	1	32						
00	Amal McCaskill*	0	3	0	0	4	8	4	7	11	3	4	0	4	2	0	35					
3	Anthony Pieper*	2	10	3	14	2	2	1	3	4	2	13	4	0	1	38						
12	Aaron Hutchins*	5	13	4	7	6	6	1	5	6	0	20	3	2	0	1	38					
21	Mike Bergen	0	0	0	0	0	0	0	0	0	0	0	0	0	0	0	2					
25	Zack McCall	2	2	2	2	0	0	2	3	6	0	3	1	0	1	11						
14	Richard Shaw	0	1	0	0	0	0	0	0	2	0	0	0	0	1	1						
40	Faisal Abraham	0	0	0	0	0	0	1	1	2	0	0	0	0	1	10						
45	Jarrod Lovette	0	0	0	0	3	4	1	5	6	3	3	1	2	0	0	12					
TEAM		3		2		5																
Totals		15	56	10	30	16	21	13	34	47	21	56	13	7	5	3	200					

FG% 1st Half: 9:27 .333 2nd Half: 6:29 .207 Game: .268 DEADBALL
 3-Pl. FG% 1st Half: 6:15 .400 2nd Half: 4:15 .267 Game: .333 REBOUNDS
 F Throw% 1st Half: 9:9 .1000 2nd Half: 7:12 .583 Game: .762 4

Technical fouls: None

Score by Periods				1st	2nd	Total
No. 12 Arkansas	31	34	65			
No. 4 Marquette	33	23	56			

Massachusetts 79, Arkansas 63
East Regional • Sweet 16 • March 21, 1996
Georgia Dome • Atlanta, Ga. • Att.: 34,614

No. 12 Arkansas																						
##	Player	Tot-FG	3-Pt	Rebounds																		
		FG	FGA	FG	FGA	FT	FTA	OF	DE	Tot	PF	TP	A	TO	BLK	S	MIN					
55	Derek Hood*	1	6	0	0	3	4	1	4	5	0	2	0	0	0	18						
15	Marlon Towns*	0	6	0	4	0	0	1	1	3	0	1	1	0	1	19						
44	Darnell Robinson*	3	6	0	1	0	0	2	2	4	6	0	4	0	1	17						
12	Kareem Reid*	3	11	0	2	6	6	1	2	3	12	8	6	0	1	37						
22	Pat Bradley*	6	10	3	6	0	1	2	3	2	15	0	3	0	2	37						
33	Lee Wilson	3	7	0	0	6	6	3	6	2	12	1	2	1	2	17						
21	Landis Williams	1	4	0	0	0	2	1	3	3	2	0	1	1	0	15						
31	Nick Davis	1	4	0	1	0	0	2	4	4	2	0	4	2	1	10						
5	Ali Thompson	4	9	0	1	2	4	2	6	3	9	2	1	0	1	22						
23	Antwon Hall	0	1	0	0	0	0	1	1	0	0	1	0	0	0	5						
24	Guy Whitney	0	0	0	0	0	0	0	0	0	0	0	0	0	0	1						
13	John Engskov	0	0	0	0	0	0	0	0	0	0	0	0	0	0	1						
35	R Reggie Merritt	0	0	0	0	0	0	0	0	0	0	0	0	0	0	1						
TEAM		2		8		10																
Totals		22	64	3	15	16	18	16	28	44	26	63	14	25	4	9	200					

FG% 1st Half: 5:27 .185 2nd Half: 17:37 .459 Game: .344 DEADBALL
 3-Pl. FG% 1st Half: 0:5 .000 2nd Half: 3:10 .300 Game: .200 REBOUNDS
 F Throw% 1st Half: 14:16 .875 2nd Half: 4:4 .1000 Game: .889 1

No. 1 Massachusetts																						
##	Player	Tot-FG	3-Pt	Rebounds																		
		FG	FGA	FG	FGA	FT	FTA	OF	DE	Tot	PF	TP	A	TO	BLK	S	MIN					
3	Dana Dingle*	4	9	0	0	4	7	3	4	7	0	12	4	1	0	2	30					
4	Donta Bright*	5	14	0	1	1	1	5	6	3	11	0	6	0	2	33						
34	Tyrone Weeks	5	9	0	0	6	8	4	3	7	3	16	1	2	2	0	25					
24	Carmelo Travieso*	5	14	3	9	1	1	2	6	8	0	14	3	4	1	2	34					
12	Edgar Padilla*	2	5	1	2	0	0	2	1	3	3	5	2	0	5	30						
21	Marcus Camby	5	8	0	0	5	10	4	3	7	3	15	1	1	3	0	18					
50	Inus Norville	0	0	0	0	1	2	0	2	2	5	1	0	1	0	8						
5	Charlton Clarke	0	4	0	2	1	2	1	0	1	0	1	3	0	1	12						
44	Rigoberto Nunez	1	3	0	1	0	1	0	1	1	2	0	1	0	0	3						
40	Ted Cottrell	0	1	0	0	2	2	1	1	2	0	2	0	0	1	3						
11	Giddel Padilla	0	0	0	0	0	0	0	0	0	0	2	0	0	0	2						
14	Andy MacLay	0	0	0	0	0	0	0	0	0	0	0	0	0	0	1						
10	Ross Burns	0	0	0	0	0	0	0	0	0	0	0	0	0	0	1						
TEAM		0		2		2																
Totals		27	67	4	15	21	33	19	27	46	18	79	17	21	7	12	200					

FG% 1st Half: 15:34 .441 2nd Half: 12:33 .264 Game: .403 DEADBALL
 3-Pl. FG% 1st Half: 2:7 .286 2nd Half: 2:8 .250 Game: .267 REBOUNDS
 F Throw% 1st Half: 8:14 .571 2nd Half: 13:19 .684 Game: .636 5

Technical fouls: None

Score by Periods				1st	2nd	Total
No. 12 Arkansas	24	39	63			
No. 1 Massachusetts	40	39	79			

1998

Arkansas 74, Nebraska 65
West Regional • First Round • March 12, 1998
Boise State Pavilion • Boise, Idaho • Att.: 12,159

No. 11 Nebraska																						
##	Player	Tot-FG	3-Pt	Rebounds																		
		FG	FGA	FG	FGA	FT	FTA	OF	DE	Tot	PF	TP	A	TO	BLK	S	MIN					
5	Larry Florence*	4	11	0	0	0	2	2	4	1	8	0	4	0	1	23						
10	Tyronn Lue*	6	14	2	6	4	4	0	1	3	18	6	3	0	3	37						
15	Chad Johnson*	1	2	0	0	0	0	0	0	0	2	2	0	0	0	18						
30	Cookie Belcher*	4	12	1	6	0	0	1	0	1	4	9	4	2	0	6	33					
44	Andy Markowski*	4	8	0	0	2	2	2	4	3	10	0	3	1	2	29						
24	Troy Piatkowski	2	7	0	4	0	0	3	0	3	4	2	2	0	1	24						
4	Venson Hamilton	6	7	0	0	2	5	8	2	10	5	14	2	2	1	0	27					
52	Brant Harriman	0	0	0	0	0	0	0	0	0	0	0	0	0	0	9						
TEAM		2		3		5																
Totals		27	61	3	16	8	11	18	12	30	18	65	14	21	2	13	200					

FG% 1st Half: 18:34 .529 2nd Half: 9:27 .333 Game: .443 DEADBALL

3-Pt. FG% 1st Half: 0:6 .000 2nd Half: 3:10 .300 Game: .188 REBOUNDS
 F Throw% 1st Half: 4:5 .800 2nd Half: 4:6 .867 Game: .727 4

No. 6 Arkansas																						
##	Player	Tot-FG	3-Pt	Rebounds																		
		FG	FGA	FG	FGA	FT	FTA	OF	DE	Tot	PF	TP	A	TO	BLK	S	MIN					
21	Landis Williams*	0	1	0	0	0	0	0	0	2	2	0	0	1	2	0	6					
31	Nick Davis*	3	4	0	0	2	2	2	1	3	4	8	0	1	1	1	34					
40	Sunday Adebayo*	3	4	0	0	2	2	4	2	6	2	8	0	3	0	1	18					
12	Kareem Reid*	6	12	1	3	4	5	0	2	2	2	17	2	6	0	2	37					
22	Pat Bradley*	5	12	5	10	4	4	0	0	0	1	19	0	1	0	0	32					
23	Tarik Wallace	4	10	3	7	2	2	2	4	6	0	13	2	1	0	2	29					
24	Guy Whitney	0	0	0	0	0	0	0	0	2	2	0	0	0	1	0	4					
5	Ali Thompson	2	3	0	0	5	6	1	3	4	1	9	1	2	1	0	19					
3	Brandon Davis	0	0	0	0	0	0	0	0	0	0	0	0	2	0	0	3					
41	Chris Walker	0	0	0	0	0	0	1	0	1	0	1	1	0	0	4						
52	Jason Jennings	0	0	0	0	0	0	0	0	0	0	0	0	0	0	0	1					
55	Derek Hood	0	2	0	0	0	0	1	1	2	3	0	0	2	0	0	13					
TEAM		1		0		1																
Totals		23	48	9	20	19	21	12	17	29	13	74	7	22	2	6	200					

FG% 1st Half: 13:24 .542 2nd Half: 10:24 .417 Game: .479 DEADBALL
 3-Pl. FG% 1st Half: 3:9 .333 2nd Half: 6:11 .545 Game: .450 REBOUNDS
 F Throw% 1st Half: 4:4 .1000 2nd Half: 15:17 .882 Game: .905 1

Technical fouls: None

Score by Periods				1st	2nd	Total
No. 11 Nebraska	40	25	65			
No. 6 Arkansas	33	41	74			

Utah 75, Arkansas 69
West Regional • Second Round • March 14, 1998
Boise State Pavilion • Boise, Idaho • Att.: 12,166

No. 6 Arkansas																		
##	Player	Tot-FG	3-Pt	Rebounds														
		FG	FGA	FG	FGA	FT	FTA	OF	DE	Tot	PF	TP	A	TO	BLK	S	MIN	
5	Ali Thompson*	3	7	0	0	0	2	2	4	6	1	6	0	4	1	2	29	
31	Nick Davis*	0	4	0	0	0	0	1	2	3	1	0	0	0	1	0	15	
55	Derek Hood*	7	9	0	0	2	2	1	2	3	5	16	0	1	0	23		
12	Kareem Reid*	6	13	0	4	4	5	0	0	0	2	16	7	1	0	4	37	
22																		

2000

Miami (Fla.) 75, Arkansas 71
South Regional • First Round • March 17, 2000
Gaylord Entertainment Center • Nashville, Tenn. • Att.: 17,297

No. 6 Miami, Fla.

##	Player	Tot-FG		3-Pt	Rebounds					PF	TP	A	TO	BLK	S	MIN
		FG	FGA		FG	FGA	FT	FTA	OF							
25	Elton Tyler *	2	9	0	5	6	2	6	8	1	9	2	3	0	1	32
30	Vernon Jennings *	2	3	1	1	2	4	1	3	4	3	7	8	8	1	28
31	Johnny Hemsley *	5	14	5	10	5	6	2	1	3	2	20	2	3	0	39
45	John Salmons *	6	8	1	1	3	4	1	5	6	3	16	1	2	2	33
51	Mario Bland *	4	6	0	0	6	9	3	3	6	3	14	2	3	0	28
00	Leroy Hurd	1	1	0	0	1	2	0	0	0	3	3	1	2	0	5
13	Paulo Coelho	0	0	0	0	0	0	0	0	0	0	0	1	0	0	5
33	James Jones	1	2	0	0	0	0	1	1	2	1	2	0	1	0	8
34	Dwayne Wimbley	2	6	0	0	1	3	4	7	1	4	1	0	0	0	12
TEAM		1		3		4										
Totals		23	49	7	12	22	32	14	26	40	18	75	17	23	3	200

FG%	1st Half: 13:25.520	2nd Half: 10:24.417	Game: 469	DEADB
3-Pt. FG%	1st Half: 3:6.500	2nd Half: 4:6.667	Game: 583	REBOUNDS
F Throw %	1st Half: 8:10.800	2nd Half: 14:22.636	Game: 688	4

No. 11 Arkansas

##	Player	Tot-FG		3-Pt	Rebounds					PF	TP	A	TO	BLK	S	MIN
		FG	FGA		FG	FGA	FT	FTA	OF							
21	Blake Eddins *	0	2	0	2	0	0	0	1	1	0	0	0	1	0	14
23	Teddy Gipson *	6	9	2	3	0	2	1	0	1	4	14	0	4	0	21
24	Joe Johnson *	4	16	1	6	4	6	3	2	5	2	13	3	1	0	36
31	Alonzo Lane *	2	3	0	0	1	1	0	2	2	3	5	0	1	4	28
41	Chris Walker *	0	3	0	1	0	0	0	3	1	0	1	2	0	0	17
3	Charles Tatum	3	5	3	5	0	0	0	0	0	9	1	1	0	0	6
5	T.J. Cleveland	2	6	2	5	4	4	2	3	5	10	2	1	0	3	28
13	Brandon Dean	2	7	0	1	2	2	1	0	1	5	6	1	2	0	19
20	Brandon Davis	1	3	0	2	3	4	2	0	2	1	5	1	0	1	13
33	Dionisio Gomez	1	1	1	0	2	1	3	1	3	1	0	1	0	1	9
50	Larry Satchell	0	0	0	0	1	0	1	1	3	0	0	1	0	0	6
TEAM		1		3		3										
Totals		24	59	9	26	14	22	12	18	30	25	71	10	16	6	920

FG%	1st Half: 7:27.259	2nd Half: 17:32.531	Game: 407	DEADB
3-Pt. FG%	1st Half: 0:9.000	2nd Half: 9:17.529	Game: 346	REBOUNDS
F Throw %	1st Half: 13:18.722	2nd Half: 1:4.250	Game: 636	5

Technical fouls: None

Score by Periods	1st	2nd	Total
No. 11 Arkansas	27	44	71
No. 6 Miami (Fla.)	37	38	75

2001

Georgetown 63, Arkansas 61
West Regional • First Round • March 15, 2001
Boise State Pavilion • Boise, Idaho • Att.: 11,085

No. 10 Georgetown

##	Player	Tot-FG		3-Pt	Rebounds					PF	TP	A	TO	BLK	S	MIN
		FG	FGA		FG	FGA	FT	FTA	OF							
1	Demetrius Hunter *	2	6	0	2	0	1	0	1	2	4	2	3	0	0	32
12	Kevin Braswell **	5	11	1	4	1	0	0	0	4	12	4	4	0	1	31
32	Gerard Riley *	1	4	0	3	2	2	1	0	1	2	4	0	1	0	8
34	Mike Sweetney *	4	12	0	2	8	6	12	4	10	3	3	0	2	30	
44	R. Boumie Boumie **	2	5	0	3	4	4	5	9	2	7	0	4	2	1	15
5	Anthony Perry	4	7	2	3	0	0	3	3	0	10	0	2	0	1	16
13	Victor Samnick	3	5	0	2	5	2	4	6	1	8	1	3	0	1	20
25	Nathaniel Burton	3	8	0	0	1	3	4	1	6	0	1	0	1	0	31
45	Lee Scruggs	1	4	0	1	0	1	2	4	6	2	2	2	0	13	
50	Wesley Wilson	0	0	0	0	0	1	1	0	0	0	0	0	0	4	
TEAM		1		3		4										
Totals		25	62	3	13	10	21	18	29	47	18	63	10	23	4	7200

FG%	1st Half: 12:29.414	2nd Half: 13:33.394	Game: 403	DEADB
3-Pt. FG%	1st Half: 2:7.286	2nd Half: 1:6.167	Game: 231	REBOUNDS
F Throw %	1st Half: 4:9.444	2nd Half: 6:12.500	Game: 476	5,2

No. 7 Arkansas

##	Player	Tot-FG		3-Pt	Rebounds					PF	TP	A	TO	BLK	S	MIN
		FG	FGA		FG	FGA	FT	FTA	OF							
4	Carl Baker *	5	7	2	3	0	0	1	5	6	2	12	0	3	1	32
13	Brandon Dean *	1	5	0	2	2	3	1	3	4	2	4	3	1	0	26
23	Teddy Gipson **	2	3	0	0	2	2	1	0	1	4	6	2	1	0	19
24	Joe Johnson *	6	17	0	2	2	2	1	3	1	14	1	6	1	0	31
50	Larry Satchell *	1	1	0	0	2	3	0	1	1	4	4	1	2	1	9
3	Charles Tatum	0	2	0	1	0	0	0	0	0	0	0	0	0	0	7
5	T.J. Cleveland	1	4	0	1	0	1	0	1	0	2	1	2	0	3	20
12	Jannero Pargo	2	8	2	6	2	1	7	8	0	8	1	2	0	2	23
20	Brandon Davis	1	2	0	0	0	0	0	0	2	1	0	1	0	1	9
21	Blake Eddins *	1	1	1	0	1	0	1	0	1	0	3	1	1	0	13
31	Alonzo Lane	3	8	0	0	3	2	1	3	2	6	0	1	1	2	15
TEAM		2		5		7										
Totals		23	58	5	17	10	17	10	25	35	17	61	11	19	5	13200

FG%	1st Half: 10:30.300	2nd Half: 13:28.464	Game: 397	DEADB
3-Pt. FG%	1st Half: 3:10.300	2nd Half: 2:7.286	Game: 284	REBOUNDS
F Throw %	1st Half: 8:13.615	2nd Half: 2:4.500	Game: 588	1

Technical fouls: None

Score by Periods	1st	2nd	Total
No. 10 Georgetown	30	33	63
No. 7 Arkansas	31	30	61

2006

Bucknell 59, Arkansas 55
Oakland Regional • First Round • March 17, 2006
American Airlines Center • Dallas, Texas • Att.: 19,028

No. 9 Bucknell

##	Player	Tot-FG		3-Pt	Rebounds					PF	TP	A	TO	BLK	S	MIN
		FG	FGA		FG	FGA	FT	FTA	OF							
01	Mastropaolo, Darren *	1	4	0	0	0	0	1	3	4	2	0	0	1	0	20
32	McNaughton, Chris *	2	6	0	0	2	2	2	4	4	6	4	0	4	0	21
03	Lee, Charles *	7	12	4	7	6	2	3	5	0	24	1	3	0	2	36
05	Badmus, Abe *	0	0	0	0	2	2	0	3	3	3	2	7	2	0	34

##	Player	Tot-FG		3-Pt	Rebounds					PF	TP	A	TO	BLK	S	MIN
		FG	FGA		FG	FGA	FT	FTA	OF							
12	Bettencourt, Kevin *	5	11	5	10	3	5	0	2	2	1	18	0	2	0	34
04	Brown, Donald	0	6	0	0	1	2	1	4	5	4	1	2	2	1	27
11	Griffin, John	1	2	1	2	0	0	0	1	0	3	0	1	0	0	11
14	Vogetsky, Jason	1	3	1	2	0	0	0	1	0	3	0	0	1	5	
44	Vieer-McClintock, TarO	0	0	0	0	0	0	0	0	1	3	0	0	0	2	
TEAM		1		3		4										
Totals		17	44	11	21	14	18	8	21	29	17	59	10	14	2	12020

TOTAL FG%	1st Half: 9:24.37.5%	2nd Half: 8:20.40.0%	Game: 38.6%	DEADB
3-Pt. FG%	1st Half: 5:9.55.6%	2nd Half: 6:12.50.0%	Game: 52.4%	REBS
F Throw %	1st Half: 4:4.100%	2nd Half: 10:14.71.4%	Game: 77.8%	3

No. 8 Arkansas

##	Player	Tot-FG		3-Pt	Rebounds					PF	TP	A	TO	BLK	S	MIN	
		FG	FGA		FG	FGA	FT	FTA	OF								DE
21	Thomas, Charles *	1	2	0	0	0	1	0	7	7	2	2	1	4	0	1	28
51	Hill, Steven *	3	5	0	0	0	1	2	2	4	3</						

Arkansas' Post-Season NIT Boxscores

1987

Arkansas 67, Arkansas St. 64 (OT) First Round • March 13, 1987 Barnhill Arena • Fayetteville, Ark. • Att.: 9,218

Arkansas St.		Tot-FG		3-Pt		Rebounds							
#	Player	FG	FGA	FG	FGA	FT	FTA	OF	DE	TP	A	TO BLK S MIN	
30	Alan Smith *	2	4	0	0	0	0	0	0	0	0	0 0 17	
40	Reggie Gordon *	3	10	0	3	3	4	7	11	5	9	6 5 0 0 41	
42	John Tate *	7	11	0	0	4	6	3	11	14	3	18 1 4 0 0 44	
10	Steve Wiedowder *	8	13	3	7	0	3	2	4	6	2	19 2 5 0 0 34	
24	Carl Archer *	1	2	0	1	0	1	0	1	2	2	6 1 0 0 0 38	
14	Brad Goshien	3	8	0	3	5	6	7	0	9	2	3 0 0 0 28	
23	Rhon Johnson	0	0	0	0	1	5	1	1	0	1	0 0 0 0 5	
32	Bobby Collins	1	1	0	0	0	1	1	0	2	0	1 0 0 0 5	
TEAM													
Totals		25	49	3	8	11	22	11	30	43	17	64 17 19 0 3 225	
FG%		1st Half: 12:26 .461		2nd Half: 13:23 .565		Game: .510		DEADBALL					
3-Pt. FG%		1st Half: 1-4 .250		2nd Half: 2-4 .500		Game: .375		REBOUNDS					
F Throw %		1st Half: 4-11 .364		2nd Half: 7-11 .636		Game: .500		2					

Arkansas		Tot-FG		3-Pt		Rebounds							
#	Player	FG	FGA	FG	FGA	FT	FTA	OF	DE	TP	A	TO BLK S MIN	
30	Mike Ratliff *	2	6	0	1	0	2	3	5	2	4	0 0 0 0 27	
44	Mario Credit *	6	13	0	3	5	2	5	7	1	15	0 0 0 1 32	
33	Stephan Moore *	4	9	0	0	3	1	3	4	3	8	1 1 1 1 35	
11	Allie Freeman *	1	2	0	0	0	3	3	2	2	1	2 0 0 0 12	
21	Philip McKellar *	2	10	0	0	2	1	3	2	4	0	1 0 0 0 15	
31	Ron Huey *	6	9	2	2	0	0	2	3	5	4	14 1 0 0 25	
12	Keith Wilson	0	4	0	2	4	1	2	3	4	2	6 0 0 0 18	
25	Tim Scott	2	6	1	2	0	0	4	0	4	1	5 1 1 1 18	
50	Shawn Baker	1	4	0	0	0	1	0	1	2	2	0 0 0 0 9	
3	Andrew Lang	0	0	0	0	0	0	0	0	0	0	0 0 0 0 2	
4	Kenny Hutchinson	0	0	0	0	1	2	0	0	0	0	1 0 0 0 3	
22	Cannon Whitty	2	6	2	5	2	3	0	0	0	1	8 2 1 0 15	
34	Anthony Hurd	1	1	0	0	0	0	0	0	1	2	0 0 0 0 4	
TEAM													
Totals		27	70	5	13	8	17	15	20	39	23	67 12 9 2 10 225	
FG%		1st Half: 7:28 .250		2nd Half: 20:42 .476		Game: .386		DEADBALL					
3-Pt. FG%		1st Half: 1-4 .250		2nd Half: 4-9 .444		Game: .385		REBOUNDS					
F Throw %		1st Half: 5-10 .500		2nd Half: 7-12 .583		Game: .471		3					

Arkansas St.		Tot-FG		3-Pt		Rebounds							
#	Player	FG	FGA	FG	FGA	FT	FTA	OF	DE	TP	A	TO BLK S MIN	
30	Mike Ratliff *	3	4	0	0	1	3	1	2	3	7	1 2 0 1 18	
33	Stephan Moore *	1	2	0	0	0	5	3	2	0	1	1 0 0 14	
55	Mario Credit *	2	2	0	0	0	0	4	4	1	3	1 0 0 21	
12	Keith Wilson *	0	6	0	3	4	0	1	1	5	3	2 4 0 3 33	
31	Ron Huey *	3	8	0	4	4	7	1	3	4	3	10 3 1 0 43	
11	Allie Freeman *	3	4	0	3	5	1	2	1	9	1	0 0 0 0 17	
3	Andrew Lang	2	4	0	0	1	3	5	3	4	0	1 1 0 18	
4	Kenny Hutchinson	1	1	0	0	0	1	2	2	0	0	0 0 0 0 4	
21	Philip McKellar	3	4	1	2	2	0	0	2	9	3	0 0 1 9	
22	Cannon Whitty	1	4	1	2	2	0	0	0	2	1	2 0 0 11	
25	Tim Scott	5	12	4	9	3	5	2	1	3	3	17 0 2 0 16	
50	Shawn Baker	0	1	0	0	2	2	0	0	0	2	0 0 0 0 6	
TEAM													
Totals		24	52	5	17	18	30	11	22	33	28	71 9 19 3 10 200	
FG%		1st Half: 3:15 .200		2nd Half: 21:37 .568		Game: .462		DEADBALL					
3-Pt. FG%		1st Half: 0-2 .000		2nd Half: 6-15 .333		Game: .294		REBOUNDS					
F Throw %		1st Half: 6-9 .667		2nd Half: 12-21 .571		Game: .600		3					

Arkansas		Tot-FG		3-Pt		Rebounds							
#	Player	FG	FGA	FG	FGA	FT	FTA	OF	DE	TP	A	TO BLK S MIN	
30	Mike Ratliff *	8	9	0	0	2	5	2	5	7	2	18 1 2 0 1 35	
30	Bernard Day *	6	8	0	0	7	9	2	4	6	3	19 3 3 0 0 31	
35	Bill Jackman *	1	5	0	0	0	1	8	9	1	2	1 1 0 1 26	
10	Henry Buchanan *	0	7	0	1	13	2	1	3	4	11	6 3 0 1 32	
20	Brian Carr *	2	9	0	4	2	4	4	3	6	5	2 0 1 34	
4	Jeff Rekeweg	0	0	0	0	0	0	0	0	0	0	0 0 0 0 1	
12	R.V. Poelgeest	0	2	0	0	0	0	1	1	0	0	0 0 0 0 3	
14	Anthony Bailous	9	12	0	2	3	2	1	3	5	20	2 3 0 0 28	
32	Mike Martz	0	0	0	0	0	0	0	0	0	0	0 0 0 0 1	
44	Keith Neubert	1	3	0	0	0	2	2	4	2	2	0 0 0 0 9	
TEAM													
Totals		27	55	0	5	24	34	13	26	39	24	78 16 0 4 200	
FG%		1st Half: 12:31 .387		2nd Half: 15:24 .625		Game: .491		DEADBALL					
3-Pt. FG%		1st Half: 0-4 .000		2nd Half: 0-1 .000		Game: .000		REBOUNDS					
F Throw %		1st Half: 7-11 .739		2nd Half: 17-23 .739		Game: .706		3					

Arkansas St.		Tot-FG		3-Pt		Rebounds							
#	Player	FG	FGA	FG	FGA	FT	FTA	OF	DE	TP	A	TO BLK S MIN	
30	Mike Ratliff *	3	4	0	0	1	3	1	2	3	7	1 2 0 1 18	
33	Stephan Moore *	1	2	0	0	0	5	3	2	0	1	1 0 0 14	
55	Mario Credit *	2	2	0	0	0	0	4	4	1	3	1 0 0 21	
12	Keith Wilson *	0	6	0	3	4	0	1	1	5	3	2 4 0 3 33	
31	Ron Huey *	3	8	0	4	4	7	1	3	4	3	10 3 1 0 43	
11	Allie Freeman *	3	4	0	3	5	1	2	1	9	1	0 0 0 0 17	
3	Andrew Lang	2	4	0	0	1	3	5	3	4	0	1 1 0 18	
4	Kenny Hutchinson	1	1	0	0	0	1	2	2	0	0	0 0 0 0 4	
21	Philip McKellar	3	4	1	2	2	0	0	2	9	3	0 0 1 9	
22	Cannon Whitty	1	4	1	2	2	0	0	0	2	1	2 0 0 11	
25	Tim Scott	5	12	4	9	3	5	2	1	3	3	17 0 2 0 16	
50	Shawn Baker	0	1	0	0	2	2	0	0	0	2	0 0 0 0 6	
TEAM													
Totals		24	52	5	17	18	30	11	22	33	28	71 9 19 3 10 200	
FG%		1st Half: 3:15 .200		2nd Half: 21:37 .568		Game: .462		DEADBALL					
3-Pt. FG%		1st Half: 0-2 .000		2nd Half: 6-15 .333		Game: .294		REBOUNDS					
F Throw %		1st Half: 6-9 .667		2nd Half: 12-21 .571		Game: .600		3					

Arkansas		Tot-FG		3-Pt		Rebounds							
#	Player	FG	FGA	FG	FGA	FT	FTA	OF	DE	TP	A	TO BLK S MIN	
30	Mike Ratliff *	3	4	0	0	1	3	1	2	3	7	1 2 0 1 18	
33	Stephan Moore *	1	2	0	0	0	5	3	2	0	1	1 0 0 14	
55	Mario Credit *	2	2	0	0	0	0	4	4	1	3	1 0 0 21	
12	Keith Wilson *	0	6	0	3	4	0	1	1	5	3	2 4 0 3 33	
31	Ron Huey *	3	8	0	4	4	7	1	3	4	3	10 3 1 0 43	
11	Allie Freeman *	3	4	0	3	5	1	2	1	9	1	0 0 0 0 17	
3	Andrew Lang	2	4	0	0	1	3	5	3	4	0	1 1 0 18	
4	Kenny Hutchinson	1	1	0	0	0	1	2	2	0	0	0 0 0 0 4	
21	Philip McKellar	3	4	1	2	2	0	0	2	9	3	0 0 1 9	
22	Cannon Whitty	1	4	1	2	2	0	0	0	2	1	2 0 0 11	
25	Tim Scott	5	12	4	9	3	5	2	1	3	3	17 0 2 0 16	
50	Shawn Baker	0	1	0	0	2	2	0	0	0	2	0 0 0 0 6	
TEAM													
Totals		24	52	5	17	18	30	11	22	33	28	71 9 19 3 10 200	
FG%		1st Half: 3:15 .200		2nd Half: 21:37 .568		Game: .462		DEADBALL					
3-Pt. FG%		1st Half: 0-2 .000		2nd Half: 6-15 .333		Game: .294		REBOUNDS					
F Throw %		1st Half: 6-9 .667		2nd Half: 12-21 .571		Game: .600		3					

Nebraska		Tot-FG		3-Pt		Rebounds						
#	Player	FG	FGA	FG	FGA	FT	FTA	OF	DE	TP	A	TO BLK S MIN
21	Derrick Vick *	8	9	0	0	2	5	2	5	7	2	18 1 2 0 1 35
30	Bernard Day *	6	8	0	0	7	9	2	4	6	3	19 3 3 0 0 31
35	Bill Jackman *	1	5	0	0	0	1	8	9	1		

All-Time Final Rankings

1977

Associated Press

1. Michigan
2. UCLA
3. Kentucky
4. UNLV
5. North Carolina
6. Syracuse
7. Marquette
8. San Francisco
9. Wake Forest
10. Notre Dame
11. Alabama
12. Detroit
13. Minnesota
14. Utah
15. Tennessee
16. Kansas St.
17. UNC-Charlotte
18. **ARKANSAS**
19. Louisville
20. Virginia Military

United Press International

1. Michigan
2. San Francisco
3. North Carolina
4. UCLA
5. Kentucky
6. UNLV
7. **ARKANSAS**
8. Tennessee
9. Syracuse
10. Utah
11. Kansas St.
12. Cincinnati
13. Louisville
14. Marquette
15. Providence
16. Indiana St.
17. Minnesota
18. Alabama
19. Detroit
20. Purdue

1978

AP

1. Kentucky
2. UCLA
3. DePaul
4. Michigan St.
5. **ARKANSAS**
6. Notre Dame
7. Duke
8. Marquette
9. Louisville
10. Kansas
11. San Francisco
12. New Mexico
13. Indiana
14. Utah
15. Florida St.
16. North Carolina
17. Texas
18. Detroit
19. Miami (Ohio)
20. Pennsylvania

UPI

1. Kentucky
2. UCLA
3. Marquette
4. New Mexico
5. Michigan St.
6. **ARKANSAS**
7. DePaul

8. Kansas
9. Duke
10. North Carolina
11. Notre Dame
12. Florida St.
13. San Francisco
14. Louisville
15. Indiana
16. Houston
17. Utah St.
18. Utah
19. Texas
20. Georgetown

1979

AP

1. Indiana St.
2. UCLA
3. Michigan St.
4. Notre Dame
5. **ARKANSAS**
6. DePaul
7. LSU
8. Syracuse
9. North Carolina
10. Marquette
11. Duke
12. San Francisco
13. Louisville
14. Pennsylvania
15. Purdue
16. Oklahoma
17. St. John's (N.Y.)
18. Rutgers
19. Toledo
20. Iowa

UPI

1. Indiana St.
2. UCLA
3. North Carolina
4. Michigan St.
5. Notre Dame
6. **ARKANSAS**
7. Duke
8. DePaul
9. LSU
10. Syracuse
11. Iowa
12. Georgetown
13. Marquette
14. Purdue
15. Texas
16. Temple
17. San Francisco
18. Tennessee
19. Louisville
20. Detroit

1981

AP

1. DePaul
2. Oregon St.
3. Arizona St.
4. LSU
5. Virginia
6. North Carolina
7. Notre Dame
8. Kentucky
9. Indiana
10. UCLA
11. Wake Forest
12. Louisville
13. Iowa
14. Utah
15. Tennessee
16. Brigham Young

17. Wyoming
18. Maryland
19. Illinois
20. **ARKANSAS**

1982

AP

1. North Carolina
2. DePaul
3. Virginia
4. Oregon St.
5. Missouri
6. Georgetown
7. Minnesota
8. Idaho
9. Memphis St.
10. Tulsa
11. Fresno St.
12. **ARKANSAS**
13. Alabama
14. West Virginia
15. Kentucky
16. Iowa
17. Ala.-Birmingham
18. Wake Forest
19. UCLA
20. Louisville

UPI

1. North Carolina
2. DePaul
3. Virginia
4. Oregon St.
5. Missouri
6. Minnesota
7. Georgetown
8. Idaho
9. Memphis St.
10. Fresno St.
11. Tulsa
12. Alabama
13. **ARKANSAS**
14. Kentucky
15. Wyoming
16. Iowa
17. West Virginia
18. Kansas St.
19. Wake Forest
20. Louisville

1983

AP

1. Houston
2. Louisville
3. St. John's (N.Y.)
4. Virginia
5. Indiana
6. UNLV
7. UCLA
8. North Carolina
9. **ARKANSAS**
10. Missouri
11. Boston College
12. Kentucky
13. Villanova
14. Wichita St.
15. UT-Chattanooga
16. N.C. St.
17. Memphis St.
18. Georgia
19. Oklahoma St.
20. Georgetown

UPI

1. Houston
2. Louisville
3. St. John's (N.Y.)

4. Virginia
5. Indiana
6. UNLV
7. UCLA
8. North Carolina
9. **ARKANSAS**
10. Kentucky
11. Villanova
12. Missouri
13. Boston College
14. N.C. St.
15. Georgia
16. UT-Chattanooga
17. Memphis St.
18. Illinois St.
19. Oklahoma St.
20. Georgetown

ESPN/USA Today

1. N.C. State
2. Houston
3. Louisville
4. Georgia
5. Virginia
6. Kentucky
7. North Carolina
8. St. John's (N.Y.)
9. Indiana
10. **ARKANSAS**
11. Villanova
12. Memphis State
13. Boston College
14. Iowa
15. Wichita State
16. UCLA
17. Ohio State
18. UNLV
19. Missouri
20. Georgetown
21. Fresno State
22. Utah
23. Syracuse
24. Washington St.
25. Tennessee

1984

AP

1. North Carolina
2. Georgetown
3. Kentucky
4. DePaul
5. Houston
6. Illinois
7. Oklahoma
8. **ARKANSAS**
9. Texas-El Paso
10. Purdue
11. Maryland
12. Tulsa
13. UNLV
14. Duke
15. Washington
16. Memphis St.
17. Oregon St.
18. Syracuse
19. Wake Forest
20. Temple

UPI

1. North Carolina
2. Georgetown
3. Kentucky
4. DePaul
5. Houston
6. Illinois
7. **ARKANSAS**
8. Oklahoma
9. Texas-El Paso
10. Maryland

11. Purdue
12. Tulsa
13. UNLV
14. Duke
15. Washington
16. Memphis St. Syracuse
18. Indiana
19. Auburn
20. Oregon St.

ESPN/USA Today

1. Georgetown
2. Houston
3. Kentucky
4. North Carolina
5. Illinois
6. DePaul
7. Virginia
8. Wake Forest
9. Memphis State
10. UNLV
11. Indiana
12. Maryland
13. **ARKANSAS**
14. Oklahoma
15. Dayton
16. Louisville
17. Purdue
18. Syracuse
19. Washington
20. Texas-El Paso
21. Tulsa
22. Duke
23. Michigan
24. SMU
25. Temple

1985

ESPN/USA Today

1. Villanova
2. Georgetown
3. St. John's (N.Y.)
4. Georgia Tech
5. Memphis State
6. Oklahoma
7. North Carolina
8. Louisiana Tech
9. Michigan
10. N.C. State
11. Illinois
12. Loyola (Ill.)
13. Duke
14. Auburn
15. Boston College
16. Kansas
17. Syracuse
18. Maryland
19. Va. Commonwealth
20. UNLV
21. Ala.-Birmingham
22. Alabama
23. UCLA
24. Kentucky
25. **ARKANSAS**

1989

UPI

1. Arizona
2. Georgetown
3. Illinois
4. North Carolina
5. Oklahoma
6. Indiana
7. Duke
8. Missouri
9. Syracuse

10. Michigan
11. Seton Hall
12. Stanford
13. Louisville
14. UNLV
15. Iowa
16. Florida St.
17. **ARKANSAS**
18. N.C. St.
19. West Virginia
20. Alabama

ESPN/USA Today

1. Michigan
2. Seton Hall
3. Illinois
4. Duke
5. Georgetown
6. Syracuse
7. Arizona
8. North Carolina
9. UNLV
10. Indiana
11. Missouri
12. Oklahoma
13. Louisville
14. N.C. State
15. Virginia
16. Iowa
17. Minnesota
18. West Virginia
19. Ball State
20. **ARKANSAS**
21. Stanford
22. Florida State
23. Texas-El Paso
24. South Alabama
25. UCLA

1990

AP

1. Oklahoma
2. UNLV
3. Connecticut
4. Michigan St.
5. Kansas
6. Syracuse
7. **ARKANSAS**
8. Georgetown
9. Georgia Tech
10. Purdue
11. Missouri
12. La Salle
13. Michigan
14. Arizona
15. Duke
16. Louisville
17. Clemson
18. Illinois
19. LSU
20. Minnesota
21. Loyola (Calif.)
22. Oregon St.
23. Alabama
24. New Mexico St.
25. Xavier (Ohio)

UPI

1. Oklahoma
2. UNLV
3. Connecticut
4. Michigan St.
5. Kansas
6. Syracuse
7. Georgia Tech
8. **ARKANSAS**
9. Georgetown
10. Purdue
11. Missouri



- 12. Arizona
 - 13. La Salle
 - 14. Duke
 - 15. Michigan
 - 16. Louisville
 - 17. Clemson
 - 18. Illinois
 - 19. Alabama
 - 20. New Mexico St.
- ESPN/USA Today**
- 1. UNLV
 - 2. Duke
 - 3. Georgia Tech
 - 4. ARKANSAS
 - 5. Connecticut
 - 6. Purdue
 - 7. Michigan St.
 - 8. Minnesota
 - 9. Loyola (Calif.)
 - 10. Syracuse
 - 11. Oklahoma
 - 12. Texas
 - 13. Clemson
 - 14. Kansas
 - 15. Georgetown
 - 16. Alabama
 - 17. Xavier (Ohio)
 - 18. Michigan
 - 19. La Salle
 - 20. Missouri
 - 21. Arizona
 - 22. Ball State
 - 23. UCLA
 - 24. Louisville
 - 25. North Carolina

- 19. St. John's (N.Y.)
 - 20. Princeton
 - 21. LSU
 - 22. Michigan St.
 - 23. Georgetown
 - 24. N.C. St.
 - 25. Texas
- ESPN/USA Today**
- 1. Duke
 - 2. UNLV
 - 3. Kansas
 - 4. North Carolina
 - 5. ARKANSAS
 - 6. Seton Hall
 - 7. St. John's (N.Y.)
 - 8. Ohio State
 - 9. Indiana
 - 10. Arizona
 - 11. Temple
 - 12. Utah
 - 13. Oklahoma St.
 - 14. Alabama
 - 15. Connecticut
 - 16. Syracuse
 - 17. Kentucky
 - 18. E. Michigan
 - 19. Nebraska
 - 20. Georgetown
 - 21. Pittsburgh
 - 22. New Mexico St.
 - 23. N.C. State
 - 24. E. Tenn. St.
 - 25. UCLA

- 21. Massachusetts
 - 22. Oklahoma
 - 23. DePaul
 - 24. St. John's (N.Y.)
 - 25. Tulane
- ESPN/USA Today**
- 1. Duke
 - 2. Indiana
 - 3. Michigan
 - 4. Ohio State
 - 5. Cincinnati
 - 6. Kentucky
 - 7. Kansas
 - 8. UCLA
 - 9. Oklahoma St.
 - 10. ARKANSAS
 - 11. Southern Cal
 - 12. North Carolina
 - 13. Seton Hall
 - 14. Florida State
 - 15. Massachusetts
 - 16. Arizona
 - 17. Memphis St.
 - 18. Missouri
 - 19. Alabama
 - 20. Michigan St.
 - 21. Georgia Tech
 - 22. Texas-El Paso
 - 23. Georgetown
 - 24. Syracuse
 - 25. LSU

- 23. Virginia
 - 24. Western Kentucky
 - 25. New Mexico St.
- ESPN/USA Today**
- 1. North Carolina
 - 2. Michigan
 - 3. Kentucky
 - 4. Kansas
 - 5. Indiana
 - 6. Cincinnati
 - 7. Florida State
 - 8. Vanderbilt
 - 9. Duke
 - 10. ARKANSAS
 - 11. Seton Hall
 - 12. Arizona
 - 13. Temple
 - 14. Wake Forest
 - 15. Louisville
 - 16. Western Kentucky
 - 17. California
 - 18. Virginia
 - 19. Iowa
 - 20. Utah
 - 21. George Washington
 - 22. Massachusetts
 - 23. Xavier-Ohio
 - 24. UCLA
 - 25. Minnesota

- ESPN/USA Today**
- 1. ARKANSAS
 - 2. Duke
 - 3. Arizona
 - 4. Florida
 - 5. Purdue
 - 6. Missouri
 - 7. Connecticut
 - 8. Michigan
 - 9. North Carolina
 - 10. Louisville
 - 11. Boston College
 - 12. Kansas
 - 13. Kentucky
 - 14. Syracuse
 - 15. Massachusetts
 - 16. Indiana
 - 17. Marquette
 - 18. Temple
 - 19. Tulsa
 - 20. Maryland
 - 21. Oklahoma St.
 - 22. UCLA
 - 23. Minnesota
 - 24. Texas
 - 25. Pennsylvania

- ESPN/USA Today**
- 1. UCLA
 - 2. ARKANSAS
 - 3. North Carolina
 - 4. Oklahoma St.
 - 5. Kentucky
 - 6. Connecticut
 - 7. Massachusetts
 - 8. Virginia
 - 9. Wake Forest
 - 10. Kansas
 - 11. Maryland
 - 12. Mississippi St.
 - 13. Arizona State
 - 14. Memphis
 - 15. Tulsa
 - 16. Georgetown
 - 17. Syracuse
 - 18. Missouri
 - 19. Purdue
 - 20. Michigan St.
 - 21. Alabama
 - 22. Utah
 - 23. Villanova
 - 24. Texas
 - 25. Arizona

- ESPN/USA Today**
- 1. Kentucky
 - 2. Utah
 - 3. North Carolina
 - 4. Stanford
 - 5. Duke
 - 6. Arizona
 - 7. Connecticut
 - 8. Kansas
 - 9. Purdue
 - 10. Michigan St.
 - 11. Rhode Island
 - 12. UCLA
 - 13. Syracuse
 - 14. Cincinnati
 - 15. Maryland
 - 16. Princeton
 - 17. Michigan
 - 18. West Virginia
 - 19. South Carolina
 - 20. Ole Miss
 - 21. New Mexico
 - 22. ARKANSAS
 - 23. Valparaiso
 - 24. Washington
 - 25. TCU

1991

- AP**
- 1. UNLV
 - 2. ARKANSAS
 - 3. Indiana
 - 4. North Carolina
 - 5. Ohio St.
 - 6. Duke
 - 7. Syracuse
 - 8. Arizona
 - 9. Kentucky
 - 10. Utah
 - 11. Nebraska
 - 12. Kansas
 - 13. Seton Hall
 - 14. Oklahoma St.
 - 15. New Mexico St.
 - 16. UCLA
 - 17. East Tenn. St.
 - 18. Princeton
 - 19. Alabama
 - 20. St. John's (N.Y.)
 - 21. Mississippi St.
 - 22. LSU
 - 23. Texas
 - 24. DePaul
 - 25. Southern Miss

1992

- AP**
- 1. Duke
 - 2. Kansas
 - 3. Ohio St.
 - 4. UCLA
 - 5. Indiana
 - 6. Kentucky
 - 7. UNLV
 - 8. Southern Cal
 - 9. ARKANSAS
 - 10. Arizona
 - 11. Oklahoma St.
 - 12. Cincinnati
 - 13. Alabama
 - 14. Michigan St.
 - 15. Michigan
 - 16. Missouri
 - 17. Massachusetts
 - 18. North Carolina
 - 19. Seton Hall
 - 20. Florida St.
 - 21. Syracuse
 - 22. Georgetown
 - 23. Oklahoma
 - 24. DePaul
 - 25. LSU

1993

- AP**
- 1. Indiana
 - 2. Kentucky
 - 3. Michigan
 - 4. North Carolina
 - 5. Arizona
 - 6. Seton Hall
 - 7. Cincinnati
 - 8. Vanderbilt
 - 9. Kansas
 - 10. Duke
 - 11. Florida St.
 - 12. ARKANSAS
 - 13. Iowa
 - 14. Massachusetts
 - 15. Louisville
 - 16. Wake Forest
 - 17. New Orleans
 - 18. Georgia Tech
 - 19. Utah
 - 20. Western Kentucky
 - 21. New Mexico
 - 22. Purdue
 - 23. Oklahoma St.
 - 24. New Mexico St.
 - 25. UNLV

1994

- AP**
- 1. North Carolina
 - 2. ARKANSAS
 - 3. Purdue
 - 4. Connecticut
 - 5. Missouri
 - 6. Duke
 - 7. Kentucky
 - 8. Massachusetts
 - 9. Arizona
 - 10. Louisville
 - 11. Michigan
 - 12. Temple
 - 13. Kansas
 - 14. Florida
 - 15. Syracuse
 - 16. California
 - 17. UCLA
 - 18. Indiana
 - 19. Oklahoma St.
 - 20. Texas
 - 21. Marquette
 - 22. Nebraska
 - 23. Minnesota
 - 24. St. Louis
 - 25. Cincinnati

1995

- AP**
- 1. UCLA
 - 2. Kentucky
 - 3. Wake Forest
 - 4. North Carolina
 - 5. Kansas
 - 6. ARKANSAS
 - 7. Massachusetts
 - 8. Connecticut
 - 9. Villanova
 - 10. Maryland
 - 11. Michigan St.
 - 12. Purdue
 - 13. Virginia
 - 14. Oklahoma St.
 - 15. Arizona
 - 16. Arizona St.
 - 17. Oklahoma
 - 18. Mississippi St.
 - 19. Utah
 - 20. Alabama
 - 21. Western Kentucky
 - 22. Georgetown
 - 23. Missouri
 - 24. Iowa St.
 - 25. Syracuse

1996

- ESPN/USA Today**
- 1. Kentucky
 - 2. Massachusetts
 - 3. Syracuse
 - 4. Mississippi St.
 - 5. Kansas
 - 6. Cincinnati
 - 7. Georgetown
 - 8. Connecticut
 - 9. Wake Forest
 - 10. Texas Tech
 - 11. Arizona
 - 12. Utah
 - 13. Georgia Tech
 - 14. Louisville
 - 15. Purdue
 - 16. Georgia
 - 17. Villanova
 - 18. ARKANSAS
 - 19. UCLA
 - 20. Iowa State
 - 21. Virginia Tech
 - 22. Iowa
 - 23. Marquette
 - 24. North Carolina
 - 25. New Mexico

1999

- AP**
- 1. Duke
 - 2. Michigan St.
 - 3. Connecticut
 - 4. Auburn
 - 5. Maryland
 - 6. Utah
 - 7. Stanford
 - 8. Kentucky
 - 9. St. John's (N.Y.)
 - 10. Miami (Fla.)
 - 11. Cincinnati
 - 12. Arizona
 - 13. North Carolina
 - 14. Ohio St.
 - 15. UCLA
 - 16. Col. of Charleston
 - 17. ARKANSAS
 - 18. Wisconsin
 - 19. Indiana
 - 20. Tennessee
 - 21. Iowa
 - 22. Kansas
 - 23. Florida
 - 24. UNC-Charlotte
 - 25. New Mexico

UPI

- 1. UNLV
- 2. ARKANSAS
- 3. Indiana
- 4. North Carolina
- 5. Ohio St.
- 6. Duke
- 7. Arizona
- 8. Syracuse
- 9. Nebraska
- 10. Utah
- 11. Seton Hall
- 12. Kansas
- 13. Oklahoma St.
- 14. UCLA
- 15. East Tenn. St.
- 16. Alabama
- 17. New Mexico St.
- 18. Mississippi St.

UPI

- 1. Duke
- 2. Kansas
- 3. UCLA
- 4. Ohio St.
- 5. Arizona
- 6. Indiana
- 7. Southern Cal
- 8. ARKANSAS
- 9. Kentucky
- 10. Oklahoma St.
- 11. Michigan St.
- 12. Missouri
- 13. Alabama
- 14. Cincinnati
- 15. North Carolina
- 16. Florida St.
- 17. Michigan
- 18. Seton Hall
- 19. Georgetown
- 20. Syracuse

UPI

- 1. Indiana
- 2. North Carolina
- 3. Michigan
- 4. Kentucky
- 5. Arizona
- 6. Seton Hall
- 7. Cincinnati
- 8. Vanderbilt
- 9. Kansas
- 10. Duke
- 11. Florida St.
- 12. ARKANSAS
- 13. Iowa
- 14. Louisville
- 15. Wake Forest
- 16. Massachusetts
- 17. Utah
- 18. New Orleans
- 19. Georgia Tech
- 20. Purdue
- 21. UNLV
- 22. Oklahoma St.

UPI

- 1. ARKANSAS
- 2. North Carolina
- 3. Purdue
- 4. Connecticut
- 5. Missouri
- 6. Duke
- 7. Massachusetts
- 8. Kentucky
- 9. Arizona
- 10. Louisville
- 11. Michigan
- 12. Temple
- 13. Kansas
- 14. Syracuse
- 15. Florida
- 16. California
- 17. UCLA
- 18. Indiana
- 19. Oklahoma St.
- 20. Marquette
- 21. Texas
- 22. St. Louis
- 23. Minnesota
- 24. Nebraska
- 25. Ala.-Birmingham

UPI

- 1. UCLA
 - 2. Kentucky
 - 3. Wake Forest
 - 4. Kansas
 - 5. North Carolina
 - 6. ARKANSAS
 - 7. Massachusetts
 - 8. Connecticut
 - 9. Villanova
 - 10. Michigan St.
 - 11. Maryland
 - 12. Purdue
 - 13. Arizona
 - 14. Virginia
 - 15. Arizona St.
 - 16. Oklahoma St.
 - 17. Mississippi St.
 - 18. Utah
 - 19. Oklahoma
 - 20. Alabama
 - 21. Syracuse
 - 22t. Missouri
 - 22t. Iowa St.
 - 24. Oregon
 - 25. Stanford
- * UPI poll discontinued following 1996 season

1998

- AP**
- 1. North Carolina
 - 2. Kansas
 - 3. Duke
 - 4. Arizona
 - 5. Kentucky
 - 6. Connecticut
 - 7. Utah
 - 8. Princeton
 - 9. Cincinnati
 - 10. Stanford
 - 11. Purdue
 - 12. Michigan
 - 13. Ole Miss
 - 14. South Carolina
 - 15. TCU
 - 16. Michigan St.
 - 17. ARKANSAS
 - 18. New Mexico
 - 19. UCLA
 - 20. Maryland
 - 21. Syracuse
 - 22. Illinois
 - 23. Xavier
 - 24. Temple
 - 25. Murray St.

- ESPN/USA Today**
- 1. Connecticut
 - 2. Duke
 - 3. Michigan St.
 - 4. Ohio St.
 - 5t. Kentucky
 - 5t. St. John's (N.Y.)
 - 7. Auburn
 - 8. Maryland
 - 9. Stanford
 - 10. Utah
 - 11. Cincinnati
 - 12t. Miami (Fla.)
 - 12t. Gonzaga
 - 14. Temple
 - 15. Iowa
 - 16. Arizona
 - 17. Florida
 - 18. North Carolina
 - 19. Oklahoma
 - 20. Miami (Ohio)
 - 21. UCLA
 - 22. Purdue
 - 23. Kansas
 - 24. SW Missouri St.
 - 25. ARKANSAS



RAZORBACK ARKANSAS' ALL-AMERICANS



John Adams
1941 – Helms Foundation 1st/
Converse Yearbook 2nd




Ron Brewer
1978 – Converse, USBWA & WA 1st/
AP 2nd
1977 – Honorable mention Helms



Todd Day
1992 – WA 1st/NABC & TSN 2nd/
AP & UPI 3rd
1991 – WA 1st/AP 2nd/
Basketball Times & NABC 3rd



Marvin Delph
1978 – Converse Magazine 2nd



Bill Flynt
1946 – Helms Foundation 3rd



George Kok
1946 – *The Sporting News* 2nd
1948 – AP 3rd



Gene Lambert
1929 – Helms Foundation 1st



Lee Mayberry
1992 – AP/Basketball Times &
NABC 3rd



Sidney Moncrief
1979 – AP, Converse, NABC, USBWA &
WA 1st/TSN & UPI 2nd
1978 – WA 1st/UPI 2nd/AP &
NABC 3rd



Tom Pickell
1929 – *College Humor Magazine*



Ike Poole
1936 – Helms Foundation 1st/
Converse 2nd



Jack Robbins
1938 – NEA 3rd



Alvin Robertson
1984 – UPI 2nd/AP 3rd



Glen Rose
1928 – Helms Foundation 1st
(1978 NABC Golden Anniversary Award)



Wear Schoonover
1930 – *College Humor Magazine* 2nd



James "Doc" Sexton
1932 – *College Humor Magazine* 3rd
1931 – *College Humor Magazine* 3rd



Martin Terry
1973 – Helms Foundation 1st



Scotty Thurman
1995 – *Basketball Times* 3rd



Darrell Walker
1983 – AP/Converse &
UPI 2nd



Corliss Williamson
1995 – TSN & WA 1st/AP,
NABC, UPI, USBWA 2nd
1994 – WA 1st/AP, NABC, UPI,
USBWA 2nd/*Basketball Times* 3rd



Clayton Wynn
1943 – *Pic Magazine* 3rd

FRESHMAN ALL-AMERICANS



Patrick Beverley
2007 – CollegeInsider.com 1st
Basketball Times 2nd
Rivals.com,
CollegeHoops.net 3rd



Ronnie Brewer
2004 – Rivals.com 2nd
College Basketball News 3rd




Courtney Fortson
2009 – CollegeHoops.net 3rd



Joe Johnson
2000 – *Basketball Times* 2nd



Scotty Thurman
1993 – *The Sporting News* 1st



Corliss Williamson
1993 – *The Sporting News* 1st

Honorable Mention Selections:

Tommy Boyer 1963, UPI/Converse

Ronnie Brewer 2006, CollegeHoops.net
Defensive All-American –
CollegeInsider.com HM

Jerry Carlton 1961, Converse

Marvin Delph 1977, AP/TSN

Fred Grim 1958, AP

Scott Hastings 1981, Helms Foundation;
1982 Helms Foundation

Sidney Moncrief 1977, AP/TSN

Clyde Rhoden 1960, Converse

Scotty Thurman 1994, AP; 1995, AP

Legend

AP – Associated Press

Converse – Converse Magazine

NABC – National Association of Basketball Coaches

TSN – The Sporting News

UPI – United Press International

USBWA – United States Basketball Writers Association

WA – Wooden Award

Note: AP (1948-) and UPI (1949-96) selected only a first team until 1951; College Humor Magazine selected teams from 1929-33 and in 1936; Converse Yearbook selected teams from 1932-83; the Helms Foundation (1905-83) selected only a first team; the NABC selected only a first team until 1948; NEA (Newspaper Enterprise Association) selected teams from 1917-73; Pic Magazine selected teams from 1942-44; The Sporting News selected teams from 1943-46 and since 1997; the USBWA (United States Basketball Writers Association) selected a 10-player first team from 1957-83, five-player first and second teams from 1984-97 and added a third team in 1998; and the Wooden Award has selected a first and second team since 1977.



Razorback Honors & Awards

ARKANSAS' ALL-SOUTHEASTERN CONFERENCE SELECTIONS

- 2009 Michael Washington, Coaches' & AP 2nd
- 2008 Sonny Weems, Coaches' 1st, AP 2nd
- 2007 Patrick Beverley, Coaches' 2nd
- 2006 Ronnie Brewer, Coaches' & AP 1st
Jonathon Modica, Coaches' 2nd
- 2005 Ronnie Brewer, Coaches' 1st, AP 2nd
- 2004 Jonathon Modica, Coaches' 2nd
- 2002 Jannero Pargo, AP & Coaches' 3rd
- 2001 Joe Johnson, Coaches' 2nd, AP 3rd
Jannero Pargo, AP & Coaches' 3rd
- 2000 Joe Johnson, AP 2nd, Coaches' 3rd
- 1999 Derek Hood, AP & Coaches' 2nd
- 1998 Nick Davis, AP 1st, Coaches' 2nd
Pat Bradley, AP & Coaches' 2nd
- 1997 Pat Bradley, AP & Coaches' 3rd
Derek Hood, AP & Coaches' 3rd
- 1995 Scotty Thurman, AP & Coaches' 1st
Corliss Williamson, AP & Coaches' 1st
Corey Beck, AP 3rd
Clint McDaniel, AP 3rd
- 1994 Scotty Thurman, AP & Coaches' 1st
Corliss Williamson, AP & Coaches' 1st
- 1993 Scotty Thurman, AP 2nd, Coaches' 1st



Michael Washington earned post-season honors from the SEC, Associated Press, NABC and US-BWA in 2009.

Darrell Hawkins, AP 3rd, Coaches' 2nd
Corliss Williamson, Coaches' 2nd

- 1992 Todd Day, AP, Coaches' 1st
Lee Mayberry, AP, Coaches' 1st
Oliver Miller, AP 3rd

** Coaches began selecting more than one team following the 1992 season*

SEC ALL-FRESHMAN SELECTIONS

- 2009 Courtney Fortson
- 2007 Patrick Beverley
- 2005 Darian Townes
- 2004 Ronnie Brewer
Olu Famutimi
- 2003 Jonathon Modica
- 2000 Joe Johnson
- 1997 Glendon Alexander
- 1996 Kareem Reid
- 1994 Darnell Robinson
- 1993 Scotty Thurman
Corliss Williamson

SEC NEWCOMER OF THE YEAR (AP)

- 2007 Patrick Beverley

SEC FRESHMAN OF THE YEAR

- 2007 Patrick Beverley

SEC DEFENSIVE PLAYER OF THE YEAR

- 2007 Steven Hill

SEC SIXTH MAN OF THE YEAR

- 2006 Eric Ferguson

SEC PLAYERS OF THE WEEK

- 2009 Michael Washington, Nov. 17 & Jan. 5
Courtney Fortson, Dec. 15
- 2008 Sonny Weems, Jan. 28
- 2007 Gary Ervin, Jan. 8 & March 5
- 2006 Jonathon Modica, Feb. 6
- 2005 Jonathon Modica, Feb. 14
- 2002 Jannero Pargo, Dec. 17 & Jan. 21
- 2001 Jannero Pargo, Jan. 21
- 1998 Kareem Reid, Dec. 15
- 1995 Corliss Williamson, Feb. 13
Scotty Thurman, Feb. 20



Steven Hill was named the SEC's Defensive Player of the Year in 2007.



Courtney Fortson earned SEC Player of the Week honors and SEC Freshman Player of the Week honors in 2009. He is the first freshman in school history to earn the overall SEC Player of the Week award.



Sonny Weems earned post-season honors from the SEC, NABC and USBWA in 2008.

- 1994 Scotty Thurman, Feb. 7 & Feb. 21
Corliss Williamson, Feb. 28
- 1992 Todd Day, Jan. 13 & March 2

SEC FRESHMAN PLAYERS OF THE WEEK
(Beginning in 2007)

- 2009 Courtney Fortson, Dec. 22
- 2007 Patrick Beverley, Nov. 13, Nov. 27 & Feb. 19


SEC ALL-DEFENSIVE TEAM
(Selected in 1991 and 1992; and again in 2008)

- 2008 Steven Hill
- 1992 Lee Mayberry

NATIONAL ASSOCIATION OF BASKETBALL COACHES (NABC) ALL-DISTRICT SELECTIONS

- 2009 Michael Washington, 2nd
- 2008 Sonny Weems, 2nd
- 2007 Patrick Beverley, 2nd
- 2006 Ronnie Brewer, 1st
- 2005 Ronnie Brewer, 1st
- 2002 Jannero Pargo, 1st
- 2001 Joe Johnson, 1st
- 1999 Derek Hood, 2nd
Kareem Reid, 2nd

- 1998 Kareem Reid, 2nd
- 1997 Kareem Reid, 2nd
- 1995 Corliss Williamson, 1st
Scotty Thurman, 2nd
- 1994 Scotty Thurman, 1st
Corliss Williamson, 1st
- 1993 Scotty Thurman, 2nd
- 1992 Todd Day, 1st
Lee Mayberry, 2nd
Oliver Miller, 2nd
- 1991 Todd Day, 1st
Lee Mayberry, 1st
Oliver Miller, 1st
- 1990 Todd Day, 1st
Lenzie Howell, 1st
Lee Mayberry, 1st
Oliver Miller, 1st
- 1988 Andrew Lang, 1st
- 1985 Charles Ballentine, 1st
Joe Kleine, 1st
- 1984 Alvin Robertson, 1st
Joe Kleine, 2nd
- 1983 Darrell Walker, 1st
- 1982 Scott Hastings, 1st
- 1981 Scott Hastings, 1st
U.S. Reed, 1st
- 1980 U.S. Reed, 1st
Scott Hastings, 2nd
- 1979 Sidney Moncrief, 1st



Terry Day led the team with 9.0 rebounds per game and was an NABC first-team all-district pick in 1957.

- 1978 Ron Brewer, 1st
Marvin Delph, 1st
Sidney Moncrief, 1st
- 1977 Ron Brewer, 1st
Marvin Delph, 1st
Sidney Moncrief, 1st
- 1976 Marvin Delph, 3rd
Daryll Saulsberry, 3rd
- 1975 Kent Allison, 1st
Rickey Medlock, 3rd
- 1974 Dean Tolson, 2nd
- 1973 Martin Terry, 1st
Dean Tolson, 3rd
- 1972 Martin Terry, 3rd
- 1968 James Eldridge, 3rd
- 1967 Tommy Rowland, 2nd
- 1966 Ricky Sugg, 2nd
- 1965 Ricky Sugg, 3rd
- 1964 Jim Magness, 2nd
- 1963 Tommy Boyer, 2nd
- 1962 Jerry Carlton, 1st
Tommy Boyer, 2nd
- 1960 Clyde Rhoden, 1st
- 1958 Fred Grim, 1st
- 1957 Terry Day
- 1956 Jerald Barnett



Todd Day was first-team All-Southwest Conference in 1990 and '91, and first-team All-SEC in 1992.



- 1955 Buddy Smith
- 1954 Jerald Barnett
- 1953 Gene Lambert
- 1950 Robert Ambler
James Cathcart

UNITED STATES BASKETBALL WRITERS ASSOCIATION ALL-DISTRICT VII SELECTIONS


- 2009 Michael Washington
- 2008 Sonny Weems
- 2007 Patrick Beverley
- 2006 Ronnie Brewer
- 2005 Ronnie Brewer
- 2004 Jonathon Modica

ALL-TOURNAMENT TEAMS

FINAL FOUR

- 1995 Clint McDaniel
Corliss Williamson
- 1994 Corey Beck
Scotty Thurman
Corliss Williamson – MVP
- 1978 Ron Brewer

Final Four All-Tournament teams first selected in 1952



Eddie Sutton was named national coach of the year following the Final Four season of 1978.

NCAA TOURNAMENT ALL-REGIONAL

MIDWEST

- 1995 Scotty Thurman
Corliss Williamson - MVP
- 1994 Clint McDaniel
Scotty Thurman
Corliss Williamson
- 1990 Lenzie Howell - MVP
Lee Mayberry
Oliver Miller
- 1991 Todd Day
Oliver Miller
- 1979 Sidney Moncrief
Steve Schall

MIDEAST

- 1983 Darrell Walker

WEST


- 1978 Ron Brewer - MVP
Marvin Delph
Sidney Moncrief

SOUTHEASTERN CONFERENCE

- 2008 Charles Thomas
Darian Townes
- 2007 Sonny Weems
- 2001 Joe Johnson
- 2000 Brandon Dean - MVP
Joe Johnson
- 1999 Derek Hood
Kareem Reid
- 1995 Scotty Thurman
Corliss Williamson
- 1994 Corliss Williamson
- 1992 Todd Day

NATIONAL ASSOCIATION OF BASKETBALL COACHES (NABC) ALL-STAR GAME PARTICIPANTS

- 1993 Darrell Hawkins
- 1992 Lee Mayberry
- 1991 Ron Huery
- 1988 Andrew Lang
- 1984 Alvin Robertson
- 1983 Darrell Walker
- 1982 Scott Hastings
- 1979 Sidney Moncrief



Eric Ferguson was the SEC's Sixth Man of the Year in 2006.

COACH OF THE YEAR

NATIONAL

- 1994 Nolan Richardson – NABC, Naismith, Chevrolet/CBS, Atlanta Tipoff Club, Kodak
- 1978 Eddie Sutton – AP, UPI, USBWA

NATIONAL ASSOCIATION OF BASKETBALL COACHES DISTRICT 9

- 1994 Nolan Richardson
- 1991 Nolan Richardson
- 1990 Nolan Richardson
- 1978 Eddie Sutton
- 1977 Eddie Sutton

SOUTHEASTERN CONFERENCE

- 1998 Nolan Richardson – Coaches' & Birmingham Tipoff Club (Rupp Cup)

ALL-SOUTHWEST CONFERENCE SELECTIONS (First team only)

- 1991 Todd Day
Lee Mayberry
Oliver Miller
- 1990 Todd Day
Lee Mayberry
- 1989 Keith Wilson
- 1988 Ron Huery




Brandon Dean was the MVP of the 2000 South-eastern Conference Tournament after leading Arkansas to the title with four wins in four days.

- 1985 Joe Kleine
- 1984 Joe Kleine
Alvin Robertson
- 1983 Darrell Walker
- 1982 Scott Hastings
- 1981 Scott Hastings
- 1980 Scott Hastings
- 1979 Sidney Moncrief
- 1978 Ron Brewer
Marvin Delph
Sidney Moncrief
- 1977 Ron Brewer
Marvin Delph
Sidney Moncrief
- 1975 Kent Allison
Robert Birden
- 1974 Dean Tolson
- 1973 Martin Terry
- 1972 Martin Terry
- 1963 Tommy Boyer
- 1962 Jerry Carlton
Tommy Boyer
- 1961 Jerry Carlton
Clyde Rhoden
Pat Foster
- 1960 Clyde Rhoden
- 1958 Fred Grim

- 1956 Jerald Barnett
Manuel Whitley
- 1951 D.L. Miller
- 1950 Jim Cathcart
- 1949 Kenneth Kearns
- 1948 George Kok
- 1947 Alvin Williams
- 1946 George Kok
- 1945 George Kok
- 1944 Deno Nichols
Billy Flynt
- 1943 Gordon Carpenter
Clayton Wynne
- 1942 R.C. Pitts
- 1941 Johnny Adams
John Frieberger
Howard Hickey
- 1940 Howard Hickey
- 1939 Johnny Adams
- 1938 Don Lockard
Jack Robbins
- 1937 Don Lockard
Jack Robbins
- 1936 Elwin Gilliland
Jim Lee Howell
Ike Poole
- 1935 Taft Moody
Ike Poole
- 1934 Taft Moody



Martin Terry earned first-team All-SWC honors in 1972 and 1973.



Alvin Robertson was a first-team All-SWC selection in 1984, the same year he earned All-America honors.

- 1933 Tom Murphy
- 1932 Tom Murphy
James "Doc" Sexton
- 1931 Milan Creighton
- 1930 Wear Schoonover
Milan Creighton
Roy Prewitt
- 1929 Tom Pickell
Gene Lambert Sr.
Wear Schoonover
- 1928 Glen Rose
Tom Pickell
Gene Lambert Sr.
Wear Schoonover
- 1927 Glen Rose
Harold Steele
Tom Pickell
- 1926 Rolla Adams
Elbert Pickell
Glen Rose
Curtis Parker
- 1925 Rolla Adams



All-Time Lettermen

A		
Adams, Elmo	1950	Beebe, Ark.
Adams, Johnny	1939, 40, 41	Beebe, Ark.
Adams, Marvin	1952, 53, 54	Caddo, Okla.
Adams, O'Neal	1940, 41, 42	Beebe, Ark.
Adams, Robert	1948, 1950	Mulberry, Ark.
Adams, Rolla	1924, 25, 26	
Adebayo, Sunday	1998	Benin City, Nigeria
Alexander, Glendon	1997	Carrolton, Texas
Allison, Kent	1975	South Bend, Ind.
Ambler, Robert	1949, 50, 51	Texarkana, Ark.
Anderson, Bobby	1961, 62	Pine Bluff, Ark.
Ayers, James	1926	Dierks, Ark.

B		
Bailey, Alvin	1979	West Helena, Ark.
Baker, Carl	2000, 01, 02, 03	Palestine, Ark.
Baker, Shawn	1987, 88	Tulsa, Okla.
Balentine, Charles	1982, 83, 84, 85	Newport, Ark.
Bane, Jim	1963, 64	Branson, Mo.
Barnes, Alton	1970	Pine Bluff, Ark.
Barnett, Jerald	1954, 55, 56	Harrison, Ark.
Bass, Jody	1972, 73	Denton, Texas
Bates, Steve	1978	Fort Wayne, Ind.
Beall, Elstner	1933	
Beck, Corey	1993, 94, 95	Memphis, Tenn.
Bedford, Darryl	1983, 84	Smyrna, Ga.
Bennett, Chris	1976, 78	Little Rock, Ark.
Benton, James	1937, 38	Fordyce, Ark.
Beverley, Patrick	2007, 08	Chicago, Ill.
Biggers, Ray	1992, 93, 94	Houston, Texas
Biley, Ken	1991, 92, 93, 94	Pine Bluff, Ark.
Birden, Robert	1974, 75, 76	Pine Bluff, Ark.
Blackburn, Clifford	1924	Danville, Ark.
Blackmon, Jamar	2003, 04	Little Rock, Ark.
Blasingame, John	1960, 61	Monette, Ark.
Borgsmiller, John	1950	
Boss, Ora Lee	1958, 59	Green Forest, Ark.
Bowers, Arlyn	1989, 90, 91	Memphis, Tenn.



Marcus Britt

Box, Larry	1972	Leachville, Ark.
Boyer, Tommy	1961, 62, 63	Fort Smith, Ark.
Bradley, A.B.	1942, 43	Clinton, Ark.
Bradley, Pat	1996, 97, 98, 99	Everett, Mass.
Brady, Harold	1937, 38	
Brannon, Robert	1983	Columbia, S.C.
Brasfield, Travis	1932, 33, 34	
Brewer, Ron	1976, 77, 78	Fort Smith, Ark.
Brewer, Ronnie	2004, 05, 06	Fayetteville, Ark.
Briggs, E.J.	1940	
Britt, Marcus	2008, 09	Madison, Ark.
Britt, Maurice	1939	Lonoke, Ark.
Brodie, Frank	1936, 37	
Brown, Mike	1972	White Hall, Ark.
Brown, Tony	1979, 80, 81, 82	Chicago, Ill.
Bryant, Gerald	1951	Many, La.
Buckner, Ray	1975, 76, 77	Pine Bluff, Ark.
Burk, Houston	1925, 26, 27	
Butler, Walter "Pete"	1955, 56	Jefferson City, Mo.
Byles, Tony	1946, 47	Robeline, La.


C		
Campbell, Doug	1972, 73	Lyons, Kan.
Campbell, Johnny	1947, 48	Harrison, Ark.
Carlton, Jerry	1960, 61, 62	Sheridan, Ark.
Carpenter, Gordon	1941, 42, 43	
Carpenter, Jay	1957, 58, 59	Jefferson City, Mo.
Carpenter, Mike	1986	Knoxville, Tenn.
Carter, Alan	1943	
Cathcart, James	1948, 49, 50	
Chambers, Lendon	1939	
Clark, Andre	2009	North Little Rock, Ark.
Clark, Carter	2001	Springfield, Mo.
Clarke, Rotnei	2009	Verdigris, Okla.
Cleveland, T.J.	1999, 2000, 01, 02	Birmingham, Ala.
Clifton, Gus	1932	
Coffman, M.B. "Skippy"	1962, 63	Little Rock, Ark.
Coleman, Paul	1948, 49	
Cone, Benton	1967, 68, 69	Wilmot, Ark.
Cook, Orval	1964, 65, 66	Cleveland, Okla.
Copeland, Jody	1945	
Corzine, Corky	1976	Florissant, Mo.
Counce, Jim	1975, 76, 77, 78	Memphis, Tenn.
Cox, Stephen	2009	Jonesboro, Ark.
Craft, Reggie	1979	
Crane, Jay	1984, 85, 86	Ft. Worth, Texas
Cranford, Preston	2004, 06, 07	Heber Springs, Ark.
Crawford, Roger	1993, 94	Birmingham, Ala.
Credit, Mario	1987, 88, 89, 90	Kansas City, Kan.
Creighton, Milan	1929, 30, 31	Gothenberg, Neb.
Crockett, James	1978, 79	West Helena, Ark.
Cutts, Willie	1983	Fort Worth, Texas

D		
Davis, Brandon	1998, 99, 2000, 01	Camden, Ark.
Davis, Kendrick	2003, 04	Houston, Texas
Davis, Nick	1996, 97, 98	Columbia, S.C.
Davis, Shawn	1989, 90, 91, 92	Maud, Texas
Day, Terry	1955, 56, 57	Magnolia, Ark.
Day, Todd	1989, 90, 91, 92	Memphis, Tenn.
Dean, Brandon	1999, 2000, 01, 02	Monroe, La.

DeBose, Keenan	1983, 84	Killeen, Texas
Delph, Marvin	1975, 76, 77, 78	Conway, Ark.
Dickson, Joe	1955, 56, 57	Little Rock, Ark.
Dillard, Alex	1994, 95	Bassemmer, Ala.
Donaldson, John	1938	
Dunn, Wayne	1956, 57, 58	Hampton, Ark.
Dykes, Jimmy	1982, 83, 84	Fayetteville, Ark.

E		
Eddins, Blake	2000, 01, 02, 03	Montgomery, Ala.
Eidson, Harold	1929	Centerville, Ark.
Eldridge, James	1968, 69, 70	Green Forest, Ark.
Elkins, Orval	1952, 53, 54	Minden, La.
Engskov, John	1994, 95, 96	Berryville, Ark.
Ervin, Gary	2007, 08	Brooklyn, N.Y.

F		
Famutimi, Olu	2004, 05	Flint, Mich.
Ferguson, Eric	2003, 04, 05, 06	Long Island, N.Y.
Fletcher, Clyde	1991, 92	Memphis, Tenn.
Flynt, Bill	1944, 45, 46	Lonoke, Ark.
Fortson, Courtney	2009	Montgomery, Ala.
Foster, Pat	1959, 60, 61	Emerson, Ark.
Freeman, Allie	1985, 86, 87, 88	Little Rock, Ark.
Freeman, Wally	1966, 67	Sheridan, Ark.
Frieberger, John	1939, 40, 41	Point, Texas
Friess, Brad	1979, 80, 81, 82	Austin, Texas
Fulton, John	1935	Malvern, Ark.



Clyde Fletcher

G		
Gammill, Gerald	1939, 40	
Garner, Ronnie	1959, 60, 61	Hot Springs, Ark.
Gehring, Ken	1977	Akron, Ohio
Gibson, Ray	1931, 32, 33	Prairie Grove, Ark.
Gilbert, Jason	1999	Mountain View, Ark.

Gilliland, Elwin	1935, 36, 37	Beebe, Ark.
Gipson, Teddy	1999, 2000, 01, 02	Farmerville, La.
Gomez, Dionisio	2000, 01, 02, 03	Fayetteville, Ark.
Green, Steve	1997	Monticello, Ark.
Grim, Fred	1956, 57, 58	Green Forest, Ark.
Grindle, LaVerne	1959, 60	Overton, Texas
Grisham, Larry	1957, 58	Jonesboro, Ark.
Grisham, Larry	1969	White Hall, Ark.
Guess, Charles	1965, 66	

H

Hagood, Leslie	1938	
Haizlip, Ralph	1927, 28	Hot Springs, Ark.
Hale, Arthur	1927, 28, 29	Fayetteville, Ark.
Hale, Harrison, Jr.	1930	Fayetteville, Ark.
Hall, Antwon	1996	Chicago, Ill.
Hamilton, Ray	1936, 37, 38	Lonoke, Ark.
Hankins, Justin	1999	Elkins, Ark.
Hankins, Zane	1958, 59	Newport, Ark.
Hastings, Scott	1979, 80, 81, 82	Independence, Kan.
Hawkins, Darrell	1989, 90, 92, 93	Prairie View, Texas
Hays, Dennie	1936	
Heider, Joel	1971, 72	Kansas City, Kan.
Henderson, Jethro	1930	Hot Springs, Ark.
Henry, Jason	2009	West Memphis, Ark.
Hess, Jack	1950, 51	Verden, Okla.
Hester, Bill (Toar)	1951	Hall Summitt, La.
Hickey, Howard	1939, 40, 41	Clarksville, Ark.
Hill, Steven	2005, 06, 07, 08	Branson, Mo.
Hilliard, Keith	1980	Memphis, Tenn.
Hogue, Larry	1962, 63, 64	North Little Rock, Ark.
Holt, Ken	1929, 30, 31	
Honea, Robert	1942	
Honea, Elmer	1935	Fayetteville, Ark.
Hood, Derek	1996, 97, 98, 99	Kansas City, Mo.
Horrell, Scott	1980	Marmaduke, Ark.
Horsell, J.L.	1934, 35, 36	
Horst, Howard	1928	
Horton, Clifford	1947, 48	Marshall, Ark.
Howell, Jim Lee	1934, 35, 36	Lonoke, Ark.
Howell, Lenzie	1989, 90	Dallas, Texas
Hudspeth, Gerald	1949, 50	St. Joe, Ark.
Huary, Ron	1987, 88, 90, 91	Memphis, Tenn.
Hunter, Vincent	2004, 06, 07, 08	Little Rock, Ark.
Hurd, Anthony	1987	Kansas City, Mo.
Hutchison, Kenny	1985, 86, 87	New York, N.Y.

I

Irvin, Byron	1985, 86	Chicago, Ill.
--------------	----------	---------------

J

Jay, Jim	1963, 64	Lincoln, Ark.
Jefferies, Chris	1999	Fresno, Calif.
Jefferson, Dontell	2005, 06	Lithonia, Ga.
Jelks, J.L.	1931, 32, 33	Jonesboro, Ark.
Jennings, Jason	1998, 99	Bald Knob, Ark.
Johnson, Joe	2000, 01	Little Rock, Ark.
Joliff, Charles	1944, 45, 46	Manila, Ark.
Jones, Ben	1943, 44	Watlenson, Ark.
Jones, Loyd	1960	Lincoln, Ark.
Jones, Matt	2002, 04	Fort Smith, Ark.
Jones, Michael	2002, 03, 04, 05	Little Rock, Ark.
Jordan, Berry	2002	Jacksonville, Fla.

K

Kays, Paul	1928	Fayetteville, Ark.
Kearns, Kenneth	1945, 46, 48	
Kearns, Walter	1951, 52, 53	Denton, Texas
Keeling, Lance	1997, 99	St. Joe, Ark.
Keeter, Danny	1969, 70	Mountain Home, Ark.
Kelly, Carey	1980, 81, 82, 83	Canton, Miss.
Kendall, Bruce	1931, 32, 33	Berryville, Ark.
Kimbrell, Jacky	1967, 68, 69	Turrell, Ark.
King, Cyrus	1924, 25	Stuttgart, Ark.
Kissee, Jim	1964, 65	Marshfield, Mo.
Kitchen, Robert	1983, 84	Muskegon Heights, Mich.
Kleine, Joe	1983, 84, 85	Slater, Mo.
Kok, George	1945, 46, 47, 48	Grand Rapids, Mich.
Kretschmar, Joe	1956	Jefferson City, Mo.

L

Lambert, Eugene, Jr.	1951, 52, 53	Fayetteville, Ark.
Lambert, Eugene, Sr.	1928, 29	Augusta, Ark.
Lane, Alonzo	2000, 01, 02, 03	Canton, Miss.
Lang, Andrew	1985, 86, 87, 88	Pine Bluff, Ark.
Lee, Almer	1970, 71	Fort Smith, Ark.
Lewis, Tryon	1952	Fayetteville, Ark.
Linn, Warren	1990, 92, 93	Tulsa, Okla.
Lively, Charles	1943	Des Arc, Ark.
Lockard, Don	1936, 37, 38	
Logue, Donald	1950	Fayetteville, Ark.
Lucas, Mike	1985	Dallas, Texas
Lucke, Joel	1951, 52, 53	Pine Bluff, Ark.
Lunday, Kenneth	1935, 36	Miami, Okla.



Almer Lee

M

Magness, Jim	1963, 64	Hot Springs, Ark.
Mann, Marvin	1961	Hickory, Va.
Marks, Larry	1988, 89, 90	Columbia, Tenn.
Martin, Elmer	1992, 93, 94, 95	Memphis, Tenn.
Martin, Neal	1938, 39	Texarkana, Ark.
Martin, Robert	1936, 37	
Mayberry, Lee	1989, 90, 91, 92	Tulsa, Okla.
McAlister, Leslie (Mack)	1968, 70	Jonesboro, Ark.
McClary, Cam	1977	Marshfield, Wis.
McCurdy, Sean	2006, 07	Westport, Conn.

McConnell, J.D.	1964, 65, 66	Fayetteville, Mo.
McDaniel, Clint	1992, 93, 94, 95	Tulsa, Okla.
McDonald, Leo	1954, 55	Many, La.
McGaha, Melvin	1944, 45, 46, 47	Oak Grove, La.
McGowan, Cyrus	2006, 07	Meridian, Miss.
McGuire, J.C.	1924	
McKellar, Philip	1987	North Little Rock, Ark.
McKenzie, Robert	1968, 69, 70	White Hall, Ark.
Medlock, Rickey	1973, 74, 75	Cave City, Ark.
Merritt, Reggie	1993, 94, 95, 96	Little Rock, Ark.
Miller, Oliver	1989, 90, 91, 92	Ft. Worth, Texas
Miller, D. L.	1950, 51	Van Buren, Ark.
Mills, William	1985, 86	Perkins, Ga.
Mitchell, A.E.	1930	
Modica, Jonathon	2003, 04, 05, 06	Smackover, Ark.
Moncrief, Sidney	1976, 77, 78, 79	Little Rock, Ark.
Monk, Marcus	2005	Lepanto, Ark.
Moody, Taft	1933, 34	
Mooney, Fred	1970, 71	Jonesboro, Ark.
Moore, Brandon	2009	New Orleans, La.
Moore, Stephan	1985, 86, 87, 88	Cushing, Okla.
Morris, Isaiiah	1991, 92	Richmond, Va.
Morrison, Alan	1960, 61	Texarkana, Ark.
Mukubu, Wen	2003, 04	Miami, Fla.
Munsey, Sammy	2006	Little Rock, Ark.
Murphy, Tom	1931, 32, 33	Batesville, Ark.
Murphy, Vernon	1971, 72	Texarkana, Texas
Murry, Ernie	1990, 91	Wabbeska, Ark.



Vernon Murphy

N

Nash, Eugene	1979, 80, 81, 82	Tyrone, Ark.
Newby, Jack	1934	Little Rock, Ark.
Nichols, Deno	1944	
Norton, Ricky	1981, 82, 83, 84	Okolona, Ark.
Nutt, Houston	1977	Little Rock, Ark.

O

Oliver, Tom	1930	Jacksonville, Ark.
-------------	------	--------------------

P


Pargo, Jannero	2001, 02	Chicago, Ill.
Parker, Curtis	1924, 26	Winthrop, Ark.



Pauley, Dan	1974	Kansas City, Mo.
Peterson, Keith	1979, 80, 81, 82	Little Rock, Ark.
Pharis, Billy	2004	Van Buren, Ark.
Pickell, Elbert	1924, 25, 26	
Pickell, Tom	1927, 28, 29	
Pickren, Jim	1929, 30, 31	Salem, Ark.
Pilgrim, Lawson	1977	Conway, Ark.
Pitts, R.C.	1940, 41, 42	Oxford, Miss.
Poerschke, Eric	1984, 85, 86, 87	Houston, Texas
Poole, H.L.Ike	1934, 35, 36	McGehee, Ark.
Prewitt, Roy	1928, 29, 30	Grady, Ark.
Price, Norman	1949, 50, 51	Mansfield, Ark.
Price, Steve	1973, 74, 75	Delray Beach, Fla.

R

Rankin, Tommy	1958, 59, 60	Jonesboro, Ark.
Rankin, Roxie	1944, 47	Fayetteville, Ark.
Ratliff, Mike	1984, 85, 86, 87	Brooklyn, N.Y.
Ray, Herman	1935	Little Rock, Ark.
Reed, U.S.	1978, 79, 80, 81	Pine Bluff, Ark.
Rehl, Kevin	1985, 86	Verma-Alma, Okla.
Reid, Kareem	1996, 97, 98, 99	Bronx, N.Y.
Renfro, Elza	1924	Fayetteville, Ark.
Rhoden, Clyde	1959, 60, 61	Hot Springs, Ark.
Richie, Ocie	1945	
Rimac, Davor	1992, 93, 94, 95	Zagreb, Croatia
Rittman, Richard	1957, 58	Stuttgart, Ark.
Robbins, Jack	1936, 37, 38	Little Rock, Ark.
Robbins, Nobel	1941	
Robertson, Alvin	1982, 83, 84	Barberton, Ohio
Robinson, Darnell	1994, 95, 96	Oakland, Calif.
Rogers, Jerry	1961, 62	North Little Rock, Ark.
Rose, Glen	1926, 27, 28	North Little Rock, Ark.
Rose, Scott	1983, 84, 85, 86	Memphis, Tenn.
Rousseau, Steve	1964, 65, 66	Dewitt, Ark.
Rowland, Tommy	1965, 66, 67	Little Rock, Ark.
Rucker, Paul	1934, 35	Bauxite, Ark.
Ruckman, Charles	1925, 26	



Floyd Sagely

S

Sagely, Floyd	1952, 53, 54	Van Buren, Ark.
Sailer, Bill	1952, 53	Branson, Mo.
Sanchez, Michael	2009	Springdale, Ark.
Satchell, Larry	2000, 01, 02, 03	Waco, Texas
Saulsberry, Daryll	1975, 76	Albuquerque, N.M.
Schall, Steve	1976, 77, 78, 79	Raytown, Mo.
Schoonover, Wear	1928, 29, 30	Pocahontas, Ark.
Schulte, Jack	1974, 75, 76	Ellisville, Mo.
Schumchyk, Frank	1944, 45, 46	Long Island, N.Y.
Schumchyk, Mike	1944, 45, 46	Long Island, N.Y.
Scott, Darryl	1985, 86	Wynne, Ark.
Scott, David	1979	South Bend, Ind.
Scott, Tim	1987, 88	Little Rock, Ark.
Scroggins, Carroll	1953, 54, 55	Center Ridge, Ark.
Searles, John	1971	Pine Bluff, Ark.
Self, David	1966, 67, 68	El Dorado, Ark.
Self, Jewell	1959	Little Rock, Ark.
Sexton, Doc	1931, 32, 33	
Shaw, Raymond	1952, 53, 54	Lafayette, La.
Shepherd, Robert	1992, 93	Chicago, Ill.
Sims, Keith	1944	
Skulman, Greg	1980, 81, 82	Ozark, Ark.
Smith, Buddy	1954, 55, 56	DeQueen, Ark.
Smith, Glenn	1939	
Smith, Norman	1954, 55, 56	Bucyrus, Ohio
Smith, Sammie	1950, 51, 52	Little Rock, Ark.
Sneed, Brice	1959	Green Forest, Ark.
Snively, John	1982, 83	Pawhuska, Okla.
Southerland, Billy	1940	Pendleton, Texas
Spears, Roger	1972, 73, 74	Tulsa, Okla.
Steele, Harold	1925, 26, 27	
Stephens, Gary	1967, 68, 69	North Little Rock, Ark.
Stewart, Dwight	1993, 94, 95	Memphis, Tenn.
Stolzer, Lawrence	1957, 58	Little Rock, Ark.
Stroud, Steve	1976, 77	Batesville, Ark.
Sugg, Ricky	1964, 65, 66	Berryville, Ark.
Sullinger, J.J.	2002	Columbus, Ohio
Sullivan, Rashard	2003, 04, 05	Ft. Lauderdale, Fla.
Sutton, Leroy	1980, 82, 83, 84	South Bend, Ind.

T

Talkington, John	1964, 65, 67	Midwest City, Okla.
Tanneberger, Ricky	1968, 69, 70	Little Rock, Ark.
Tatum, Charles	2000, 01, 02, 04	Midland, Texas
Terry, Charles	1975, 76	Emporia, Kan.
Terry, Martin	1972, 73	Emporia, Kan.
Thomas, Charles	2005, 06, 07, 08	Jackson, Miss.
Thompson, Ali	1996, 97, 98	Jonesboro, Ark.
Thompson, Harry	1957, 58, 59	Mount Pleasant, Ark.
Thurman, Scotty	1993, 94, 95	Ruston, La.
Tolson, Dean	1972, 73, 74	Kansas City, Mo.
Townes, Darian	2005, 06, 07, 08	Alexandria, Va.
Towns, Marlon	1996	Memphis, Tenn.
Trapp, Charles	1930	Little Rock, Ark.
Trumbo, Donald	1956	Fayetteville, Ark.
Trumbo, Trey	1976, 77	Fayetteville, Ark.
Tuck, Henry	1937	

V

Vint, Bobby	1968, 70, 71	North Little Rock, Ark.
Vogel, Warren	1963, 64	Marion, Kan.

W

Walker, Chris	1997, 98, 99, 2000	Pine Bluff, Ark.
Walker, Darrell	1981, 82, 83	Chicago, Ill.
Walker, J.W.	1952	Russellville, Ark.
Wallace, Roosevelt	1991, 92	Cleveland, Ohio
Wallace, Tarik	1997, 98	Richmond, Va.
Waller, P.T. "Duddy"	1951	Emerson, Ark.
Washington, Michael	2007, 08, 09	McGehee, Ark.
Watts, Donnie	1969, 71	Hot Springs, Ark.
Weems, Sonny	2007, 08	West Memphis, Ark.
Welsh, Stefan	2007, 08, 09	Newport News, Va.
West, James	1950, 51	Van Buren, Ark.
Wheeler, Paul	1944, 45, 46	
Whitby, Cannon	1987, 88, 89, 90	Obion County, Tenn.
White, Dennis	1972, 73, 74	Independence, Mo.
Whitley, Manuel	1950, 53	Bismarck, Ark.
Whitney, Guy	1996, 97, 98	Bentonville, Ark.
Williams, Alvin	1946, 47, 48	
Williams, Landis	1995, 96, 97, 98	Tulsa, Okla.
Williams, Robert	1949, 50, 51	Billings, Mo.
Williamson, Corliss	1993, 94, 95	Russellville, Ark.
Wilson, Jessie	1942, 43	
Wilson, Jim	1962, 63	Cherry Valley, Ark.
Wilson, Lee	1994, 95, 96, 97	Waco, Texas
Wilson, Keith	1987, 88, 89	Fort Smith, Ark.
Windle, James	1959	Miami, Okla.
Wofford, Larry	1961, 62, 63	Fort Smith, Ark.
Wynne, Clayton	1941, 42, 43	Hulbert, Ark.



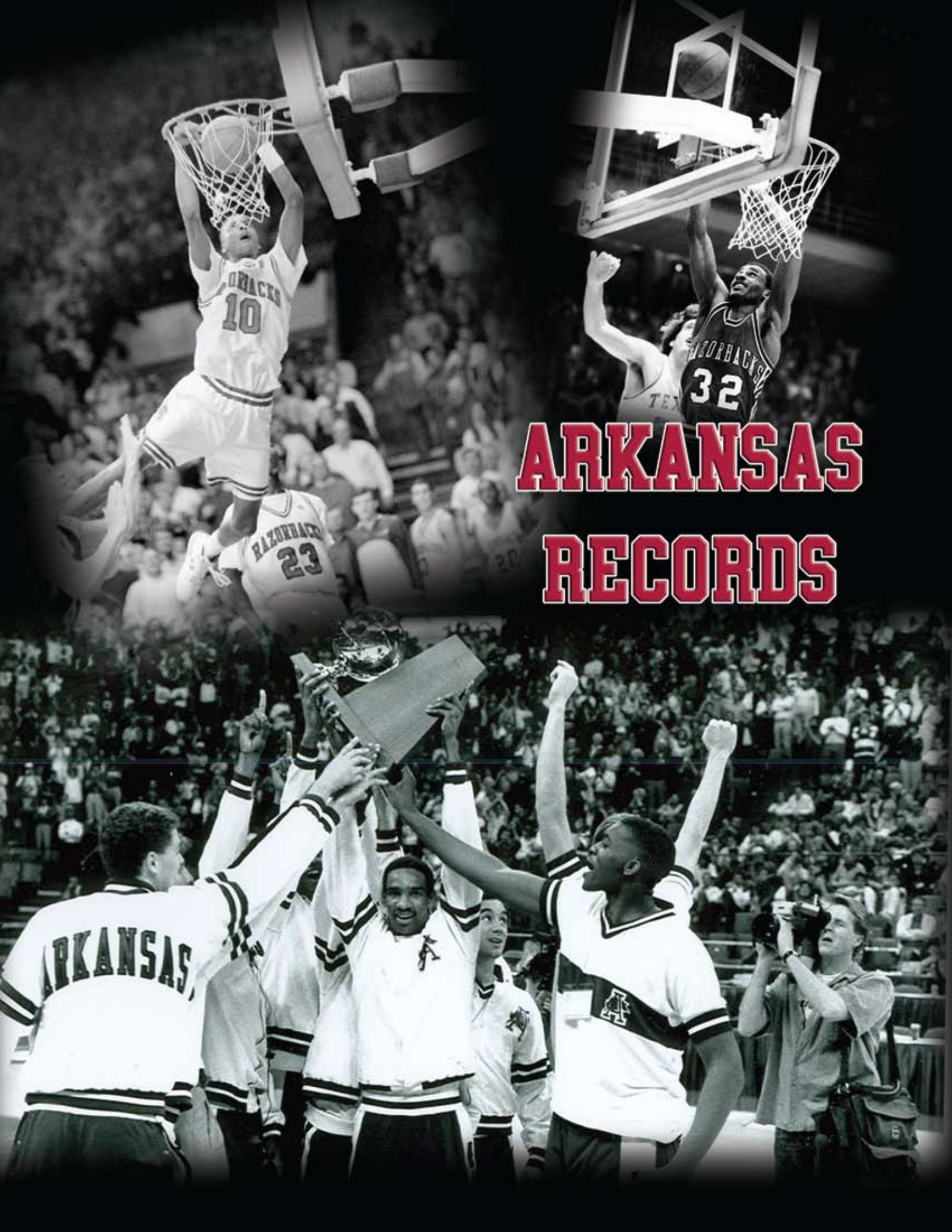
Stefan Welsh

Y

Young, Mike	1978, 79, 80, 81	Wolflake, Ind.
Young, Ott	1942	

Z

Zahn, Alan	1977, 78, 79, 80	Albuquerque, N.M.
------------	------------------	-------------------



ARKANSAS RECORDS



1,000-Point Scorers



1

TODD DAY
2,395 Points
1989-92

Seasons	G	FGM-FGA	Pct.	3FGM-3FGA	Pct.	FTM-FTA	Pct.	Reb.	Avg.	Pts.	Avg.
1988-89	32	148-328	.451	31-90	.344	98-137	.715	129	4.0	425	13.3
1989-90	35	237-483	.491	71-176	.403	139-183	.760	188	5.4	684	19.5
1990-91	38	277-586	.473	67-189	.354	165-221	.747	201	5.3	786	20.7
1991-92	22	173-347	.499	57-133	.429	97-127	.764	155	7.0	500	22.7
Totals	127	835-1744	.479	226-588	.384	499-668	.747	673	5.3	2395	18.9



2

SIDNEY MONCRIEF
2,066 Points
1976-79

Seasons	G	FGM-FGA	Pct.	3FGM-3FGA	Pct.	FTM-FTA	Pct.	Reb.	Avg.	Pts.	Avg.
1975-76	28	149-224	.665	—	—	56-77	.727	213	7.6	354	12.6
1976-77	28	157-242	.649	—	—	117-171	.684	235	8.4	431	15.4
1977-78	36	209-354	.590	—	—	203-256	.793	278	7.7	621	17.3
1978-79	30	224-400	.560	—	—	212-248	.855	289	9.6	660	22.0
Totals	122	739-1220	.616	—	—	588-752	.765	1015	8.3	2066	16.9



3

LEE MAYBERRY
1,940 Points
1989-92

Seasons	G	FGM-FGA	Pct.	3FGM-3FGA	Pct.	FTM-FTA	Pct.	Reb.	Avg.	Pts.	Avg.
1988-89	32	157-314	.500	33-74	.446	67-91	.736	102	3.2	414	12.9
1989-90	35	193-381	.507	65-129	.504	57-72	.792	100	2.6	508	14.5
1990-91	38	192-397	.484	57-149	.383	59-93	.634	129	3.4	500	13.2
1991-92	34	181-368	.492	63-162	.389	93-125	.744	78	2.3	518	15.2
Totals	139	723-1460	.495	218-514	.424	276-381	.724	409	2.9	1940	14.0



4

SCOTT HASTINGS
1,779 Points
1979-82

Seasons	G	FGM-FGA	Pct.	3FGM-3FGA	Pct.	FTM-FTA	Pct.	Reb.	Avg.	Pts.	Avg.
1978-79	30	97-191	.508	—	—	54-74	.730	138	4.6	248	8.3
1979-80	29	172-322	.534	—	—	125-160	.781	194	6.7	469	16.2
1980-81	32	192-341	.563	—	—	139-189	.735	173	5.4	523	16.3
1981-82	29	204-369	.553	—	—	131-177	.740	194	6.7	539	18.6
Totals	120	665-1223	.544	—	—	449-600	.748	699	5.8	1779	14.8



5

PAT BRADLEY
1,765 Points
1996-99

Seasons	G	FGM-FGA	Pct.	3FGM-3FGA	Pct.	FTM-FTA	Pct.	Reb.	Avg.	Pts.	Avg.
1995-96	33	107-256	.418	82-198	.414	39-51	.765	67	2.0	335	10.2
1996-97	32	150-339	.442	98-230	.426	63-69	.913	72	2.3	461	14.4
1997-98	33	161-421	.382	98-242	.384	74-82	.902	88	2.7	489	14.8
1998-99	34	158-396	.399	93-245	.380	71-86	.826	86	2.5	480	14.1
Totals	132	576-1412	.408	366-915	.400	247-288	.858	313	2.4	1765	13.4



6

JOE KLEINE
1,753 Points
1983-85

Seasons	G	FGM-FGA	Pct.	3FGM-3FGA	Pct.	FTM-FTA	Pct.	Reb.	Avg.	Pts.	Avg.
1982-83	30	165-307	.538	—	—	69-109	.633	219	7.3	399	13.3
1983-84	32	209-351	.595	—	—	163-211	.773	293	9.2	581	18.2
1984-85	35	294-484	.607	—	—	185-257	.720	294	8.4	773	22.1
Totals	97	668-1142	.585	—	—	417-577	.723	806	8.3	1753	18.1



7

MARVIN DELPH
1,742 Points
1975-78

Seasons	G	FGM-FGA	Pct.	3FGM-3FGA	Pct.	FTM-FTA	Pct.	Reb.	Avg.	Pts.	Avg.
1974-75	26	68-135	.504	—	—	26-32	.813	66	2.5	162	6.2
1975-76	27	196-393	.499	—	—	48-58	.828	190	7.0	440	16.3
1976-77	28	245-460	.533	—	—	62-84	.738	154	5.5	552	19.7
1977-78	35	253-452	.560	—	—	82-94	.872	199	5.7	588	16.8
Totals	116	762-1440	.529	—	—	218-268	.813	609	5.3	1742	15.0



8

CORLISS WILLIAMSON
1,728 Points
1993-95

Seasons	G	FGM-FGA	Pct.	3FGM-3FGA	Pct.	FTM-FTA	Pct.	Reb.	Avg.	Pts.	Avg.
1992-93	18	101-176	.574	0-0	.000	61-98	.622	92	5.1	263	14.6
1993-94	34	273-436	.626	0-0	.000	149-213	.700	262	7.7	695	20.4
1994-95	39	283-515	.550	1-6	.167	203-304	.668	293	7.5	770	19.7
Totals	91	657-1127	.583	1-6	.167	413-615	.672	647	7.1	1728	19.0



9

OLIVER MILLER
1,674 Points
1989-92


Seasons	G	FGM-FGA	Pct.	3FGM-3FGA	Pct.	FTM-FTA	Pct.	Reb.	Avg.	Pts.	Avg.
1988-89	30	88-161	.547	4-12	.333	50-78	.641	112	3.7	230	7.7
1989-90	35	152-238	.639	0-4	.000	86-132	.652	219	6.3	390	11.1
1990-91	38	254-361	.704	1-3	.333	87-135	.644	294	7.7	596	15.7
1991-92	34	186-309	.602	0-11	.000	86-133	.647	261	7.7	458	13.5
Totals	137	680-1069	.636	5-30	.167	309-478	.645	886	6.5	1674	12.2



10

SCOTTY THURMAN
1,650 Points
1993-95

Seasons	G	FGM-FGA	Pct.	3FGM-3FGA	Pct.	FTM-FTA	Pct.	Reb.	Avg.	Pts.	Avg.
1992-93	31	204-439	.465	80-181	.442	52-65	.800	136	4.4	540	17.4
1993-94	34	201-429	.469	85-198	.429	52-71	.732	153	4.5	539	15.9
1994-95	37	206-450	.458	102-239	.427	57-73	.781	145	3.9	571	15.4
Totals	102	611-1318	.464	267-618	.432	161-209	.770	434	4.3	1650	16.2



11

GEORGE KOK
1,644 Points
1945-48

Seasons	G	FGM-FGA	Pct.	3FGM-3FGA	Pct.	FTM-FTA	Pct.	Reb.	Avg.	Pts.	Avg.
1944-45	24	192	NA	—	—	65-95	.684	na	na	449	18.7
1945-46	23	154	NA	—	—	80-107	.748	na	na	388	16.8
1946-47	24	136	NA	—	—	66-97	.680	na	na	338	14.1
1947-48	23	191	NA	—	—	87-128	.680	na	na	469	20.4
Totals	94	673	NA	—	—	298-427	.698	na	na	1644	17.5



12

JONATHON MODICA
1,589 Points
2003-06

Seasons	G/GS	FGM-FGA	Pct.	3FGM-3FGA	Pct.	FTM-FTA	Pct.	Reb.	Avg.	Pts.	Avg.
2002-03	28/19	117-252	.464	31-86	.360	58-88	.659	125	4.5	323	11.5
2003-04	28/23	157-340	.462	37-114	.325	111-142	.782	125	4.5	462	16.5
2004-05	30/12	103-198	.520	30-70	.429	53-91	.582	85	2.8	289	9.6
2005-06	32/32	178-376	.473	55-157	.350	104-142	.732	128	4.0	515	16.1
Totals	118/86	555-1166	.476	153-427	.358	326-463	.704	463	3.9	1589	13.5



13

RON HUERY
1,550 Points
1987-91

Seasons	G	FGM-FGA	Pct.	3FGM-3FGA	Pct.	FTM-FTA	Pct.	Reb.	Avg.	Pts.	Avg.
1986-87	33	129-291	.443	22-61	.361	106-137	.774	117	3.5	386	11.7
1987-88	30	147-324	.454	27-69	.391	82-113	.726	121	4.0	403	13.4
1989-90	33	119-257	.463	17-52	.327	74-94	.787	98	3.0	329	10.0
1990-91	38	139-284	.489	28-73	.384	126-150	.840	124	3.3	432	11.4
Totals	134	534-1156	.462	94-255	.369	388-494	.785	460	3.4	1550	11.6



14

KAREEM REID
1,475 Points
1996-99

Seasons	G	FGM-FGA	Pct.	3FGM-3FGA	Pct.	FTM-FTA	Pct.	Reb.	Avg.	Ast.	Pts.	Avg.
1995-96	33	141-357	.395	28-108	.259	116-169	.686	101	3.1	219	426	12.9
1996-97	32	112-271	.413	17-73	.233	74-106	.698	86	2.7	182	315	9.8
1997-98	32	127-295	.431	39-113	.345	88-119	.738	68	2.1	166	381	11.9
1998-99	34	117-293	.399	36-112	.321	83-108	.769	86	2.5	181	353	10.4
Totals	131	497-1216	.409	120-406	.296	361-502	.719	427	2.6	748	1475	11.3



15

RON BREWER
1,440 Points
1976-78

Seasons	G	FGM-FGA	Pct.	3FGM-3FGA	Pct.	FTM-FTA	Pct.	Reb.	Avg.	Pts.	Avg.
1975-76	28	130-226	.575	—	—	74-99	.748	105	3.8	334	11.9
1976-77	27	199-326	.610	—	—	61-97	.629	85	3.1	459	17.0
1977-78	36	258-486	.531	—	—	131-157	.834	112	3.1	647	18.0
Totals	91	587-1038	.566	—	—	266-353	.754	302	3.3	1440	15.8



16

RONNIE BREWER
1,416 Points
2004-06

Seasons	G	FGM-FGA	Pct.	3FGM-3FGA	Pct.	FTM-FTA	Pct.	Reb.	Avg.	Ast.	Stl.	Pts.	Avg.
2003-04	28/28	125-260	.481	17-64	.266	74-129	.574	153	5.5	94	57	341	12.2
2004-05	30/29	171-360	.475	36-91	.396	108-165	.655	145	4.8	101	76	486	16.2
2005-06	32/31	197-447	.441	51-151	.338	144-192	.750	154	4.8	104	83	589	18.4
Totals	90/88	493-1067	.462	104-306	.340	326-486	.671	452	5.0	299	216	1416	15.7



17

MARTIN TERRY
1,368 Points
1972-73

Seasons	G	FGM-FGA	Pct.	3FGM-3FGA	Pct.	FTM-FTA	Pct.	Reb.	Avg.	Pts.	Avg.
1971-72	26	213-454	.464	—	—	207-261	.793	141	5.4	633	24.3
1972-73	26	264-508	.520	—	—	207-242	.855	95	3.7	735	28.3
Totals	52	477-962	.496	—	—	414-503	.823	236	4.5	1368	26.3



18

DARRELL WALKER
1,325 Points
1981-83

Seasons	G	FGM-FGA	Pct.	3FGM-3FGA	Pct.	FTM-FTA	Pct.	Reb.	Avg.	Pts.	Avg.
1980-81	31	137-269	.509	—	—	75-125	.600	139	4.5	349	11.3
1981-82	29	162-316	.513	—	—	106-161	.658	152	5.2	430	14.8
1982-83	30	197-374	.527	—	—	152-238	.639	172	5.7	546	18.2
Totals	90	496-959	.517	—	—	333-524	.635	463	5.1	1325	14.7



19

DARIAN TOWNES
1,318 Points
2005-08

Seasons	G/GS	FGM-FGA	Pct.	3FGM-3FGA	Pct.	FTM-FTA	Pct.	Reb.	Avg.	Blks	Pts.	Avg.
2004-05	30/14	122-235	.519	1-1	1.000	60-86	.698	137	4.6	48	305	10.2
2005-06	32/12	126-252	.500	0-0	.000	52-83	.627	164	5.1	52	304	9.5
2006-07	35/5	118-220	.536	1-1	1.000	47-84	.560	150	4.3	56	284	8.1
2007-08	35/8	168-279	.602	0-0	.000	89-142	.627	193	5.5	38	425	12.1
TOTAL	132/39	534-986	.542	2-2	1.000	248-395	.628	644	4.9	194	1318	10.0



20

DEAN TOLSON
1,316 Points
1972-74

Seasons	G	FGM-FGA	Pct.	3FGM-3FGA	Pct.	FTM-FTA	Pct.	Reb.	Avg.	Pts.	Avg.
1971-72	26	164-340	.482	—	—	76-155	.490	257	9.9	404	15.5
1972-73	25	183-356	.514	—	—	74-142	.521	310	12.4	440	17.6
1973-74	21	204-373	.547	—	—	64-115	.557	278	13.2	472	22.5
Totals	72	551-1069	.515	—	—	214-412	.585	845	11.7	1316	17.0



21

U.S. REED
1,260 Points
1978-81

Seasons	G	FGM-FGA	Pct.	3FGM-3FGA	Pct.	FTM-FTA	Pct.	Reb.	Avg.	Pts.	Avg.
1977-78	31	27-48	.563	—	—	31-45	.689	37	1.2	85	2.7
1978-79	30	128-238	.538	—	—	97-141	.688	95	3.2	353	11.8
1979-80	29	166-298	.557	—	—	74-93	.796	108	3.7	406	14.0
1980-81	32	155-302	.513	—	—	106-140	.757	131	4.1	416	13.0
Totals	122	427-886	.482	—	—	308-419	.735	371	3.0	1260	10.3



22

DEREK HOOD
1,247 Points
1996-99

Seasons	G	FGM-FGA	Pct.	3FGM-3FGA	Pct.	FTM-FTA	Pct.	Reb.	Avg.	Pts.	Avg.
1995-96	33	105-222	.473	0-0	.000	36-82	.439	200	6.1	246	7.5
1996-97	32	130-269	.483	0-1	.000	50-79	.633	257	8.0	310	9.7
1997-98	32	119-237	.502	0-0	.000	32-60	.533	196	6.1	270	8.4
1998-99	34	173-306	.565	0-2	.000	75-110	.682	349	10.3	421	12.4
Totals	131	527-1034	.510	0-3	.000	193-331	.583	1002	7.6	1247	9.5



23

MARIO CREDIT
1,162 Points
1987-90

Seasons	G	FGM-FGA	Pct.	3FGM-3FGA	Pct.	FTM-FTA	Pct.	Reb.	Avg.	Pts.	Avg.
1986-87	32	77-126	.611	0-0	.000	39-60	.650	92	2.9	193	6.0
1987-88	30	107-183	.585	0-0	.000	79-118	.669	141	4.7	293	9.8
1988-89	32	149-246	.606	0-0	.000	68-117	.581	146	4.6	366	11.4
1989-90	33	106-185	.573	0-0	.000	98-126	.778	129	3.9	310	9.4
Totals	127	439-740	.593	0-0	.000	284-421	.675	508	4.0	1162	9.1



24

CHARLES THOMAS
1,149 Points
2005-08

Seasons	G/GS	FGM-FGA	Pct.	3FGM-3FGA	Pct.	FTM-FTA	Pct.	Reb.	Avg.	Pts.	Avg.
2005	29/18	52-126	.413	3-13	.231	53-69	.768	78	2.7	160	5.5
2006	32/21	103-198	.520	6-12	.500	99-137	.723	160	5.0	311	9.7
2007	34/29	120-270	.444	7-39	.179	117-151	.775	195	5.7	364	10.7
2008	34/17	113-216	.523	5-13	.385	83-114	.728	152	4.5	314	9.2
TOTAL	129/85	388-810	.479	21-77	.273	352-471	.747	585	4.5	1149	8.9



25

BRANDON DEAN
1,130 Points
1999-02


Seasons	G	FGM-FGA	Pct.	3FGM-3FGA	Pct.	FTM-FTA	Pct.	Reb.	Avg.	Pts.	Avg.
1998-99	33	92-202	.455	30-82	.366	17-33	.515	75	2.3	231	7.0
1999-00	34	112-254	.441	33-109	.303	33-53	.623	69	2.0	290	8.5
2000-01	31	91-211	.431	38-105	.362	34-55	.618	67	2.2	254	8.2
2001-02	29	132-273	.484	48-135	.356	43-59	.729	83	3.0	355	12.2
Totals	127	427-940	.454	149-431	.346	127-200	.635	294	2.3	1130	8.3



26

ALVIN ROBERTSON
1,097 Points
1982-84

Seasons	G	FGM-FGA	Pct.	3FGM-3FGA	Pct.	FTM-FTA	Pct.	Reb.	Avg.	Pts.	Avg.
1981-82	28	84-159	.528	—	—	35-58	.603	62	2.2	203	7.3
1982-83	28	161-294	.548	—	—	76-115	.661	137	4.9	398	14.2
1983-84	32	187-375	.499	—	—	122-182	.670	175	5.5	496	15.5
Totals	88	432-828	.522	—	—	233-355	.656	374	4.3	1097	12.4



27

JAMES ELDRIDGE
1,090 Points
1968-70

Seasons	G	FGM-FGA	Pct.	3FGM-3FGA	Pct.	FTM-FTA	Pct.	Reb.	Avg.	Pts.	Avg.
1967-68	24	155-305	.508	—	—	88-128	.688	173	7.2	398	16.6
1968-69	24	141-308	.458	—	—	46-73	.630	170	7.1	328	13.7
1969-70	24	149-339	.440	—	—	58-81	.716	174	7.3	364	15.2
Totals	72	445-952	.467	—	—	192-282	.681	517	7.2	1090	15.1



28

TOMMY BOYER
1,067 Points
1961-63

Seasons	G	FGM-FGA	Pct.	3FGM-3FGA	Pct.	FTM-FTA	Pct.	Reb.	Avg.	Pts.	Avg.
1960-61	23	99-229	.432	—	—	43-58	.741	105	4.6	241	10.5
1961-62	23	131-308	.425	—	—	125-134	.933	111	4.8	387	16.8
1962-63	24	146-326	.448	—	—	147-161	.913	76	3.2	439	18.3
Totals	70	376-863	.436	—	—	315-353	.892	292	4.2	1067	15.2



29

ERIC FERGUSON
1,047 Points
2003-06

Seasons	G/GS	FGM-FGA	Pct.	3FGM-3FGA	Pct.	FTM-FTA	Pct.	Reb.	Avg.	Ast.	Pts.	Avg.
2002-03	28/26	104-296	.351	46-150	.307	51-85	.600	86	3.1	91	305	10.9
2003-04	28/20	75-202	.371	29-85	.341	48-56	.857	73	2.6	78	227	8.1
2004-05	30/17	98-245	.400	44-119	.370	23-38	.605	80	2.7	128	263	8.8
2005-06	31/9	92-228	.404	41-126	.325	27-45	.600	74	2.4	82	252	8.1
Totals	117/72	369-971	.380	160-480	.333	149-224	.665	313	2.7	379	1047	8.9



30

JERRY CARLTON
1,042 Points
1960-62

Seasons	G	FGM-FGA	Pct.	3FGM-3FGA	Pct.	FTM-FTA	Pct.	Reb.	Avg.	Pts.	Avg.
1959-60	24	100-231	.433	—	—	59-80	.738	105	4.4	259	10.8
1960-61	23	122-281	.434	—	—	101-117	.863	96	4.2	345	15.0
1961-62	24	149-355	.419	—	—	140-159	.880	119	5.0	438	18.2
Totals	71	371-867	.428	—	—	300-356	.843	320	4.5	1042	14.7



31

CLINT McDANIEL
1,007 Points
1992-95


Seasons	G	FGM-FGA	Pct.	3FGM-3FGA	Pct.	FTM-FTA	Pct.	Reb.	Avg.	Pts.	Avg.
1991-92	27	33-97	.340	11-35	.314	29-39	.744	29	1.1	106	3.9
1992-93	30	76-177	.429	21-73	.288	52-77	.675	58	1.9	225	7.5
1993-94	31	81-199	.407	38-108	.352	52-69	.754	87	2.8	252	8.1
1994-95	37	139-302	.460	55-139	.396	91-119	.765	113	3.1	424	11.5
Totals	125	329-775	.425	125-355	.352	224-304	.737	287	2.3	1007	8.1



32

ROBERT McKENZIE
1,006 Points
1968-70

Seasons	G	FGM-FGA	Pct.	3FGM-3FGA	Pct.	FTM-FTA	Pct.	Reb.	Avg.	Pts.	Avg.
1967-68	24	125-283	.442	—	—	109-132	.826	150	6.3	359	15.0
1968-69	21	108-242	.446	—	—	68-84	.810	104	5.0	284	13.5
1969-70	24	135-305	.443	—	—	95-145	.655	182	7.6	365	15.2
Totals	69	367-830	.442	—	—	272-361	.753	436	6.3	1006	14.6



All-American Corliss Williamson, who helped Arkansas win the 1994 national championship and return to the NCAA title game in 1995, is eighth on the school's career list in scoring (1,728 points), eighth in field goals made (657), fifth in field goal percentage (.583), sixth in free throws made (413), ninth in rebounding (647) and ninth in blocked shots.



SCORING

Scoring

SCORING

Game	
1. 47	Martin Terry vs. SMU, 1973
2. 46	Martin Terry vs. Texas A&M, 1972
3. 45	Daeon Tolson vs. Texas A&M, 1974
4. 43	Todd Day vs. LSU, 1992
43	Martin Terry vs. Memphis, 1973

Season	
1. 786	Todd Day, 1991
2. 773	Joe Kleine, 1985
3. 770	Corliss Williamson, 1995
4. 735	Martin Terry, 1973
5. 695	Corliss Williamson, 1994
6. 684	Todd Day, 1990
7. 660	Sidney Moncrief, 1979
8. 647	Ron Brewer, 1978
9. 633	Martin Terry, 1972
10. 621	Sidney Moncrief, 1978

Career	
1. 2,395	Todd Day, 1989-92
2. 2,066	Sidney Moncrief, 1976-79
3. 1,940	Lee Mayberry, 1989-92
4. 1,779	Scott Hastings, 1979-82
5. 1,765	Pat Bradley, 1996-99
6. 1,753	Joe Kleine, 1983-85
7. 1,742	Marvin Delph, 1975-78
8. 1,728	Corliss Williamson, 1993-95
9. 1,674	Oliver Miller, 1989-92
10. 1,650	Scotty Thurman, 1993-95

SEASON SCORING LEADERS

Year	Player	G	Pts.	Avg.
2008-09	Michael Washington	30	464	15.5
2007-08	Sonny Weems	34	509	15.0
2006-07	Patrick Beverley	35	485	13.9
2005-06	Ronnie Brewer	32	589	18.4
2004-05	Ronnie Brewer	30	486	16.2
2003-04	Jonathon Modica	28	462	16.5
2002-03	Jonathon Modica	28	323	11.5
2001-02	Jannero Pargo	29	482	16.6
2000-01	Joe Johnson	30	427	14.2
1999-00	Joe Johnson	23	368	16.0
1998-99	Pat Bradley	34	480	14.1
1997-98	Pat Bradley	33	489	14.8
1996-97	Pat Bradley	32	461	14.4
1995-96	Kareem Reid	33	426	12.9
1994-95	Corliss Williamson	39	770	19.7
1993-94	Corliss Williamson	34	695	20.4
1992-93	Scotty Thurman	31	540	17.4
1991-92	Lee Mayberry	34	500	15.2
1990-91	Todd Day	38	786	20.7
1989-90	Todd Day	35	684	19.5
1988-89	Lenzie Howell	32	466	14.6
1987-88	Ron Huery	30	403	13.4
1986-87	Tim Scott	33	393	11.9
1985-86	Mike Ratliff	28	368	13.1
1984-85	Joe Kleine	35	773	22.1
1983-84	Joe Kleine	32	581	18.2
1982-83	Darrell Walker	30	546	18.2
1981-82	Scott Hastings	29	539	18.6
1980-81	Scott Hastings	32	523	16.3
1979-80	Scott Hastings	29	469	16.2
1978-79	Sidney Moncrief	30	660	22.0
1977-78	Ron Brewer	36	647	18.0

SEC Game	
1. 43	Todd Day vs. LSU, 1992
2. 39	Todd Day vs. Alabama, 1992
3. 37	Jonathon Modica vs. South Carolina, 2/4/06
4. 35	Jannero Pargo at Miss. St., 2/27/02
35	Jannero Pargo vs. Florida, 1/26/02
35	Lee Mayberry vs. LSU, 1992
35	Todd Day vs. Auburn, 1992

SEC Season	
1. 368	Todd Day, 1992
2. 348	Corliss Williamson, 1995
3. 333	Corliss Williamson, 1994
4. 301	Ronnie Brewer, 2006
5. 276	Sonny Weems, 2008
6. 275	Scotty Thurman, 1994

SEC Career	
1. 866	Corliss Williamson, 1993-95
2. 855	Jonathon Modica, 2003-06
3. 834	Pat Bradley, 1996-99
4. 819	Scotty Thurman, 1993-95
5. 753	Ronnie Brewer, 2004-06

SEASON SCORING AVERAGE

Season	
1. 28.3	Martin Terry, 1973 (735 Pts., 26 games)
2. 24.3	Martin Terry, 1972 (633 Pts., 26 games)
3. 22.5	Dean Tolson, 1974 (472 Pts., 26 games)

4. 22.1	Joe Kleine, 1985 (773 Pts., 35 games)
5. 22.0	Sidney Moncrief, 1979 (660 Pts., 30 games)


Career	
1. 26.3	Martin Terry, 1972-73 (1,368 Pts., 52 games)
2. 19.7	Corliss Williamson, 1993-95 (1,728 Pts., 91 games)
3. 18.9	Todd Day, 1989-92 (2,395 Pts., 127 games)
4. 18.3	Dean Tolson, 1972-74 (1,316 Pts., 72 games)
5. 18.1	Joe Kleine, 1983-85 (1,753 Pts., 97 games)

SEC Season	
1. 23.0	Todd Day, 1992
2. 21.8	Corliss Williamson, 1995
3. 20.8	Corliss Williamson, 1994
4. 18.8	Ronnie Brewer, 2006
5. 17.8	Jonathon Modica, 2006


SEC Career	
1. 23.0	Todd Day, 1992
2. 19.7	Corliss Williamson, 1993-95
3. 17.1	Scotty Thurman, 1993-95
4. 16.3	Lee Mayberry, 1992
5. 15.7	Ronnie Brewer, 2004-06
6. 15.3	Jannero Pargo, 2001-02
7. 14.5	Joe Johnson, 2000-01
8. 14.1	Sonny Weems, 2007-08
9. 13.4	Jonathon Modica, 2003-06
10. 13.3	Patrick Beverley, 2007-08

Career Scoring Leaders


Todd Day
2,395, 1989-92



Sidney Moncrief
2,066, 1976-79



Lee Mayberry
1,940, 1989-92



Arkansas' All-Time Individual 30-Point Efforts

Most Recent: 1/3/09 (Michael Washington 34 vs. North Texas)

Most in Same Season: 10 by Martin Terry, 1973

Most in Career: 18 by Martin Terry, 1972-73

Last with Five or More in Same Season: Jannero Pargo, 2002 (five)

Most Recent Consecutive 30-Point Games: Jannero Pargo, 35

vs. Florida (1/26/02); 33 at Alabama (1/30/02)

Last Game with Multiple Players Scoring 30 Points:

2/8/89 vs. Texas (Keith Wilson, 31 points, Mario Credit, 30 points, W 105-82)

Player	Points	Opponent	Year
Martin Terry	47	SMU	2/24/73
Martin Terry	46	Texas A&M	1/22/72
Dean Tolson	45	Texas A&M	3/2/74
Todd Day	43	LSU	1/11/92
Martin Terry	43	Memphis	12/23/72
Joe Kleine	41	Iowa St.	12/27/84
Dean Tolson	41	Indiana St.	1/5/74
Ricky Sugg	41	Centenary	12/13/65
Martin Terry	40	Southern Illinois	12/11/71
Al Dillard	39	Delaware St.	12/11/93
Todd Day	39	Alabama	3/14/92
Sidney Moncrief	39	Southern Mississippi	12/23/78
Vernon Murphy	39	Missouri-St. Louis	12/21/70
Jonathon Modica	37	South Carolina	2/4/06
Joe Kleine	37	TCU	2/9/85
Alvin Robertson	37	North Texas	12/17/83
Martin Terry	37	Southern Illinois	12/30/72
Joe Kleine	36	Texas Tech	3/10/85
Martin Terry	36	Missouri-St. Louis	1/6/73
Vernon Murphy	36	Baylor	3/2/71
Johnny Adams	36	TCU	2/21/41
Jannero Pargo	35	Mississippi St.	2/27/02
Jannero Pargo	35	Florida	1/26/02
Lee Mayberry	35	LSU	3/3/92
Todd Day	35	Auburn	1/4/92
Darrell Walker	35	Alabama St.	12/15/82
Martin Terry	35	Texas A&M	1/13/73
Martin Terry	35	TCU	2/20/73
Martin Terry	35	Tulane	12/9/72
Tommy Rowland	35	Centenary	12/12/66
Tommy Boyer	35	LSU	12/19/62
Michael Washington	34	North Texas	1/3/09
Scotty Thurman	34	Ole Miss	1/6/93
Scotty Thurman	34	Missouri	12/19/92
Todd Day	34	Texas	1/25/90
Mario Credit	34	Loyola-Marymount	3/16/89
Tim Scott	34	Kansas	12/6/86
Martin Terry	34	TCU	1/27/73
Martin Terry	34	Texas	2/22/72
Dean Tolson	34	Baylor	2/29/72
Jonathon Modica	33	Mississippi St.	2/14/04
Jannero Pargo	33	Alabama	1/30/02
Pat Bradley	33	South Carolina	2/18/98
Todd Day	33	Ala.-Birmingham	1/30/91
Joe Kleine	33	Texas-San Antonio	12/18/84
Sidney Moncrief	33	Rice	2/3/79
Dean Tolson	33	Texas	1972
Martin Terry	33	Rice	3/4/72
Martin Terry	33	Baylor	2/29/72
Vernon Murphy	33	Oklahoma	1/5/71
Robert McKenzie	33	Oklahoma City	1/25/68
Tommy Boyer	33	TCU	1962
George Kok	33	Rice	2/28/48
Jannero Pargo	32	Tennessee-Chattanooga	12/20/01
Pat Bradley	32	Western Carolina	12/7/98
Pat Bradley	32	North Texas	12/30/98
Scotty Thurman	32	Auburn	1/15/94
Lenzie Howell	32	Texas A&M	2/21/90
Joe Kleine	32	Texas	1/12/85
Joe Kleine	32	Texas Tech	1/16/85

Player	Points	Opponent	Year
Joe Kleine	32	Alabama St.	12/21/83
Joe Kleine	32	North Texas	12/17/83
Ted Thompson	32	Western Kentucky	12/3/73
Dean Tolson	32	TCU	2/12/72
Martin Terry	32	Texas A&M	2/15/72
Jerry Carlton	32	Rice	1962
George Kok	32	Sedalia AAB	1946
George Kok	32	Rice	1946
George Kok	32	Texas A&M	1945
Sonny Weems	31	Indiana	3/21/08
Todd Day	31	Jackson St.	12/21/91
Todd Day	31	Alabama	3/21/91
Lee Mayberry	31	U.S. International	12/9/89
Lenzie Howell	31	Texas A&M	3/11/89
Keith Wilson	31	Texas	2/8/89
Joe Kleine	31	Ohio St.	12/1/84
Martin Terry	31	Texas	2/13/73
Martin Terry	31	Rice	3/4/72
Tommy Rowland	31	Michigan	12/30/66
Tommy Boyer	31	Baylor	1963
Tommy Boyer	31	TCU	1963
Pete Butler	31	Texas	1955
George Kok	31	Pepperdine	1948
Johnny Adams	31	Warrensburg (Mo.)	1940
Michael Washington	30	Southeastern La.	11/14/08
Jannero Pargo	30	Memphis	1/2/02
Joe Johnson	30	Mississippi St.	1/22/00
Pat Bradley	30	Missouri	12/7/96
Corliss Williamson	30	Georgia	3/11/94
Todd Day	30	Florida St.	1/21/91
Todd Day	30	Houston	2/7/91
Mario Credit	30	Texas	2/8/89
Sidney Moncrief	30	Oklahoma	12/2/78
Steve Schall	30	North Texas	1/4/79
Marvin Delph	30	Texas	2/1/78
Marvin Delph	30	SMU	2/2/77
Rickey Medlock	30	SMU	2/16/74
Martin Terry	30	Missouri Western	12/4/72
Martin Terry	30	Rice	2/5/72
Dean Tolson	30	Rice	3/4/72
Donnie Watts	30	Rice	1971
Almer Lee	30	Texas A&M	1971
Tommy Boyer	30	Texas Tech	2/19/63
Manuel Whitley	30	Texas A&M	1956



Michael Washington recorded the first 30-point game of his career in last year's season-opener when he earned SEC Player of the Week honors following a 30-point, 14-rebound effort in the win over Southeastern Louisiana.



Field Goals

FIELD GOALS MADE

Game	
1. 20	Dean Tolson vs. Texas A&M, 1974
2. 17	Martin Terry vs. So. Illinois, 1972
3. 16	Todd Day vs. LSU, 1992
16	Dean Tolson vs. Indiana St., 1974
16	Martin Terry vs. SMU, 1973
16	Vernon Murphy vs. Missouri-St. Louis, 1971

Season	
1. 294	Joe Kleine, 1985
2. 283	Corliss Williamson, 1995
3. 277	Todd Day, 1991
4. 273	Corliss Williamson, 1994
5. 264	Martin Terry, 1973
6. 258	Ron Brewer, 1978
7. 254	Oliver Miller, 1991
8. 253	Marvin Delph, 1978
9. 245	Marvin Delph, 1977
10. 237	Todd Day, 1990
11. 224	Sidney Moncrief, 1979
12. 213	Martin Terry, 1972
13. 209	Joe Kleine, 1984
209	Sidney Moncrief, 1978
15. 206	Scotty Thurman, 1995
16. 204	Scotty Thurman, 1993
204	Scott Hastings, 1982
204	Dean Tolson, 1974
19. 201	Scotty Thurman, 1994
20. 199	Ron Brewer, 1977

Career	
1. 835	Todd Day, 1989-92
2. 762	Marvin Delph, 1975-78
3. 739	Sidney Moncrief, 1976-79
4. 723	Lee Mayberry, 1989-92
5. 680	Oliver Miller, 1989-92
6. 668	Joe Kleine, 1983-85
7. 665	Scott Hastings, 1979-82
8. 657	Corliss Williamson, 1993-95
9. 611	Scotty Thurman, 1993-95
10. 587	Ron Brewer, 1975-78
11. 576	Pat Bradley, 1996-99
12. 555	Jonathon Modica, 2003-06
13. 551	Dean Tolson, 1972-74
14. 534	Ron Huery, 1987-88, 90-91
534	Darian Townes, 2005-08
15. 527	Derek Hood, 1996-99

SEC Game	
1. 16	Todd Day vs. LSU, 1992
2. 14	Todd Day vs. Alabama, 1992
3. 12	Seven times (last by Jonathon Modica vs. Mississippi St., 2/14/04)

SEC Season	
1. 129	Corliss Williamson, 1994
2. 128	Todd Day, 1992
3. 119	Corliss Williamson, 1995
4. 103	Scotty Thurman, 1994
5. 102	Scotty Thurman, 1993
102	Sonny Weems, 2008

SEC Career	
1. 318	Corliss Williamson, 1993-95
2. 300	Scotty Thurman, 1993-95
3. 295	Jonathon Modica, 2003-06
4. 269	Pat Bradley, 1996-99
5. 262	Darian Townes, 2005-08
6. 251	Derek Hood, 1996-99

FIELD GOALS ATTEMPTED

Game	
1. 30	Dean Tolson vs. TCU, 1972
2. 29	Martin Terry vs. SMU, 1973
29	Terry Day vs. Oklahoma, 1957
4. 28	Pat Bradley vs. North Texas, 1999
28	Ronnie Garner vs. SMU, 1960
6. 27	Courtney Fortson at Vanderbilt (3/8/09)
27	Martin Terry vs. TCU, 1973

Season	
1. 586	Todd Day, 1991
2. 515	Corliss Williamson, 1995
3. 508	Martin Terry, 1973
4. 486	Ron Brewer, 1978
5. 484	Joe Kleine, 1985
6. 483	Todd Day, 1990
7. 460	Marvin Delph, 1977
8. 454	Martin Terry, 1972
9. 452	Marvin Delph, 1978
10. 450	Scotty Thurman, 1995

Career	
1. 1,744	Todd Day, 1989-92
2. 1,460	Lee Mayberry, 1989-92
3. 1,440	Marvin Delph, 1975-78
4. 1,412	Pat Bradley, 1996-99
5. 1,318	Scotty Thurman, 1993-95
6. 1,223	Scott Hastings, 1979-82
7. 1,220	Sidney Moncrief, 1976-79
8. 1,216	Kareem Reid, 1996-99
9. 1,166	Jonathon Modica, 2003-06
10. 1,156	Ron Huery, 1987-88, 90-91
11. 1,142	Joe Kleine, 1983-85
12. 1,127	Corliss Williamson, 1993-95
13. 1,069	Oliver Miller, 1989-92
14. 1,069	Dean Tolson, 1972-74
15. 1,067	Ronnie Brewer, 2004-06

SEC Game	
1. 27	Courtney Fortson at Vanderbilt (3/8/09)
2. 26	Todd Day vs. LSU, 1992
3. 25	Scotty Thurman vs. Ole Miss, 1993
4. 23	Scotty Thurman vs. Alabama, 1995
23	Todd Day vs. Vanderbilt, 1992
6. 22	Pat Bradley vs. Kentucky, 1998

SEC Season	
1. 257	Todd Day, 1992
2. 229	Sonny Weems, 2008
3. 226	Pat Bradley, 1998
4. 225	Ronnie Brewer, 2006
5. 223	Corliss Williamson, 1995
6. 221	Scotty Thurman, 1993

SEC Career	
1. 695	Pat Bradley, 1996-99
2. 666	Jonathon Modica, 2003-06
3. 645	Scotty Thurman, 1993-95
4. 573	Ronnie Brewer, 2003-06
5. 545	Kareem Reid, 1996-99

FIELD-GOAL PERCENTAGE

Game (Minimum 8 Attempts)	
1. 1.000	Lee Wilson vs. Montevallo (9-9), 1995
1.000	Isaiah Morris vs. Mississippi St. (8-8), 1992
1.000	Daryll Saulsberry vs. MacMurray (10-10), 1975

1.000	Steve Schall vs. Weber St. (9-9), 1979
1.000	Joe Kleine vs. St. Peter's (8-8), 1984


Season (Minimum 60 Attempts)	
1. *.704	Oliver Miller (254-361), 1991
2. .699	Leroy Sutton (79-113), 1983
3. .691	Charles Balentine (47-68), 1983
4. .687	Sidney Moncrief (90-131), 1976
5. .678	Steven Hill (59-87), 2008
6. .662	Leroy Sutton (100-151), 1984

Career (Minimum 700 Attempts)	
1. .636	Oliver Miller (680-1,069), 1989-92
2. .606	Sidney Moncrief (739-1,220), 1976-79
3. .593	Mario Credit (439-740), 1987-90
4. .585	Joe Kleine (668-1,142), 1983-85
5. .583	Corliss Williamson (657-1,127), 1993-95

SEC Game (Minimum 9 Attempts)	
1. .889	Corliss Williamson (8-9) vs. LSU, 1993
2. .846	Corliss Williamson (11-13) vs. LSU, 1994
3. .833	Corliss Williamson (10-12) vs. South Carolina, 1994
4. .818	Patrick Beverley (9-11) vs. Auburn, 3/8/08
.818	Derek Hood (9-11) vs. Auburn, 1999
.818	Oliver Miller (9-11) vs. Mississippi St., 1992

SEC Season (Minimum 90 Attempts)	
1. .652	Corliss Williamson (129-198), 1994
2. .625	Darian Townes (70-112), 2008
3. .594	Oliver Miller (82-138), 1992
4. .592	Dwight Stewart (58-98), 1993
5. .588	Corliss Williamson (70-119), 1993
6. .560	Sunday Adebayo (51-91), 1996

SEC Career (Minimum 200 Attempts)	
1. .585	Corliss Williamson (626-1,070), 1993-95
2. .569	Roger Crawford (124-218), 1993-94
3. .530	Lee Wilson (166-313), 1994-97
4. .528	Darian Townes (262-496), 2005-08
5. .517	Corey Beck (226-437), 1993-95
6. .513	Darrell Hawkins (123-240), 1992-93




Oliver Miller holds the school season (.704) and career records (.636) for field goal percentage.

Season Field-Goal Percentage Leaders


(Minimum 100 Attempts)

Season	Player	FGM	FGA	Pct.
2008-09	Michael Washington	178	323	.551
2007-08	Darian Townes	168	279	.602
2006-07	Steven Hill	93	145	.641
2005-06	Charles Thomas	103	198	.520
2004-05	Jonathon Modica	103	198	.520
2003-04	Ronnie Brewer	125	260	.481
2002-03	Dionisio Gomez	91	195	.467
2001-02	Dionisio Gomez	61	116	.526
2000-01	Alonzo Lane	88	171	.515
1999-00	Alonzo Lane	108	193	.560
1998-99	Derek Hood	173	306	#.565
1997-98	Landis Williams	84	139	.604
1996-97	Lee Wilson	84	157	.535
1995-96	Lee Wilson	86	162	.531
1994-95	Corliss Williamson	283	515	.550
1993-94	Corliss Williamson	273	436	.626
1992-93	Corliss Williamson	101	176	.574
1991-92	Oliver Miller	186	309	.602
1990-91	Oliver Miller	254	361	*.704
1989-90	Oliver Miller	152	238	.639
1988-89	Mario Credit	149	246	.606
1987-88	Mario Credit	107	183	.585
1986-87	Mario Credit	77	126	.611
1985-86	Eric Poerschke	56	113	.496
1984-85	Joe Kleine	294	484	.607
1983-84	Leroy Sutton	100	151	.662
1982-83	Leroy Sutton	79	113	.699
1981-82	Tony Brown	109	185	.589
1980-81	Scott Hastings	192	341	.563
1979-80	U.S. Reed	166	298	.557
1978-79	Steve Schall	138	223	.619
1977-78	Sidney Moncrief	209	354	.590
1976-77	Sidney Moncrief	157	242	.649
1975-76	Sidney Moncrief	149	224	.665
1974-75	Kent Allison	172	282	.610
1973-74	Dean Tolson	204	373	.547
1972-73	Martin Terry	264	508	.520
1971-72	Doug Campbell	73	142	.514
1970-71	Donnie Watts	149	290	.514
1969-70	Ricky Tanneberger	75	161	.460
1968-69	Ricky Tanneberger	94	200	.470
1967-68	James Eldridge	155	305	.508
1966-67	Tommy Rowland	148	300	.483
1965-66	J.D. McConnell	120	259	.463
1964-65	John Talkington	107	220	.486
1963-64	Warren Vogel	111	242	.459
	Ricky Sugg	85	185	.459
1962-63	Jim Magness	87	183	.475
1961-62	Jim Wilson	74	163	.454
1960-61	Ronnie Garner	102	212	.482
1959-60	Jerry Carlton	100	231	.433
1958-59	Clyde Rhoden	131	314	.417
1957-58	Jay Carpenter	71	183	.388
1956-57	Fred Grim	107	297	.360
1955-56	Manuel Whitley	135	322	.419
1954-55	Jerald Barnett	88	199	.442
1953-54	Norman Smith	61	155	.393
1952-53	Raymond Shaw	60	151	.398
1951-52	Eugene Lambert Jr.	74	166	.445
1950-51	Billy Hester	71	149	.476

Led the SEC || * Led the NCAA




Derek Hood led the Southeastern Conference with a .565 field goal percentage in 1999.



1968 marked the first year Arkansas' season field goal percentage leader topped 50 percent when James Eldridge paced the club with a .508 mark.

Career Field Goals Leaders



Todd Day
835, 1989-92



Marvin Delph
762, 1975-78



Sidney Moncrief
739, 1976-79



ARIZONA

Free Throws

FREE THROWS MADE

Game	
1. 22	Martin Terry vs. Texas A&M, 1972
2. 19	Vernon Murphy vs. Missouri-St. Louis, 1971
3. 18	Tommy Boyer vs. Texas Tech, 1963
4. 17	Corliss Williamson vs. Ole Miss, 1995
17	Martin Terry vs. Tulane, 1973

Season	
1. 212	Sidney Moncrief, 1979
2. 207	Martin Terry, 1973
207	Martin Terry, 1972
4. 203	Corliss Williamson, 1995
203	Sidney Moncrief, 1978
6. 185	Joe Kleine, 1985
7. 165	Todd Day, 1991
8. 163	Joe Kleine, 1984
9. 152	Darrell Walker, 1983
10. 149	Corliss Williamson, 1994

Career	
1. 588	Sidney Moncrief, 1976-79
2. 499	Todd Day, 1989-92
3. 449	Scott Hastings, 1979-82
4. 417	Joe Kleine, 1983-85
5. 414	Martin Terry, 1972-73
6. 413	Corliss Williamson, 1993-95
7. 388	Ron Huery, 1987-88, 90-91
8. 361	Kareem Reid, 1996-99
9. 352	Charles Thomas, 2005-08
10. 333	Darrell Walker, 1981-83
11. 326	Ronnie Brewer, 2004-06
326	Jonathon Modica, 2003-06
13. 315	Tommy Boyer, 1961-63
14. 309	Oliver Miller, 1989-92
15. 308	U.S. Reed, 1978-81

SEC Game	
1. 17	Corliss Williamson vs. Ole Miss, 1995
2. 13	Corliss Williamson vs. Miss. St., 1994
13	Corliss Williamson vs. LSU, 1995
4. 12	Vincent Hunter vs. Ole Miss, 1/17/04
12	Corey Beck vs. Alabama, 1994
12	Lee Mayberry vs. Kentucky, 1992
12	Todd Day vs. LSU, 1992

SEC Season	
1. 109	Corliss Williamson, 1995
2. 79	Ronnie Brewer, 2006
3. 75	Corliss Williamson, 1994
4. 72	Todd Day, 1992
5. 62	Jonathon Modica, 2006

SEC Career	
1. 229	Corliss Williamson, 1993-95
2. 196	Ronnie Brewer, 2004-06
3. 171	Jonathon Modica, 2003-06
4. 157	Kareem Reid, 1996-99
5. 137	Pat Bradley, 1996-99

FREE THROWS ATTEMPTED

Game	
1. 24	Martin Terry vs. Texas A&M, 1972
2. 23	Vernon Murphy vs. Oklahoma, 1971
3. 22	Corliss Williamson vs. Ole Miss, 1995
22	Lawrence Stolzer vs. Ft. Chaffee, 1957
5. 21	Martin Terry vs. Tulane, 1973

Season	
1. 304	Corliss Williamson, 1995
2. 261	Martin Terry, 1972
3. 257	Joe Kleine, 1985
4. 256	Sidney Moncrief, 1978
5. 248	Sidney Moncrief, 1979
6. 242	Martin Terry, 1973
7. 238	Darrell Walker, 1983
8. 221	Todd Day, 1991
9. 213	Corliss Williamson, 1994
10. 211	Joe Kleine, 1984

Career	
1. 752	Sidney Moncrief, 1976-79
2. 668	Todd Day, 1989-92
3. 615	Corliss Williamson, 1993-95
4. 600	Scott Hastings, 1979-82
5. 577	Joe Kleine, 1983-85
6. 524	Darrell Walker, 1981-83
7. 503	Martin Terry, 1972-73
8. 502	Kareem Reid, 1996-99
9. 494	Ron Huery, 1987-88, 90-91
10. 486	Ronnie Brewer, 2004-06
11. 478	Oliver Miller, 1989-92
12. 471	Charles Thomas, 2005-08
13. 463	Jonathon Modica, 2003-06
14. 419	U.S. Reed, 1978-81
15. 418	Corey Beck, 1993-95

SEC Game	
1. 22	Corliss Williamson vs. Ole Miss, 1995
2. 18	Corliss Williamson vs. Kentucky, 1994
3. 17	Corliss Williamson vs. LSU, 1995
4. 16	Corey Beck vs. Alabama, 1994
5. 15	Corliss Williamson vs. Mississippi St., 1994
15	Todd Day vs. LSU, 1992

SEC Season	
1. 158	Corliss Williamson, 1995
2. 105	Ronnie Brewer, 2006
3. 98	Corliss Williamson, 1994
4. 94	Todd Day, 1992
5. 86	Ronnie Brewer, 2004

SEC Career	
1. 323	Corliss Williamson, 1993-95
2. 287	Ronnie Brewer, 2004-06
3. 244	Jonathon Modica, 2003-06
4. 210	Kareem Reid, 1996-99
5. 192	Corey Beck, 1993-95

FREE-THROW PERCENTAGE

Game (Minimum 11 Attempts)		
1. 1.000	Tommy Boyer vs. Texas Tech (18-18), 1963	
1.000	Kareem Reid vs. Memphis (14-14), 1999	
1.000	Scott Hastings vs. Rice (14-14), 1982	
1.000	Ron Huery vs. California (12-12), 1986	
1.000	Sidney Moncrief vs. Houston (11-11), 1979	
1.000	Ron Brewer vs. TCU (11-11), 1978	

Season (Minimum 20 Attempts)		
1. .952	Charles Tatum (20-21), 2001	
2. .939	Rickey Medlock (62-66), 1975	
3. .935	Rotnei Clarke (43-46), 2009	
4. .933	Tommy Boyer (125-134), 1962	
5. .916	Rickey Medlock (87-95), 1974	
6. .915	Robert Birden (65-71), 1975	

Career (Minimum 150 Attempts)		
1. .904	Rickey Medlock (178-197), 1973-75	
2. .892	Tommy Boyer (315-353), 1961-63	
3. .858	Pat Bradley (247-288), 1996-99	
4. .843	Jerry Carlton (300-356), 1960-62	
5. .840	Darrell Hawkins (194-231), 1989-93	

SEC Game (Minimum 8 Attempts)		
1. 1.000	Kendrick Davis (9-9) vs. Ole Miss (1/17/04)	
1.000	Charles Thomas (8-8) vs. Mississippi St. (3/1/06)	
1.000	Eric Ferguson (8-8) vs. Ole Miss (1/17/04)	
1.000	Jannero Pargo (8-8) at Alabama (1/30/02)	
1.000	Jannero Pargo (8-8) vs. Florida (1/26/02)	
1.000	Kareem Reid (8-8) vs. South Carolina, 1998	
1.000	Ali Thompson (9-9) vs. Mississippi St., 1997	
1.000	Pat Bradley (8-8) vs. Kentucky, 1996	
1.000	Scotty Thurman (8-8) vs. Kentucky, 1995	
1.000	Robert Shepherd (10-10) vs. Kentucky, 1993	
1.000	Scotty Thurman (8-8) vs. Alabama, 1993	
1.000	Isaiah Morris (8-8) vs. Mississippi St., 1992	

SEC Season (Minimum 30 Attempts)		
1. .941	Pat Bradley (32-34), 1997	
.941	Darrell Hawkins (32-34), 1992	
3. .881	Jannero Pargo (37-42), 2002	
4. .867	Pat Bradley (39-45), 1998	
5. .864	Robert Shepherd (38-44), 1993	

SEC Career (Minimum 60 Attempts)		
1. .885	Darrell Hawkins (77-87), 1992-93	
2. .863	Jannero Pargo (63-73), 2001-02	
3. .840	Pat Bradley (137-163), 1996-99	
4. .797	Robert Shepherd (51-64), 1992-93	
5. .783	Lee Mayberry (54-69), 1992	

Season Free-Throw Percentage Leaders


(Minimum 45 Attempts)

Season	Player	FTM	FTA	Pct.
2008-09	Rotnei Clarke	43	46	.935
2007-08	Sonny Weems	61	76	.803
2006-07	Patrick Beverley	112	138	.812
2005-06	Ronnie Brewer	144	192	.750
2004-05	Charles Thomas	53	69	.768
2003-04	Eric Ferguson	48	56	.857
2002-03	Kendrick Davis	53	67	.791
2001-02	Jannero Pargo	57	73	.781
2000-01	Jannero Pargo	43	49	.878
1999-00	Joe Johnson	60	79	.759
1998-99	Pat Bradley	71	86	.826
1997-98	Pat Bradley	74	82	.902
1996-97	Pat Bradley	63	69	.913
1995-96	Pat Bradley	39	51	.765
1994-95	Scotty Thurman	57	73	.781
1993-94	Clint McDaniel	52	69	.754
1992-93	Darrell Hawkins	96	116	.828
1991-92	Darrell Hawkins	74	81	.914
1990-91	Ron Huery	126	150	.840
1989-90	Arlyn Bowers	54	68	.794
1988-89	Lenzie Howell	134	176	.761
1987-88	Allie Freeman	47	55	.855
1986-87	Philip McKellar	51	59	.864
1985-86	Mike Ratliff	94	126	.746
1984-85	William Mills	43	59	.729
1983-84	Joe Kleine	163	211	.773
1982-83	Ricky Norton	36	46	.783
1981-82	Tony Brown	52	68	.765
1980-81	U.S. Reed	106	140	.757
1979-80	U.S. Reed	74	93	.796
1978-79	Sidney Moncrief	212	248	.855
1977-78	Marvin Delph	82	94	.872
1976-77	Jim Counce	35	45	.778
1975-76	Marvin Delph	48	58	.828
1974-75	Rickey Medlock	62	66	.939
1973-74	Rickey Medlock	87	95	*.916
1972-73	Martin Terry	207	242	.855
1971-72	Vernon Murphy	98	119	.824
1970-71	Donnie Watts	62	76	.816
1969-70	James Eldridge	58	81	.716
1968-69	Robert McKenzie	68	84	.810
1967-68	Robert McKenzie	109	132	.826
1966-67	David Self	40	51	.784
1965-66	J.D. McConnell	37	46	.804
1964-65	Steve Rousseau	88	12	.786
1963-64	Ricky Sugg	39	47	.830
1962-63	Tommy Boyer	147	161	*.913
1961-62	Tommy Boyer	125	134	*.933
1960-61	Jerry Carlton	101	117	.863
1959-60	Ronnie Garner	89	112	.794
1958-59	Jay Carpenter	70	96	.729
1957-58	Fred Grim	86	102	.843
1956-57	Larry Grisham	89	113	.788
1955-56	Jerald Barnett	69	93	.742
1954-55	Jerald Barnett	71	95	.747
1953-54	Raymond Shaw	49	69	.710
1952-53	Walter Kearns	46	54	.852
1951-52	Eugene Lambert Jr.	57	86	.663
1950-51	D.L. Miller	57	76	.750
1949-50	Jim Cathcart	63	108	.583

* Led the NCAA



As a freshman in 2009, Rotnei Clarke made 43-of-46 free throws for a percentage of .935, which is the second-best season-leading mark in school history.




Pat Bradley led the team in free throw shooting all four years from 1996-99 and ranks third on the career list with a percentage of .858.

Career Free Throws Leaders



Sidney Moncrief
588, 1976-79



Todd Day
499, 1989-92



Scott Hastings
449, 1979-82



Rebounding

REBOUNDING

Game	
1. 23	Nick Davis vs. Jackson State, 1997
2. 22	Dean Tolson vs. Texas, 1973
22	Dean Tolson vs. Rice, 1973
22	Dean Tolson vs. TCU, 1972
5. 21	Three times, last by Tolson vs. Rice, 1973

Season	
1. 349	Derek Hood, 1999
2. 322	Nick Davis, 1998
3. 310	Dean Tolson, 1973
4. 294	Michael Washington, 2009
294	Oliver Miller, 1991
294	Joe Kleine, 1985
7. 293	Corliss Williamson, 1995
293	Joe Kleine, 1984
9. 289	Sidney Moncrief, 1979
10. 278	Sidney Moncrief, 1978
278	Dean Tolson, 1974
12. 262	Corliss Williamson, 1994
13. 261	Oliver Miller, 1992
14. 257	Derek Hood, 1997
257	Dean Tolson, 1972
16. 240	Andrew Lang, 1987

Career	
1. 1,015	Sidney Moncrief, 1976-79
2. 1,002	Derek Hood, 1996-99
3. 886	Oliver Miller, 1989-92
4. 845	Dean Tolson, 1972-74
5. 806	Joe Kleine, 1983-85
6. 693	Andrew Lang, 1985-88
7. 680	Scott Hastings, 1979-82
8. 673	Todd Day, 1989-92
9. 647	Corliss Williamson, 1993-95
10. 644	Darian Townes, 2005-08
11. 609	Marvin Delph, 1975-78
12. 585	Charles Thomas, 2005-08
13. 523	Nick Davis, 1996-98
14. 516	James Eldridge, 1968-70
15. 488	Terry Day, 1955-57

SEC Game	
1. 17	Dionisio Gomez vs. Georgia, 1/18/03
17	Derek Hood vs. Mississippi St., 1999
17	Nick Davis vs. Alabama, 1998
17	Nick Davis vs. Auburn, 1998
5. 16	Steven Hill vs. Alabama (1/27/07)
16	Nick Davis vs. Georgia, 1996
16	Corliss Williamson vs. Kentucky, 1994
16	Todd Day vs. Tennessee, 1992

SEC Season	
1. 152	Derek Hood, 1999
2. 148	Nick Davis, 1998
3. 142	Michael Washington, 2009
4. 133	Patrick Beverley, 2008
5. 125	Corliss Williamson, 1994
6. 110	Todd Day, 1992
7. 109	Corliss Williamson, 1995

SEC Career	
1. 468	Derek Hood, 1996-99
2. 303	Darian Townes, 2005-08
3. 297	Corliss Williamson, 1993-95
4. 262	Charles Thomas, 2005-08
5. 261	Ronnie Brewer, 2004-06
6. 258	Jonathon Modica, 2003-06
7. 247	Nick Davis, 1996-98
8. 227	Scotty Thurman, 1993-95
9. 225	Dionisio Gomez, 2000-03
10. 210	Michael Washington, 2007-Present

REBOUNDING AVERAGE

Season	
1. 13.2	Dean Tolson, 1974 (278 in 21 games)
2. 12.4	Dean Tolson, 1973 (310 in 25 games)
3. #10.3	Derek Hood, 1999 (349 in 34 games)
4. 9.9	Dean Tolson, 1972 (257 in 26 games)
5. #9.8	Michael Washington, 2009 (294 in 30 games)
#9.8	Nick Davis, 1998 (322 in 33 games)

Led the SEC



Nick Davis, who led the SEC in rebounding in 1998, holds the school record for rebounds in a game with 23.

Career	
1. 11.0	Dean Tolson, 1972-74 (845 in 77 games)
2. 8.3	Sidney Moncrief, 1976-79 (1,015 in 122 games)
8.3	Vernon Murphy, 1971-72 (282 in 34 games)
4. 8.2	Kent Allison, 1975 (213 in 26 games)
5. 7.7	Manuel Whitley, 1950, 53 (374 in 45 games)

SEC Season

1. 9.5	Derek Hood, 1999 (152 in 16 games)
2. 9.3	Nick Davis, 1998 (148 in 16 games)
3. 8.9	Michael Washington, 2009 (142 in 16 games)
4. 8.3	Patrick Beverley, 2009 (133 in 16 games)
5. 7.8	Corliss Williamson, 1994 (125 in 16 games)
6. 6.9	Todd Day, 1992 (110 in 16 games)
7. 6.8	Corliss Williamson, 1995 (109 in 16 games)

SEC Career

1. 7.3	Derek Hood (468 in 64 games), 1996-99
2. 6.9	Todd Day (110 in 16 games), 1992
3. 6.6	Corliss Williamson (297 in 44 games), 1993-95
4. 6.5	Oliver Miller (104 in 16 games), 1992
5. 6.3	Patrick Beverley (202 in 32 games), 2007-08
6. 6.0	Joe Johnson (181 in 30 games), 2000-01

ARKANSAS' 18-REBOUND EFFORTS

Player	Reb.	Opponent	Year
Nick Davis	23	Jackson St.	1997
Dean Tolson	22	Texas	1973
Dean Tolson	22	Rice	1973
Dean Tolson	22	TCU	1972
Dean Tolson	21	S. Illinois	1973
Dean Tolson	21	Rice	1973
Doug Campbell	21	Rockhurst	1972
Dean Tolson	20	Rice	1974
John Talkington	20	Texas	1966
Dean Tolson	19	Baylor	1974
Dean Tolson	19	Texas	1974
Dean Tolson	19	TCU	1974
Dean Tolson	19	Rice	1972
Michael Washington	18	Florida	3/12/09
Charles Thomas	18	Miss. St.	3/10/07
Sidney Moncrief	18	Oklahoma	1979
Dean Tolson	18	TCU	1974
Jay Carpenter	18	Wichita St.	1957


Season Rebounding Leaders

Season	Player	Games	Reb.	Avg.
2008-09	Michael Washington	30	294	#9.8
2007-08	Patrick Beverley	35	231	6.6
2006-07	Charles Thomas	35	195	5.7
2005-06	Darian Townes	32	164	5.1
2004-05	Ronnie Brewer	30	145	4.8
2003-04	Ronnie Brewer	28	153	5.5
2002-03	Dionisio Gomez	28	186	6.6
2001-02	Dionisio Gomez	28	139	5.0
2000-01	Joe Johnson	30	193	6.4
1999-00	Joe Johnson	23	132	5.7
1998-99	Derek Hood	34	349	#10.3
1997-98	Nick Davis	33	322	#9.8
1996-97	Derek Hood	32	257	#8.0
1995-96	Derek Hood	33	200	6.1
1994-95	Corliss Williamson	39	293	7.5
1993-94	Corliss Williamson	34	262	7.7
1992-93	Darrell Hawkins	31	140	4.5
1991-92	Oliver Miller	34	261	7.7
1990-91	Oliver Miller	38	294	7.7
1989-90	Oliver Miller	35	219	6.3
1988-89	Lenzie Howell	32	224	7.0
1987-88	Andrew Lang	30	218	7.3
1986-87	Andrew Lang	32	240	7.5
1985-86	Andrew Lang	26	168	6.5
1984-85	Joe Kleine	35	294	8.4
1983-84	Joe Kleine	32	293	9.2
1982-83	Joe Kleine	30	219	7.3
1981-82	Scott Hastings	29	175	6.0
1980-81	Scott Hastings	32	173	5.4
1979-80	Scott Hastings	29	194	6.7
1978-79	Sidney Moncrief	30	289	9.6
1977-78	Sidney Moncrief	36	278	7.7
1976-77	Sidney Moncrief	28	235	8.4
1975-76	Sidney Moncrief	28	213	7.6
1974-75	Kent Allison	26	213	8.2
1973-74	Dean Tolson	21	278	13.2
1972-73	Dean Tolson	25	310	12.4
1971-72	Dean Tolson	26	257	9.9
1970-71	Vernon Murphy	26	230	8.8
1969-70	Robert McKenzie	24	181	7.5
1968-69	James Eldridge	24	169	7.0
1967-68	Gary Stephens	24	182	7.6
1966-67	Tommy Rowland	23	206	9.0
1965-66	John Talkington	23	196	8.5
	J. D. McConnell	23	196	8.5
1964-65	J. D. McConnell	22	153	7.0
1963-64	Jim Magness	23	129	5.6
1962-63	Jim Wilson	24	181	7.5
1961-62	Jim Wilson	24	158	6.6
1960-61	Ronnie Garner	23	180	7.8
1959-60	Ronnie Garner	24	230	9.6
1958-59	Jay Carpenter	24	211	8.8
1957-58	Harry Thompson	24	204	8.5
1956-57	Terry Day	24	216	9.0
1955-56	Manuel Whitley	24	233	9.7
1954-55	Pete Butler	24	173	7.2
1953-54	Raymond Shaw	23	138	6.0
1952-53	Walter Kearns	21	143	6.8

Led the SEC



Michael Washington became Arkansas' first conference rebounding champion since 1999 when he led the SEC with 9.8 per game in 2009.




Harry Thompson led the 1958 Southwest Conference champion Razorbacks with 8.5 boards per game.

Career Rebounding Leaders



Sidney Moncrief
1,015, 1976-79



Derek Hood
1,002, 1996-99



Oliver Miller
886, 1989-92

Three-Point Shooting

THREE-POINT FIELD GOALS MADE

Game	Score	Player
1. #12	Al Dillard vs. Delaware St., 1994	
2. 10	Pat Bradley vs. North Texas, 1999	
3. 9	Lee Mayberry vs. LSU, 1992	
4. 8	Tarik Wallace vs. Auburn, 1998	
8	Pat Bradley vs. Troy State, 1996	
8	Pat Bradley vs. Western Carolina, 1999	

SEC Record

Season	Player
1. 102	Scotty Thurman, 1995
2. 98	Pat Bradley, 1997
3. 95	Jannero Pargo, 2002
4. 93	Pat Bradley, 1998
93	Pat Bradley, 1999

Career	Player
1. #366	Pat Bradley, 1996-99
2. 267	Scotty Thurman, 1993-95
3. 226	Todd Day, 1989-92
4. 218	Lee Mayberry, 1989-92
5. 168	Jannero Pargo, 2001-02
6. 160	Eric Ferguson, 2003-06
7. 153	Jonathon Modica, 2003-06
8. 149	Brandon Dean, 1999-02
9. 138	Patrick Beverley, 2007-08
138	Al Dillard, 1994-95

SEC Record

SEC Game	Player
1. 9	Lee Mayberry vs. LSU, 1992
2. 8	Tarik Wallace vs. Auburn, 1998
3. 7	Jannero Pargo at Miss. St. (2/27/02)
7	Jannero Pargo at Alabama (1/30/02)
7	Todd Day vs. Auburn, 1992
7	Scotty Thurman vs. Auburn, 1995
7	Pat Bradley vs. S. Carolina, 1998

SEC Season	Player
1. 52	Jannero Pargo, 2002
2. 47	Scotty Thurman, 1995
47	Pat Bradley, 1998
4. 46	Rotnei Clarke, 2009
5. 44	Scotty Thurman, 1993
44	Pat Bradley, 1997
41	Jannero Pargo, 2001

SEC Career	Player
1. 159	Pat Bradley, 1996-99
2. 130	Scotty Thurman, 1993-95
3. 94	Jonathon Modica, 2003-06
4. 93	Jannero Pargo, 2001-02
5. 84	Eric Ferguson, 2003-06
6. 77	Patrick Beverley, 2007-08
7. 76	Brandon Dean, 1999-02
8. 66	Tarik Wallace, 1997-98

THREE-POINT FIELD GOALS ATTEMPTED

Game	Score	Player
1. #24	Pat Bradley vs. North Texas, 1998	
2. 22	Al Dillard vs. Delaware St., 1993	
3. 14	Stefan Welsh vs. Ole Miss (3/4/09)	
4. 14	Jannero Pargo at Alabama (1/30/02)	
5. 14	Pat Bradley vs. Miss. St., 1999	
6. 13	Jason Gilbert vs. Santa Clara, 1999	
13	Pat Bradley vs. N. Arizona, 1997	
13	Scotty Thurman vs. LSU, 1994	
13	Scotty Thurman vs. Auburn, 1995	
13	Scotty Thurman vs. Ole Miss, 1993	

SEC Record

Season	Player
1. 245	Pat Bradley, 1999
2. 242	Pat Bradley, 1998
3. 239	Scotty Thurman, 1995
4. 230	Pat Bradley, 1997
5. 220	Jannero Pargo, 2002

Career	Player
1. #915	Pat Bradley, 1996-99
2. 618	Scotty Thurman, 1993-95
3. 588	Todd Day, 1989-92
4. 514	Lee Mayberry, 1989-92
5. 480	Eric Ferguson, 2003-06
6. 431	Brandon Dean, 1999-02
7. 427	Jonathon Modica, 2003-06
8. 406	Kareem Reid, 1996-99
9. 395	Jannero Pargo, 2001-02
10. 375	Tarik Wallace, 1997-98

SEC Record

SEC Game	Player
1. 14	Stefan Welsh vs. Ole Miss (3/4/09)
14	Jannero Pargo at Alabama (1/30/02)
14	Pat Bradley vs. Miss. St., 1999
4. 13	Tarik Wallace vs. Kentucky, 1998
13	Scotty Thurman vs. Auburn, 1995
13	Scotty Thurman vs. LSU, 1994
13	Scotty Thurman vs. Ole Miss, 1993

SEC Season	Player
1. 121	Rotnei Clarke, 2009
2. 119	Jannero Pargo, 2002
119	Pat Bradley, 1998
4. 117	Pat Bradley, 1997
5. 107	Scotty Thurman, 1995
6. 106	Pat Bradley, 1996
7. 102	Jannero Pargo, 2001
8. 101	Scotty Thurman, 1993

SEC Career	Player
1. 429	Pat Bradley, 1996-99
2. 303	Scotty Thurman, 1993-95
3. 266	Eric Ferguson, 2003-06
4. 263	Jonathon Modica, 2003-06
5. 223	Brandon Dean, 1999-02

SEASON THREE-POINT FIELD GOAL PERCENTAGE LEADERS

(Minimum 50 Attempts)

Season	Player	3PTM	3PTA	Pct.
2008-09	Rotnei Clarke	83	211	.393
2007-08	Patrick Beverley	65	172	.378
2006-07	Patrick Beverley	73	189	.386
2005-06	Jonathon Modica	55	157	.350
2004-05	Jonathon Modica	30	70	.429
2003-04	Billy Pharis	25	66	.379
2002-03	Jonathon Modica	31	86	.360
2001-02	Jannero Pargo	95	220	.432
2000-01	Joe Johnson	35	79	.443
1999-00	T. J. Cleveland	49	118	.415
1998-99	Chris Walker	33	72	.458
1997-98	Pat Bradley	93	242	.384
1996-97	Pat Bradley	98	230	.426
1995-96	Pat Bradley	82	198	.414
1994-95	Scotty Thurman	102	239	.427
1993-94	Scotty Thurman	85	198	.429
1992-93	Scotty Thurman	80	181	.442
1991-92	Todd Day	57	133	.428
1990-91	Arlyn Bowers	41	86	.477
1989-90	Lee Mayberry	65	129	.504
1988-89	Lee Mayberry	33	74	.446
1987-88	Ron Huery	27	69	.391
1986-87	Philip McKellar	31	72	.431

Led the SEC

THREE-POINT FIELD GOAL PERCENTAGE

Game (Minimum 4 Attempts)	Score	Player
1. 1.000	Courtney Fortson at S. Alabama (4-4), 11/26/08	
1.000	Patrick Beverley vs. Auburn (6-6), 3/8/08	
1.000	Sonny Weems vs. LSU (5-5), 1/26/08	
1.000	Brandon Dean vs. Northwestern (La.) St. (4-4), 12/20/00	
1.000	Chris Walker vs. Mississippi St. (4-4), 2000	
1.000	Chris Walker vs. Texas-Arlington (4-4), 2000	
1.000	Jason Gilbert vs. Providence (4-4), 1999	
1.000	Dwight Stewart vs. Georgetown (4-4), 1994	
1.000	Arlyn Bowers vs. SMU (4-4), 1989	
1.000	Lee Mayberry vs. Rice (4-4), 1989	

Season (Minimum 33 Attempts)	Player
1. .504	Lee Mayberry (65-129), 1990
2. .490	Corey Beck (24-49), 1995
3. .489	Arlyn Bowers (23-47), 1989
4. .485	Mike Ratliff (16-33), 1987
5. .477	Arlyn Bowers (41-86), 1991

Career (Minimum 300 Attempts)	Player
1. .432	Scotty Thurman (267-618), 1993-95
2. .425	Jannero Pargo (168-395), 2001-02
3. .424	Lee Mayberry (218-514), 1989-92
4. .401	Al Dillard (138-344), 1994-95
5. .400	Pat Bradley (366-915), 1996-99

SEC Game (Minimum 5 Attempts)	Player
1. 1.000	Patrick Beverley (6-6) vs. Auburn (3/8/08)
1.000	Sonny Weems (5-5) vs. LSU (1/26/08)
3. .875	Jannero Pargo (7-8) vs. Florida (1/26/02)
4. .833	Michael Jones (5-6) vs. Auburn (2/4/04)
5. .800	Stefan Welsh (4-5) vs. Miss. St. (2/28/07)
.800	Jannero Pargo (4-5) vs. Alabama (1/20/01)
.800	Tarik Wallace (8-10) vs. Auburn, 1998
.800	Scotty Thurman (4-5) vs. Kentucky, 1995
.800	Al Dillard (4-5) vs. Vanderbilt, 1995

SEC Season (Minimum 50 Attempts)	Player
1. .465	Al Dillard (33-71), 1995
2. .451	Teddy Gipson (23-51), 2000
3. .447	Patrick Beverley (38-85), 2008
4. .440	Joe Johnson (22-50), 2000
5. .439	Scotty Thurman (47-107), 1995
6. .437	Jannero Pargo (52-119), 2002

SEC Career (Minimum 75 Attempts)	Player
1. .436	Lee Mayberry (34-78), 1992
2. .433	Joe Johnson (39-90), 2000-01
3. .429	Scotty Thurman (130-303), 1993-95
4. .425	Patrick Beverley (77-181), 2007-08
5. .421	Jannero Pargo (93-221), 2001-02
6. .408	Todd Day (40-98), 1992

Career Three-Point Field Goals Leaders

Pat Bradley
366, 1996-99



Scotty Thurman
267, 1993-95



Steals

Game		
1.	9	Robert Shepherd vs. Arizona, 1994
2.	8	Clint McDaniel vs. Florida A&M, 1995
	8	Darrell Hawkins vs. Holy Cross, 1993
	8	Keith Wilson vs. Rice, 1989
	8	Alvin Robertson vs. Virginia, 1984
	8	Alvin Robertson vs. Purdue, 1983
	8	Todd Day vs. Texas A&M, 1991

Season		
1.	#102	Clint McDaniel, 1995
2.	100	Lee Mayberry, 1991
3.	97	Keith Wilson, 1989
4.	92	Alvin Robertson, 1984
5.	88	Alvin Robertson, 1983
6.	87	Robert Shepherd, 1993
7.	85	Todd Day, 1991
8.	83	Ronnie Brewer, 2006
	83	Arlyn Bowers, 1990
10.	82	Todd Day, 1990
	82	Ron Huery, 1990

SEC Record

Career		
1.	291	Lee Mayberry, 1989-92
2.	271	Todd Day, 1989-92
3.	251	Kareem Reid, 1996-99
4.	230	Darrell Walker, 1981-83
5.	226	T.J. Cleveland, 1999-02
	226	Clint McDaniel, 1992-95
7.	217	Alvin Robertson, 1982-84
8.	216	Ronnie Brewer, 2004-06
9.	207	Ron Huery, 1987-88, 90-91
10.	188	Keith Wilson, 1987-89

SEC Game		
1.	7	Todd Day vs. Vanderbilt, 1992
2.	6	Ronnie Brewer vs. Florida, 3/10/06
	6	Ronnie Brewer vs. Florida, 2/28/04
	6	Clint McDaniel vs. Ole Miss, 1995
	6	Clint McDaniel vs. Ole Miss, 1994
	6	Todd Day vs. LSU, 1992
	6	Lee Mayberry vs. Vanderbilt, 1992


SEC Season		
1.	45	Robert Shepherd, 1993
2.	43	Todd Day, 1992
3.	38	Ronnie Brewer, 2004
4.	36	Ronnie Brewer, 2005
	36	Lee Mayberry, 1992
	36	Clint McDaniel, 1995

SEC Career		
1.	121	Kareem Reid, 1996-99
2.	103	Ronnie Brewer, 2004-06
3.	91	T.J. Cleveland, 1999-02
4.	87	Eric Ferguson, 2003-06
	87	Clint McDaniel, 1992-95

SEASON STEALS LEADERS

Season	Player	Games	Steals	Avg.
2008-09	Courtney Fortson	29	33	1.14
2007-08	Sonny Weems	34	45	1.32
2006-07	Patrick Beverley	35	61	1.74
2005-06	Ronnie Brewer	32	83	#2.59
2004-05	Ronnie Brewer	30	76	2.53
2003-04	Ronnie Brewer	28	57	2.04
2002-03	Eric Ferguson	28	52	1.86
2001-02	T. J. Cleveland	29	56	1.93
2000-01	T. J. Cleveland	31	61	1.97
1999-00	T. J. Cleveland	26	70	2.70
1998-99	Kareem Reid	34	57	1.68
1997-98	Kareem Reid	32	61	1.91
1996-97	Kareem Reid	32	68	2.13
1995-96	Kareem Reid	33	65	1.97
1994-95	Clint McDaniel	37	102	2.76
1993-94	Corey Beck	34	68	2.00
1992-93	Robert Shepherd	31	87	#2.81
1991-92	Lee Mayberry	34	75	2.21
1990-91	Lee Mayberry	38	100	2.63
1989-90	Todd Day	35	82	2.34
1988-89	Keith Wilson	32	97	3.03
1987-88	Tim Scott	30	52	1.73
1986-87	Ron Huery	33	59	1.79
1985-86	Byron Irvin	28	31	1.11
1984-85	Charles Balentine	35	45	1.29
1983-84	Alvin Robertson	32	92	2.88
1982-83	Alvin Robertson	28	88	3.14
1981-82	Darrell Walker	29	67	2.31
1980-81	Darrell Walker	31	79	2.55
1979-80	U.S. Reed	29	36	1.24
1978-79	Sidney Moncrief	30	44	1.47
1977-78	Ron Brewer	36	77	2.14

Led the SEC



Corey Beck led the 1994 national championship team with 2.0 steals per game.




Ron Brewer led the Hogs in steals in 1978.




Twenty-six years after his father led Arkansas in steals, Ronnie Brewer led the team in steals for the first of three straight seasons in 2004.

Career Steals Leaders



Lee Mayberry
291, 1989-92



Todd Day
271, 1989-92



Kareem Reid
251, 1996-99



Assists

Game

- 1. 15 Dontell Jefferson vs. Portland St., 11/18/05
- 15 Kareem Reid vs Jackson St., 1996
- 3. 14 Kareem Reid vs. Troy St., 1996
- 14 Kareem Reid vs. LSU, 1996
- 5. 13 Lee Mayberry vs Texas A&M, 1991

Season

- 1. 219 Kareem Reid, 1996
- 2. 209 Lee Mayberry, 1991
- 3. 207 Corey Beck, 1995
- 4. 202 Lee Mayberry, 1992
- 5. 191 Alvin Robertson, 1984
- 6. 183 Lee Mayberry, 1990
- 7. 182 Kareem Reid, 1997
- 8. 181 Kareem Reid, 1999
- 9. 172 Courtney Fortson, 2009
- 10. 169 Gary Ervin, 2007
- 169 Corey Beck, 1994

Career

- 1. 748 Kareem Reid, 1996-99
- 2. 729 Lee Mayberry, 1989-92
- 3. 483 Corey Beck, 1993-95
- 4. 379 Eric Ferguson, 2003-06
- 5. 351 Ron Huery, 1987-88, 90-91
- 6. 341 Alvin Robertson, 1982-84
- 7. 319 Todd Day, 1989-92
- 8. 303 Gary Ervin, 2007-08
- 303 Keith Wilson, 1987-89
- 10. 302 Darrell Walker, 1981-83
- 11. 299 Ronnie Brewer, 2004-06

SEC Game

- 1. 14 Kareem Reid vs. LSU, 1996
- 2. 12 Kareem Reid vs. Florida, 1995
- 12 Oliver Miller vs. LSU, 1992
- 4. 10 Five times
(last by Kareem Reid vs. Auburn, 1999)

SEC Season

- 1. 107 Kareem Reid, 1996
- 2. 93 Lee Mayberry, 1992
- 3. 88 Gary Ervin, 2007
- 4. 87 Corey Beck, 1994
- 5. 84 Clint McDaniel, 1995
- 6. 77 Courtney Fortson, 2009
- 7. 75 Kareem Reid, 1997
- 75 Kareem Reid, 1998

SEC Career

- 1. 326 Kareem Reid, 1996-99
- 2. 231 Corey Beck, 1993-95
- 3. 207 Eric Ferguson, 2003-06
- 4. 154 Ronnie Brewer, 2004-06
- 5. 150 Gary Ervin, 2007-08
- 6. 112 T.J. Cleveland, 1999-02

SEASON ASSISTS LEADERS

Season	Player	Games	Assists	Avg.
2008-09	Courtney Fortson	29	172	5.93
2007-08	Gary Ervin	35	134	3.83
2006-07	Gary Ervin	35	169	4.83
2005-06	Dontell Jefferson	32	142	4.44
2004-05	Eric Ferguson	30	128	4.27
2003-04	Ronnie Brewer	28	94	3.36
2002-03	Eric Ferguson	28	91	3.25
2001-02	Jannero Pargo	29	96	3.31
2000-01	T. J. Cleveland	31	83	2.68
1999-00	T. J. Cleveland	26	76	2.92
1998-99	Kareem Reid	34	181	5.32
1997-98	Kareem Reid	32	166	5.18
1996-97	Kareem Reid	32	183	#5.72
1995-96	Kareem Reid	33	219	6.64
1994-95	Corey Beck	39	207	5.31
1993-94	Corey Beck	34	169	4.97
1992-93	Corey Beck	30	107	3.57
1991-92	Lee Mayberry	34	202	5.94
1990-91	Lee Mayberry	38	209	5.50
1989-90	Lee Mayberry	35	183	5.23
1988-89	Keith Wilson	32	138	4.31
1987-88	Keith Wilson	28	80	2.86
1986-87	Ron Huery	33	89	2.70
1985-86	Scott Rose	24	60	2.50
1984-85	William Mills	32	143	4.47
1983-84	Alvin Robertson	32	191	5.97
1982-83	Alvin Robertson	28	101	3.61
1981-82	Darrell Walker	29	101	3.48
1980-81	Darrell Walker	31	103	3.32
1979-80	Alan Zahn	29	74	2.55
1978-79	Sidney Moncrief	30	80	2.67
1977-78	Jim Counce	36	119	3.31

Led the SEC



As a freshman in 2009, Courtney Fortson was second in the SEC and No. 18 in the nation with 5.9 assists per game.



Kareem Reid led the SEC in assists in 1997, and holds school records for season and career totals.



Junior guard Marcus Britt has 2.24 assist-to-turn-over ratio for his career (47-21).


Career Assists Leaders



Kareem Reid
748, 1996-99



Lee Mayberry
729, 1989-92



Corey Beck
483, 1993-95

Blocked Shots



Game		
1.	10	Steven Hill vs. Texas St., 12/6/05
	10	Oliver Miller vs. Texas, 1990
3.	9	Oliver Miller vs. Louisiana Tech, 1991
	9	Oliver Miller vs. South Alabama, 1991
5.	8	Steven Hill vs. UTPA, 12/30/05
	8	Andrew Lang vs. Texas Tech, 1987
	8	Andrew Lang vs. Rice, 1987
8.	7	Steven Hill vs. Stephen F. Austin St., 11/18/06
	7	Steven Hill vs. SE Missouri St., 11/10/06
	7	Darian Townes vs. Portland St., 11/18/05
	7	Nick Davis vs. Alabama St., 1998
	7	Nick Davis vs. Mississippi St., 1998
	7	Oliver Miller vs. Rice, 1990

Season		
1.	112	Oliver Miller, 1991
2.	99	Steven Hill, 2007
3.	91	Steven Hill, 2006
4.	88	Oliver Miller, 1992
5.	85	Oliver Miller, 1990
	85	Andrew Lang, 1987

Career		
1.	345	Oliver Miller, 1989-92
2.	318	Steven Hill, 2005-08
3.	252	Andrew Lang, 1985-88
4.	194	Darian Townes, 2005-08
5.	130	Nick Davis, 1996-98
6.	103	Derek Hood, 1996-99
7.	102	Todd Day, 1989-92
8.	97	Lee Wilson, 1994-97
9.	94	Corliss Williamson, 1993-95

SEC Game		
1.	7	Steven Hill vs. Alabama, 1/18/06
	7	Nick Davis vs. Miss. St., 1998
3.	6	Nick Davis vs. Tennessee, 1998
	6	Nick Davis vs. Tennessee, 1998
5.	5	Steven Hill vs. Miss. St., 2/16/08
	5	Steven Hill vs. LSU, 1/26/08
	5	Steven Hill vs. Miss. St., 2/14/07
	5	Rashard Sullivan at Ole Miss, 3/6/04
	5	Larry Satchell vs. Auburn, 2001
	5	Alonzo Lane vs. Alabama, 2000
	5	Nick Davis vs. Auburn, 1997
	5	Corliss Williamson vs. LSU, 1993
	5	Oliver Miller vs. Ole Miss, 1992
	5	Oliver Miller vs. Tennessee, 1992

SEC Season		
1.	50	Steven Hill, 2007
2.	46	Steven Hill, 2006
3.	44	Nick Davis, 1998
4.	41	Steven Hill, 2008
5.	40	Oliver Miller, 1992
6.	30	Larry Satchell, 2001
7.	28	Chris Jefferies, 1999
8.	24	Michael Washington, 2009
	24	Darian Townes, 2007
	24	Larry Satchell, 2003

SEC Career		
1.	153	Steven Hill, 2005-08
2.	75	Darian Townes, 2005-08
3.	74	Larry Satchell, 2000-03
	65	Nick Davis, 1996-98
5.	45	Corliss Williamson, 1993-95
6.	43	Derek Hood, 1996-99

SEASON BLOCKED SHOTS LEADERS

Season	Player	Games	Blocks	Avg.
2008-09	Michael Washington	30	39	1.30
2007-08	Steven Hill	35	74	2.11
2006-07	Steven Hill	35	99	2.83
2005-06	Steven Hill	32	91	2.84
2004-05	Steven Hill	30	54	1.80
2003-04	Rashard Sullivan	26	28	1.08
2002-03	Larry Satchell	24	29	1.21
2001-02	Larry Satchell	26	20	0.78
2000-01	Larry Satchell	31	45	1.50
1999-00	Alonzo Lane	34	34	1.00
1998-99	Chris Jefferies	34	46	1.35
1997-98	Nick Davis	33	80	2.42
1996-97	Nick Davis	27	31	1.15
1995-96	Lee Wilson	33	32	0.97
1994-95	Corliss Williamson	39	33	0.85
1993-94	Corliss Williamson	34	39	1.15
1992-93	Corliss Williamson	18	22	1.22
1991-92	Oliver Miller	34	88	2.59
1990-91	Oliver Miller	38	112	2.95
1989-90	Oliver Miller	35	85	2.43
1988-89	Oliver Miller	30	60	2.00
1987-88	Andrew Lang	30	79	2.63
1986-87	Andrew Lang	32	85	2.66
1985-86	Andrew Lang	26	65	2.50
1984-85	Andrew Lang	33	23	0.70
1983-84	Joe Kleine	32	21	0.66
1982-83	Darrell Walker	30	11	0.37
1981-82	Scott Hastings	29	23	0.79
1980-81	Darrell Walker	31	28	0.90
1979-80	Scott Hastings	29	17	0.59
1978-79	U.S. Reed	30	19	0.63
	Steve Schall	30	19	0.63
1977-78	Steve Schall	36	47	1.31



Steven Hill ended his career in 2008 with 318 rejections to rank second at Arkansas and fourth in the Southeastern Conference.



Andrew Lang led the team in blocked shots all four years and is third on the career list with 252.



Darian Townes in fourth on Arkansas' overall career blocked shots list with 194 and second on the SEC-only list with 75.

Career Blocked Shots Leaders



Oliver Miller
345, 1989-92



Steven Hill
318, 2005-08



Andrew Lang
252, 1985-88



Team Records

Most Points

Game: 166 vs. U.S. International, 12/9/89
 Season: *3,783, 1991
 SEC Game: 117 vs. Auburn, 1/15/94
 SEC Season: 1,468, 1992

Best Scoring Average

Season: 99.6, 1991
 SEC Season: 91.8, 1992

Most Field Goals

Game: 68 vs. U.S. International, 12/9/89
 Season: 1,414, 1991
 SEC Game: 43 vs. Auburn, 1/15/94
 SEC Season: 529, 1992

Most Field Goals Attempted

Game: 101 vs. U.S. International, 12/9/89
 Season: 2,820 1991
 SEC Game: 88 vs. Mississippi St., 2/20/93
 SEC Season: 1,075, 1992

Best Field-Goal Percentage

Game: .794 vs. Texas Tech (27-34), 2/20/79
 Season: *.546, 1978 (1,060-1,943)
 SEC Game: .621 vs. Miss. St. (41-66), 2/20/93
 SEC Season: .497, 1993 (521-1,049)

Most Three-Point Field Goals

Game: 21 vs. Troy St., 12/10/96
 Season: **361, 1995
 SEC Game: 17 vs. Auburn, 1/15/95;
 vs. Auburn, 2/21/98
 SEC Season: 143, 1995

Most Three-Point Field Goals Attempted

Game: 54 vs. North Texas, 12/30/98
 Season: 917, 1995
 SEC Game: 38 vs. Ole Miss, 3/4/09
 SEC Season: 391, 2002

Best Three-Point Field Goal Percentage

Game: .667 vs. LSU (Min. 8 att.) (10-15),
 1/26/08; Prairie View A&M (8-12),
 12/18/04; Western Carolina
 (14-21), 12/7/98
 Season: .395 (210-532), 1993
 SEC Game: .667 vs. LSU (10-15), 1/26/08
 SEC Season: .400 (110-275), 1992

Most Free Throws

Game: 48 vs. Ole Miss, 1/17/04
 Season: 713, 1991
 SEC Game: 48 vs. Ole Miss, 1/17/04
 SEC Season: 300, 1992

Most Free Throws Attempted

Game: 65 vs. TCU, 3/1/55
 Season: 975, 1991
 SEC Game: 53 vs. Ole Miss, 1/17/04
 SEC Season: 400, 1992

Best Free-Throw Percentage

Game: 1.000 vs. Texas Tech (12 of 12),
 1/8/66; 1.000 vs. Centenary (12-12),
 1/9/75; 1,000 vs. S. Carolina
 (1-1), 2001
 Season: .776, 1962 (502-646)
 SEC Game: .941 vs. LSU (16-17), 2/12/05
 SEC Season: .750 (300 of 400), 1992

Most Rebounds

Game: 77 vs. Jackson St., 11/22/02
 Season: 1,540, 1991
 SEC Game: 61 vs. Ole Miss, 1/18/92
 SEC Season: 616, 1994

Best Rebound Average

Season: 52.0, 1974
 SEC Season: 38.5, 1994



Stefan Welsh and the Hogs hit 37 shots against Georgia last year, matching the eighth-best game total ever for Arkansas against an SEC opponent.

Steals

Game: 26 vs. La.-Monroe, 11/25/00
 Season: *467, 1991
 SEC Game: 21 vs. Mississippi St., 1/15/92
 SEC Season: 185, 1992

Assists

Game: 47 vs. U.S. International, 12/9/89
 Season: 819, 1991
 SEC Game: 32 vs. Mississippi St., 2/20/93
 SEC Season: 299, 1993

Blocked Shots

Game: 18 vs. Missouri, 12/5/95
 Season: 229, 1991
 SEC Game: 10 vs. Ole Miss, 2/17/07;
 Alabama 1/6/07; Ole Miss,
 1/25/06; Alabama, 1/21/06;
 Georgia, 2/15/97; Alabama,
 1/19/00
 SEC Season: 98, 2007

Personal Fouls

Game: 38 vs. Missouri, 12/3/60
 Season: 789, 1995
 SEC Game: 33 vs. Ole Miss, 1/9/99
 SEC Season: 364, 1993

Turnovers

Game: 32 vs. Providence, 11/16/07;
 Grambling, 11/28/86
 Season: 633, 1995
 SEC Game: 28 vs. Auburn, 2/5/00
 SEC Season: 258, 2003
 * Led the NCAA || ** All-Time NCAA Record

GAMES

Season	Games
1. *39	1994-95 (32-7)
2. 38	1990-91 (34-4)
3. 35	2007-08 (23-12)
	35 2006-07 (21-14)
	35 1989-90 (30-5)
	35 1984-85 (22-13)
7. 34	1993-94 (31-3)
	34 1991-92 (26-8)
	34 1998-99 (23-11)
	34 1999-2000 (19-15)

* Led the NCAA

SEC Season

1. 16	18 Times
-------	----------

WINS

Season	Wins
1. *34	1990-91 (4 loss)
2. 32	1994-95 (7 loss)
	32 1977-78 (4 loss)
4. 31	1993-94 (3 loss)
5. 30	1989-90 (5 loss)
6. 26	1991-92 (8 loss)
	26 1982-83 (4 loss)
	26 1976-77 (2 loss)
9. 25	1988-89 (7 loss)
	25 1983-84 (7 loss)
	25 1978-79 (5 loss)

* Led the NCAA

SEC Season

1. 14	1994 (2 loss)
2. 13	1992 (3 loss)
3. 12	1995 (4 loss)
4. 11	1998 (5 loss)
5. 10	2006 (6 loss)
	10 2001 (6 loss)
	10 1993 (6 loss)
8. 9	2008 (7 loss)
	9 1999 (7 loss)
	9 1996 (7 loss)

LOSSES

Season	Losses
1. 21	1970-71 (5 wins)
2. 19	2002-03 (9 wins)
3. 19	1969-70 (5 wins)
4. 18	1971-72 (8 wins)
5. 17	1966-67 (6 wins)
6. 16	2008-09 (14 wins)
	16 2003-04 (12 wins)
	16 1973-74 (10 wins)
	16 1985-86 (12 wins)
10. 15	1999-2000 (19 wins)

SEC Season

1. 14	2009 (2 wins)
2. 12	2004 (4 wins)
	12 2003 (4 wins)
4. 10	2005 (6 wins)
	10 2002 (6 wins)
6. 9	2007 (7 wins)
	9 2000 (7 wins)
8. 8	1997 (8 wins)
9. 7	2008 (9 wins)
	7 1999 (9 wins)
	7 1996 (9 wins)

WINNING PERCENTAGE

Season	Winning %
1. .950	1928-29 (19-1)
	.950 1927-28 (19-1)
3. .929	1976-77 (26-2)
4. .920	1925-26 (23-2)
5. .912	1993-94 (31-3)
6. .895	1990-91 (34-4)
7. .889	1935-36 (24-3)
	.889 1977-78 (32-4)
9. .875	1926-27 (14-2)
10. .870	1940-41 (20-3)

SEC Season

1. .875	1994 (14-2)
2. .813	1992 (13-3)
3. .750	1995 (12-4)
4. .688	1998 (11-5)
5. .625	2006 (10-6)
	.625 2001 (10-6)
	.625 1993 (10-6)
8. .563	2008 (9-7)
	.563 1999 (9-7)
	.563 1996 (9-7)

POINTS

Game

1.	166	vs. U.S. International (101), 12/9/89
2.	137	vs. Troy St. (70), 1997
3.	131	vs. Montevallo (63), 1994
	131	vs. Baylor (109), 1972
5.	129	vs. Texas Southern (63), 1994
6.	128	vs. Bethune-Cookman (46), 1992
7.	127	vs. Jackson St. (74), 1997
8.	126	vs. Jackson St. (66), 1991
9.	123	vs. Delaware St. (66), 1994
	123	vs. Quincy College (60), 1992
	123	vs. Jackson St. (76), 1992

Season

1.	*3,783	1990-91 (38 games)
2.	*#3,416	1994-95 (39 games)
3.	3,345	1989-90 (35 games)
4.	3,176	1993-94 (34 games)
5.	3,053	1991-92 (34 games)
6.	2,870	1988-89 (32 games)
7.	2,716	1997-98 (33 games)
8.	2,705	1977-78 (36 games)
9.	2,695	1992-93 (31 games)
10.	2,675	1998-99 (34 games)

* Led the NCAA || # SEC Record

SEC Game

1.	117	vs. Auburn (105), 1994
2.	115	vs. Mississippi St. (58), 1993
3.	114	vs. Ole Miss (93), 1992
4.	110	vs. Auburn (92), 1992
5.	108	vs. LSU (105), 1994
6.	107	vs. Auburn (83), 1998
7.	106	vs. LSU (92), 1992
8.	105	vs. LSU (81), 1995
	105	vs. Kentucky (88), 1992
10.	104	vs. Auburn (88), 1999

SEC Season

1.	1,468	1992 (16 games)
2.	1,408	1993 (16 games)
3.	1,390	1994 (16 games)
4.	1,362	1995 (16 games)
5.	1,293	1998 (16 games)
6.	1,198	1996 (16 games)
7.	1,191	1999 (16 games)
8.	1,174	2006 (16 games)
9.	1,163	2001 (16 games)
10.	1,162	1997 (16 games)

SCORING AVERAGE

Season

1.	99.6	1990-91 (3783 points - 38 games)
2.	95.6	1989-90 (3345 points - 35 games)
3.	#93.4	1993-94 (3176 points - 34 games)
4.	#89.8	1991-92 (3053 points - 34 games)
5.	89.7	1988-89 (2870 points - 32 games)
6.	88.5	1971-72 (2301 points - 26 games)
7.	#87.6	1994-95 (3416 points - 31 games)
8.	86.9	1992-93 (2695 points - 31 games)
9.	86.3	1970-71 (2245 points - 26 games)
10.	85.1	1973-74 (2212 points - 26 games)

Led the SEC

SEC Season

1.	91.8	1992 (1,468 points - 16 games)
2.	88.0	1993 (1,408 points - 16 games)
3.	86.9	1994 (1,390 points - 16 games)
4.	85.1	1995 (1,362 points - 16 games)
5.	80.8	1998 (1,293 points - 16 games)
6.	74.9	1996 (1,198 points - 16 games)
7.	74.4	1999 (1,191 points - 16 games)
8.	73.4	2006 (1,174 points - 16 games)
9.	72.7	2001 (1,163 points - 16 games)
10.	72.6	1997 (1,162 points - 16 games)

FIELD GOALS MADE

Game

1.	68	vs. U.S. International, 12/9/89
2.	57	vs. Troy St., 1999
3.	51	vs. Baylor, 1972
4.	50	vs. Montevallo, 1994

	50	vs. Quincy College, 1992
6.	48	vs. Montevallo, 1995
	48	vs. Delaware St., 1994
	48	vs. Bethune-Cookman, 1992
	48	vs. TCU, 1976
	48	vs. Jackson St., 1992
11.	47	vs. Centenary, 1995
	47	vs. Oklahoma, 1991
	47	vs. Loyola-Marymount, 1989
14.	46	vs. Texas Southern, 1994
	46	vs. Rice, 1974

Season

1.	1,414	1990-91 (2,820 attempts)
2.	1,229	1989-90 (2,440 attempts)
3.	1,223	1994-95 (2,634 attempts)
4.	1,154	1993-94 (2,363 attempts)
5.	1,128	1991-92 (2,275 attempts)
6.	1,071	1988-89 (2,172 attempts)
7.	1,060	1977-78 (1,943 attempts)
8.	995	1992-93 (2,039 attempts)
9.	984	1997-98 (2,208 attempts)
10.	980	1998-99 (2,206 attempts)

SEC Game

1.	43	vs. Auburn (83 attempts), 1994
2.	41	vs. Miss. St. (66 attempts), 1993
	41	vs. LSU (84 attempts), 1993
4.	40	vs. Auburn (73 attempts), 1998
5.	38	vs. Vanderbilt (76 attempts), 1993
	38	vs. Ole Miss (81 attempts), 1992
	38	vs. Ole Miss (83 attempts), 1992
8.	37	vs. Georgia (76 attempts), 3/1/09
	37	vs. LSU (64 attempts), 1992
	37	vs. Vanderbilt (68 attempts), 1993
	37	vs. Vanderbilt (73 attempts), 1992
	37	vs. Miss. St. (77 attempts), 1997
	37	vs. Florida (77 attempts), 1995
	37	vs. Florida (82 attempts), 1998

SEC Season

1.	529	1992 (1,075 attempts)
2.	521	1993 (1,049 attempts)
3.	502	1994 (1,058 attempts)
4.	472	1998 (1,065 attempts)
5.	469	1995 (1,048 attempts)
6.	443	1996 (1,021 attempts)
7.	432	1999 (1,006 attempts)
8.	422	1997 (1,007 attempts)
9.	420	2008 (923 attempts)
10.	418	2000 (991 attempts)

FIELD GOALS ATTEMPTED

Game

1.	101	vs. U.S. International, 12/9/89
2.	99	vs. Troy St., 1999
3.	97	vs. Western Kentucky, 1974



Arkansas led the nation in field goal percentage at .546 in 1978, and Sidney Moncrief led the team that year at .590 (209-354).

4.	95	vs. Texas, 1957
5.	94	vs. Jackson St., 1991
	94	vs. TCU, 1964
	94	vs. Jackson St., 1992

Season

1.	2,820	1990-91 (1,414 made)
2.	2,634	1994-95 (1,223 made)
3.	2,440	1989-90 (1,229 made)
4.	2,363	1993-94 (1,154 made)
5.	2,275	1991-92 (1,128 made)
6.	2,208	1997-98 (984 made)
7.	2,206	1998-99 (980 made)
8.	2,172	1988-89 (1,071 made)
9.	2,168	1999-2000 (931 made)
10.	2,143	1995-96 (947 made)

SEC Game

1.	88	vs. Tennessee (35 made), 1993
2.	84	vs. LSU (41 made), 1994
3.	83	vs. Auburn (43 made), 1994
4.	83	vs. Ole Miss (38 made), 1992
5.	82	vs. Florida (37 made), 1998
6.	81	vs. Ole Miss (38 made), 1992
7.	80	vs. Auburn (31 made), 1995
8.	78	vs. Alabama (36 made), 1994
9.	77	vs. Mississippi St. (37 made), 1997
	77	vs. Florida (37 made), 1995
	77	vs. LSU (35 made), 1999
	77	vs. Mississippi St. (26 made), 1994

SEC Season

1.	1,075	1992 (529 made)
2.	1,065	1998 (472 made)
3.	1,058	1994 (502 made)
4.	1,049	1993 (521 made)
5.	1,048	1995 (469 made)
6.	1,021	1996 (443 made)
7.	1,007	1997 (422 made)
8.	1,006	1999 (432 made)
9.	996	2009 (415 made)

FIELD-GOAL PERCENTAGE

Game

1.	.794	vs. Texas Tech, 1979 (27 of 34)
2.	.744	vs. Baylor, 1979 (29 of 39)
3.	.727	vs. Alabama St., 1984 (32 of 44)
4.	.707	vs. Rice, 1978 (29 of 41)
5.	.683	vs. SMU, 1984 (28 of 41)
6.	.680	vs. Wake Forest, 1977 (34 of 50)
7.	.679	vs. Rice, 1983 (36 of 53)
8.	.676	vs. Texas, 1985 (25 of 37)
9.	.673	vs. U.S. International, 1990 (68 of 101)
	.673	vs. SE Missouri St., 1984 (37 of 55)
11.	.671	vs. Baylor, 1990 (43 of 64)
12.	.667	vs. Texas A&M, 1982 (34 of 51)
	.667	vs. Nebraska, 1982 (26 of 39)
	.667	vs. TCU, 1978 (28 of 42)
	.667	vs. Southwest Missouri St., 1979 (38 of 57)

Season

1.	*.546	1977-78 (1,060-1,943)
2.	*.545	1976-77 (849-1,558)
3.	.537	1983-84 (831-1,547)
4.	.535	1978-79 (849-1,587)
5.	.534	1981-82 (806-1,510)
6.	.531	1975-76 (910-1,715)
7.	.530	1974-75 (807-1,524)
8.	.525	1982-83 (833-1,586)
9.	.522	1980-81 (850-1,629)
10.	.515	1984-85 (899-1,744)

* Led the NCAA

SEC Game

1.	.621	vs. Mississippi St. (41-66), 1993
2.	.607	vs. Auburn (34-56), 1992
3.	.586	vs. LSU (34-58), 1993
4.	.583	vs. Vanderbilt (28-48), 3/1/08
5.	.578	vs. LSU (37-64), 1992
6.	.577	vs. Auburn (30-52), 1/10/08
7.	.571	vs. Alabama (32-56), 1/20/01
	.571	vs. Georgia (36-63), 1993
9.	.569	vs. Auburn (29-51), 2/11/06
10.	.564	vs. Mississippi St. (31-55), 1992



SEC Season

1.	.497	1993 (521-1,049)
2.	.492	1992 (529-1,075)
3.	.474	1994 (502-1,058)
4.	.466	2007 (404-867)
5.	.453	2006 (416-918)
6.	.448	1995 (469-1,048)
7.	.443	1998 (472-1,065)
8.	.434	1996 (443-1,021)
9.	.429	1999 (432-1,006)
10.	.423	2002 (404-956)

THREE-POINT FIELD GOALS

Game

1.	#21	vs. Troy State (37 attempts), 12/10/96
2.	20	vs. Texas Southern (36 attempts), 1994
3.	19	vs. North Texas (54 attempts), 1999
	19	vs. Montevallo (36 attempts), 1994
5.	18	vs. Delaware St. (45 attempts), 1994
6.	17	vs. Auburn (28 attempts), 1998
	17	vs. Auburn (36 attempts), 1995
8.	16	vs. Louisville (36 attempts), 1998
	16	vs. Missouri (25 attempts), 1994
10.	15	vs. Centenary (36 attempts), 11/28/00
	15	vs. Providence (27 attempts), 1999
	15	vs. Jackson St. (29 attempts), 1997
	15	vs. Northern Arizona (33 attempts), 1997

SEC Record

Season

1.	**361	1994-95 (917 attempts)
2.	301	1993-94 (777 attempts)
3.	296	1998-99 (808 attempts)
4.	292	1999-00 (832 attempts)
5.	274	1996-97 (736 attempts)
6.	273	2000-01 (741 attempts)
7.	242	1990-91 (633 attempts)
8.	237	1997-98 (671 attempts)
9.	232	2001-02 (694 attempts)
10.	212	2006-07 (613 attempts)

** All-Time NCAA Record

SEC Game

1.	17	vs. Auburn (28 attempts), 1998
	17	vs. Auburn (36 attempts), 1995
3.	14	vs. Ole Miss (38 attempts), 3/4/09
	14	vs. Vanderbilt (25 attempts), 1995
	14	vs. LSU (34 attempts), 1994
6.	13	at Miss. St. (28 attempts), 2/27/02
	13	at LSU (31 attempts), 1/13/02
	13	vs. LSU (24 attempts), 2/17/01
	13	vs. Georgia (26 attempts), 3/3/01
	13	vs. LSU (23 attempts), 1992
	13	vs. Alabama (31 attempts), 1994
	13	vs. LSU (36 attempts), 1999

SEC Season

1.	143	1995 (364 attempts)
2.	135	2002 (391 attempts)
3.	133	2001 (366 attempts)
	133	2000 (369 attempts)
5.	130	1997 (377 attempts)
6.	118	1999 (345 attempts)
7.	117	1994 (340 attempts)
8.	115	1998 (302 attempts)
9.	113	2008 (306 attempts)
10.	110	1992 (275 attempts)

THREE-POINT FIELD GOAL ATTEMPTS

Game

1.	#54	vs. North Texas (19 made), 1999
2.	45	vs. Delaware St. (18 made), 1994
3.	38	vs. Ole Miss (14 made), 3/4/09
	38	vs. Texas-Arlington (14 made), 2000
	38	vs. Montevallo (14 made), 1995
6.	37	vs. UNT (10 made), 12/5/01
	37	vs. Iowa (12 made), 1999
	37	vs. Troy St. (21 made), 1997
9.	36	vs. Centenary (15 made), 11/28/00
	36	vs. LSU (13 made), 1999
	36	vs. Louisville (16 made), 1998
	36	vs. Auburn (17 made), 1995
	36	vs. Texas Southern (20 made), 1994
	36	vs. Montevallo (19 made), 1994

SEC Record



Marcus Britt hit two threes against Ole Miss last year and Arkansas made 14 as a team, which ties for the third-best school mark against an SEC opponent.

Season

1.	#917	1994-95 (361 made)
2.	832	1999-00 (292 made)
3.	808	1998-99 (296 made)
4.	777	1993-94 (301 made)
5.	741	2000-01 (273 made)
6.	736	1996-97 (274 made)
7.	694	2001-02 (232 made)
8.	671	1997-98 (237 made)
9.	633	1990-91 (242 made)
10.	613	2006-07 (212 made)

SEC Record

SEC Game

1.	38	vs. Ole Miss (14 made), 3/4/09
2.	36	vs. LSU (13 made), 1999
	36	vs. Auburn (17 made), 1995
4.	35	vs. Vanderbilt (11 made), 1997
5.	34	vs. LSU (14 made), 1994
6.	32	vs. LSU (11 made), 2000
7.	31	at LSU (13 made), 1/13/02
	31	vs. Alabama (13 made), 1994
9.	30	at Alabama (11 made), 1/30/02
	30	vs. Auburn (12 made), 1999
	30	vs. LSU (11 made), 1995
	30	vs. Kentucky (9 made), 1998
	30	vs. Tennessee (9 made), 1993

SEC Season

1.	391	2002 (135 made)
2.	377	1997 (130 made)
3.	369	2000 (133 made)
4.	366	2001 (133 made)
5.	364	1995 (143 made)
6.	356	2009 (108 made)
7.	345	1999 (118 made)
8.	340	1994 (117 made)
9.	330	2004 (98 made)
10.	316	2003 (99 made)

THREE-POINT FIELD GOAL PERCENTAGE

Game (Minimum 8 Attempts)

1.	.667	vs. LSU (10-15), 1/26/08
		vs. Prairie View A&M (8-12), 12/18/04
		vs. Western Carolina (14-21), 1999
4.	.650	vs. Hartford (13-20), 12/23/04
5.	.647	vs. Winthrop (11-17), 11/19/04
6.	.640	vs. Missouri (16-25), 1994
7.	.625	vs. Michigan St. (5-8), 1996
	.625	vs. Bethune-Cookman (10-16), 1992
	.625	vs. Auburn (10-16), 1992
	.625	vs. Florida St. (10-16), 1991

Season (Minimum 320 Attempts)

1.	.395	1992-93 (210-532)
2.	#.394	1994-95 (361-917)
	.394	1989-90 (197-500)
4.	.387	1993-94 (301-777)
5.	.382	1990-91 (242-633)
6.	.374	1991-92 (193-516)
7.	.372	2004-05 (182-489)
	.372	1996-97 (274-736)
8.	.368	2000-01 (273-741)
9.	.366	1998-99 (296-808)
10.	.363	1987-88 (119-328)

Led the SEC

SEC Game (Minimum 8 Attempts)

1.	.667	vs. LSU (10-15), 1/26/08
2.	.625	vs. Auburn (10-16), 1992
3.	.607	vs. Auburn (17-28), 1998
4.	.600	vs. South Carolina (12-20), 1998
5.	.588	vs. Mississippi St. (10-17), 2000
6.	.571	vs. Auburn (8-14), 1993
7.	.565	vs. LSU (13-23), 1992
8.	.563	vs. Vanderbilt (13-18), 3/1/08
	.563	vs. Kentucky (9-16), 1/29/06
	.563	vs. Alabama (9-16), 2/5/03
	.563	vs. Mississippi St. (9-16), 1993

SEC Season (Minimum 250 Attempts)

1.	.400	1992 (110-275)
2.	.393	1995 (143-364)
3.	.387	1993 (108-279)
4.	.381	1998 (115-302)
5.	.369	2008 (113-306)
6.	.363	2001 (133-366)
7.	.360	2000 (133-364)
8.	.354	2007 (95-268)
9.	.345	2002 (135-391)
	.345	1997 (130-377)

FREE THROWS MADE

Game

1.	48	vs. Ole Miss, 1/17/04
2.	46	vs. TCU, 1955
3.	41	vs. Kentucky, 1992
	41	vs. Rice, 1972

Season

1.	713	1990-91 (975 attempts)
2.	690	1989-90 (942 attempts)
3.	621	1971-72 (882 attempts)
4.	616	1986-87 (892 attempts)
5.	609	1994-95 (902 attempts)
6.	604	1991-92 (815 attempts)
7.	587	1988-89 (868 attempts)
8.	585	1977-78 (781 attempts)
9.	583	1970-71 (820 attempts)
10.	567	1993-94 (834 attempts)

SEC Game

1.	48	vs. Ole Miss (53 attempts), 1/17/04
2.	41	vs. Kentucky (49 attempts), 1992
3.	32	vs. Auburn (39 attempts), 1992
	32	vs. Ole Miss (41 attempts), 1994
	32	vs. Ole Miss (45 attempts), 1995
6.	30	vs. Ole Miss (39 attempts), 1992
	30	vs. Kentucky (40 attempts), 1993
8.	29	vs. Ole Miss (40 attempts), 2/15/06
9.	28	vs. Alabama (35 attempts), 1/29/09
	28	vs. Ole Miss (42 attempts), 1993

SEC Season

1.	300	1992 (400 attempts)
2.	281	1995 (395 attempts)
3.	269	1994 (386 attempts)
4.	258	1993 (369 attempts)
5.	248	2006 (359 attempts)
6.	234	1998 (353 attempts)
7.	225	1996 (352 attempts)
8.	217	2007 (309 attempts)
9.	212	2001 (302 attempts)
10.	209	1999 (300 attempts)

FREE THROWS ATTEMPTED

Game	
1.	65 vs. TCU, 1955
2.	55 vs. Rice, 1972
3.	53 vs. Ole Miss, 1/17/04
	53 vs. Northeastern Illinois, 1997
5.	49 vs. Kentucky, 1992
	49 vs. Northeast Louisiana, 1991

Season	
1.	975 1990-91 (713 made)
2.	942 1989-90 (690 made)
3.	902 1994-95 (609 made)
4.	892 1986-87 (616 made)
5.	882 1971-72 (621 made)
6.	868 1988-89 (587 made)
7.	834 1993-94 (567 made)
8.	820 1970-71 (583 made)
9.	815 1991-92 (604 made)
10.	799 1982-83 (505 made)

SEC Game	
1.	53 vs. Ole Miss (48 made), 1/17/04
2.	49 vs. Kentucky (41 made), 1992
3.	46 vs. Ole Miss (26 made), 1998
4.	45 vs. Ole Miss (32 made), 1995
5.	42 vs. Florida (26 made), 2/18/06
	42 vs. Ole Miss (28 made), 1993
7.	41 vs. Ole Miss (32 made), 1994
8.	40 vs. Ole Miss (29 made), 2/15/06
	40 vs. Kentucky (30 made), 1993
10.	39 vs. Auburn (32 made), 1992
	39 vs. Ole Miss (30 made), 1992

SEC Season	
1.	400 1992 (300 made)
2.	395 1995 (281 made)
3.	386 1994 (269 made)
4.	369 1993 (258 made)
5.	359 2006 (248 made)
6.	353 1998 (234 made)
7.	352 1996 (225 made)
8.	311 2008 (203 made)
9.	309 2007 (217 made)
10.	303 2005 (203 made)
	302 2001 (212 made)

FREE-THROW PERCENTAGE

Game (Minimum 10 Attempts)	
1.	1.000 vs. Centenary (12-12), 1975
	1.000 vs. Texas Tech (12-12), 1966
3.	.952 vs. SMU (20-21), 1978
4.	.941 vs. LSU (16-17), 2/12/05
	.941 vs. Houston (16-17), 1978
6.	.938 vs. Rice (30-32), 1982
7.	.937 vs. TCU (15-16), 1959
8.	.923 vs. SMU (12-13), 1978
	.923 vs. SMU (12-13), 1961
	.923 vs. Tennessee (12-13), 1993

Season (Minimum 450 Attempts)	
1.	.776 1961-62 (502-647)
2.	.750 1965-66 (411-548)
3.	.749 1977-78 (585-781)
4.	.746 1962-63 (434-582)
5.	#.741 1991-92 (604-815)
6.	.737 1967-68 (440-597)
7.	.732 1989-90 (690-942)
8.	.731 1990-91 (713-975)
9.	.721 1975-76 (419-581)
10.	.718 1979-80 (438-610)
	.718 1966-67 (328-457)

Led the SEC

SEC Game (Minimum 12 Attempts)	
1.	.941 vs. LSU (16-17), 2/12/05
2.	.923 vs. Vanderbilt (12-13), 1997
	.923 vs. Tennessee (12-13), 1993
4.	.917 vs. South Carolina (22-24), 2/21/04
	.917 vs. Alabama (11-12), 1999
	.917 vs. South Carolina (11-12), 1994
7.	.875 vs. South Carolina (14-16), 1999
	.875 vs. Alabama (14-16), 2000
9.	.870 vs. Auburn (20-23), 1998
	.870 vs. Mississippi St. (20-23), 1996

SEC Season (Minimum 250 Attempts)

1.	.750 1992 (300-400)
2.	.711 1995 (281-395)
3.	.702 2007 (217-309)
	.702 2001 (212-302)
5.	.699 1993 (258-369)
6.	.697 1994 (269-386)
7.	.697 1999 (209-300)
8.	.696 1997 (188-270)
9.	.691 2006 (248-359)
10.	.689 2004 (199-289)


REBOUNDING

Game	
1.	77 vs. Jackson St., 11/22/02
2.	73 vs. Rice, 1960
3.	72 vs. Texas, 1957
4.	71 vs. Rockhurst, 1972
	71 vs. Ole Miss, 1965

Season	
1.	1,540 1990-91 (38 games)
2.	1,528 1994-95 (39 games)
3.	1,416 1993-94 (34 games)
4.	1,352 1973-74 (26 games)
5.	1,319 1991-92 (34 games)
6.	1,314 1995-96 (33 games)
7.	1,306 1997-98 (33 games)
8.	1,296 1989-90 (35 games)
9.	1,274 2007-08 (35 games)
10.	1,266 1998-99 (34 games)

SEC Game	
1.	61 vs. Ole Miss, 1992
2.	51 vs. Alabama, 1998
3.	49 vs. Auburn, 2/14/01
	49 vs. Mississippi St., 1997
5.	48 vs. LSU, 1994
6.	47 vs. Ole Miss, 2/9/08
	47 vs. LSU, 1995
	47 vs. Alabama, 1995
9.	46 at Vanderbilt, 2/26/03
	46 vs. Auburn, 1999
	46 vs. Tennessee, 1998
	46 vs. Ole Miss, 1994

SEC Season	
1.	616 1994 (16 games)
2.	615 1996 (16 games)
3.	600 1998 (16 games)



Michael Sanchez made five free throws against Alabama last year and the Razorbacks made 28 as a team, matching the ninth-best mark in school history for an SEC game.

4.	592 1995 (16 games)
5.	580 2008 (16 games)
	580 2003 (16 games)
7.	572 1992 (16 games)
8.	571 2007 (16 games)
9.	568 2006 (16 games)
10.	557 2009 (16 games)

REBOUNDING AVERAGE

Season	
1.	52.0 1973-74 (1,352 - 26 games)
2.	47.5 1971-72 (1,236 - 36 games)
3.	45.9 1972-73 (1,193 - 26 games)
4.	45.5 1961-62 (1,092 - 24 games)
5.	44.0 1962-63 (1,056 - 24 games)
6.	43.9 1965-66 (1,010 - 23 games)
7.	42.0 1971-72 (1,091 - 26 games)
8.	#41.6 1993-94 (1,416 - 34 games)
9.	39.9 1975-76 (1,118 - 28 games)
10.	39.8 1995-96 (1,314 - 33 games)

Led the SEC

SEC Season	
1.	38.5 1994 (616 - 16 games)
2.	38.4 1996 (615 - 16 games)
3.	37.5 1998 (600 - 16 games)
4.	37.0 1995 (592 - 16 games)
5.	36.2 2008 (580 - 16 games)
	36.2 2003 (580 - 16 games)
7.	35.8 1992 (572 - 16 games)
8.	35.7 2007 (571 - 16 games)
9.	35.5 2006 (568 - 16 games)
10.	34.8 2009 (557 - 16 games)

STEALS

Game	
1.	26 vs. La-Monroe, 11/25/00
2.	24 vs. Maryland-Eastern Shore, 1/2/01
3.	21 vs. Grambling, 12/31/00
	21 vs. Jackson St., 1997
	21 vs. Mississippi St., 1992
6.	20 vs. Ole Miss, 1995
	20 vs. Montevallo, 1994
	20 vs. Rice, 1991
	20 vs. Texas A&M, 1991
10.	19 vs. Maine, 11/12/01
	19 vs. Bethune-Cookman, 1998
	19 vs. Vanderbilt, 1992
	19 vs. Baylor, 1991

Season	
1.	*467 1990-91 (38 games)
2.	*#445 1994-95 (39 games)
3.	388 1989-90 (35 games)
4.	#379 1999-00 (34 games)
5.	372 1988-89 (32 games)
6.	#365 2000-01 (31 games)
7.	#358 1991-92 (34 games)
8.	356 1997-98 (33 games)
9.	#352 1992-93 (31 games)
10.	352 1993-94 (34 games)

* Led the NCAA || # Led the SEC

SEC Game	
1.	21 vs. Mississippi St., 1992
2.	20 vs. Ole Miss, 1995
3.	19 vs. LSU, 2001
	19 vs. Vanderbilt, 1992
5.	18 vs. LSU, 1998
	18 vs. Mississippi St., 1993
7.	17 vs. Ole Miss, 2/2/00
	17 vs. Ole Miss, 1/5/00
	17 vs. LSU, 1999
	17 vs. Vanderbilt, 1996

SEC Season	
1.	185 1992 (16 games)
2.	176 1995 (16 games)
3.	169 1993 (16 games)
4.	164 1998 (16 games)
5.	162 2001 (16 games)
6.	161 2000 (16 games)
7.	159 1999 (16 games)



- 8. 152 1997 (16 games)
- 9. 147 1994 (16 games)
- 10. 146 2002 (16 games)

ASSISTS

Game	
1. 47	vs. U.S. International, 12/9/89
2. #40	vs. Troy St., 12/10/96
3. 35	vs. Montevallo, 1994
4. 32	vs. Jackson St., 1997
32	vs. Texas Southern, 1994
32	vs. Mississippi St., 1993
32	vs. Quincy College, 1992
32	vs. Bethune-Cookman, 1992
32	vs. Georgia St., 1991
10. 31	vs. Centenary, 1995
31	vs. Tulsa, 1994
31	vs. Jackson St., 1993

SEC Record

Season	
1. 819	1990-91 (38 games)
2. *721	1994-95 (39 games)
3. *687	1993-94 (34 games)
4. 674	1991-92 (34 games)
5. 667	1989-90 (35 games)
6. 582	1992-93 (31 games)
7. 570	1988-89 (32 games)
8. 563	1998-99 (33 games)
9. 526	1997-98 (33 games)
10. 521	2006-07 (35 games)

* Led the NCAA

SEC Game	
1. 32	vs. Mississippi St., 1993
2. 27	vs. Auburn, 1999
3. 26	vs. LSU, 1999
26	vs. LSU, 1995
5. 25	vs. Alabama, 1/6/07
25	vs. Auburn, 1995
25	vs. South Carolina, 1992
8. 24	vs. Tennessee 2/25/06
24	vs. Kentucky, 1993
24	vs. Alabama, 1992

SEC Season	
1. 299	1993 (16 games)
2. 292	1994 (16 games)
292	1992 (16 games)
4. 264	1995 (16 games)
5. 245	2007 (16 games)
245	1998 (16 games)
7. 236	1999 (16 games)
8. 230	1996 (16 games)
9. 229	2002 (16 games)
10. 228	2008 (16 games)
228	1997 (16 games)

BLOCKED SHOTS

Game	
1. #18	vs. Missouri, 1996
2. 16	vs. Texas, 1990
3. 15	vs. South Alabama, 1991
4. 14	vs. Stephen F. Austin St., 11/18/06
14	vs. Louisiana Tech, 1991
6. 13	vs. Prairie View A&M, 12/18/04
	vs. Alabama St., 1998

SEC Record

Season	
1. 229	1990-91 (38 games)
2. 221	2006-07 (35 games)
3. 194	2005-06 (32 games)
4. 182	2007-08 (35 games)
5. 172	1989-90 (35 games)
6. 170	1991-92 (34 games)
7. 158	1997-98 (33 games)
8. 156	2004-05 (30 games)
147	1988-89 (32 games)
147	1995-96 (33 games)
147	1998-99 (34 games)
147	1977-78 (36 games)



Jannero Pargo had seven steals against Louisiana-Monroe in 2001 when Arkansas set a single-game record with 26.

SEC Game	
1. 10	vs. Ole Miss, 1/13/07
10	vs. Alabama, 1/6/07
10	vs. Alabama, 2/21/06
10	vs. Ole Miss, 1/25/06
10	vs. Alabama, 1/19/00
10	vs. Georgia, 1997
7. 9	vs. Tennessee, 1998
9	vs. LSU, 1998
9	vs. Florida, 1996
9	vs. Ole Miss, 1995
9	vs. Florida, 1992

SEC Season	
1. 98	2007 (16 games)
2. 88	2006 (16 games)
3. 79	2008 (16 games)
4. 78	1998 (16 games)
5. 76	2001 (16 games)
6. 71	1992 (16 games)
7. 65	1999 (16 games)
8. 60	2005 (16 games)
59	1995 (16 games)
10. 58	1996 (16 games)

PERSONAL FOULS

Game	
1. 38	vs. Missouri, 1961
2. 37	vs. SMU, 1952
3. 36	vs. TCU, 1976
4. 35	vs. South Carolina, 3/11/04
35	at Illinois, 12/8/01
35	vs. Cincinnati, 1996
35	vs. Rice, 1957
8. 33	vs. Ole Miss, 1999
33	vs. Texas, 1991
10. 32	vs. Ole Miss, 2/2/00
32	vs. Vanderbilt, 1993
32	vs. Florida St., 1990

Season	
1. 789	1994-95 (39 games)
2. 775	1990-91 (38 games)
3. 728	1986-87 (33 games)
4. 708	1993-94 (34 games)
5. 707	1992-93 (31 games)
6. 705	1999-2000 (34 games)

- 7. 688 1989-90 (35 games)
- 8. 683 1984-85 (35 games)
- 9. 680 1997-98 (33 games)
- 10. 678 1995-96 (33 games)

SEC Game	
1. 33	vs. Ole Miss, 1999
2. 32	at Mississippi St., 2/27/02
3. 32	vs. Ole Miss, 2/2/00
32	vs. Vanderbilt, 1993
5. 30	vs. Ole Miss, 1/31/01
30	vs. Alabama, 1/19/00
30	vs. LSU, 2000 1/26/00
30	vs. Alabama, 1993
9. 29	at Alabama, 1/30/02
29	vs. Florida, 1/26/02

SEC Season	
1. 364	1993 (16 games)
2. 361	2002 (16 games)
3. 350	1998 (16 games)
4. 347	1994 (16 games)
5. 345	2000 (16 games)
6. 338	2003 (16 games)
7. 334	1996 (16 games)
8. 333	1999 (16 games)
9. 332	2001 (16 games)
10. 324	1997 (16 games)

TURNOVERS

Game	
1. 32	vs. Providence, 11/16/07
32	vs. Grambling, 1987
3. 31	vs. Alcorn St., 1996
4. 29	vs. Missouri, 1997
29	vs. Mercer, 1983
29	vs. Southern Miss., 1981
7. 28	vs. Auburn, 2/5/00
28	vs. Cincinnati, 1996
28	vs. Southeast Missouri St., 1993
10. 27	vs. Jackson St., 11/22/02
27	vs. LSU, 2/17/01
27	vs. McNeese St., 1997
27	vs. Jackson St., 1994

Season	
1. 633	1994-95 (39 games)
2. 575	1990-91 (38 games)
3. 563	1986-87 (33 games)
4. 560	1977-78 (36 games)
5. 558	1995-96 (33 games)
548	1997-98 (33 games)
7. 539	1993-94 (34 games)
8. 538	1984-85 (35 games)
9. 532	2006-07 (35 games)
10. 531	2007-08 (35 games)

SEC Game	
1. 28	vs. Auburn, 2/5/00
2. 27	vs. LSU, 2/17/01
3. 25	at South Carolina, 2/21/09
25	vs. Alabama, 1998
25	vs. Ole Miss, 1997
25	vs. Kentucky, 1997
7. 24	vs. Tennessee, 2/24/07
24	at Auburn, 3/5/05
24	at Ole Miss, 1/25/03
24	vs. Ole Miss, 1997
24	vs. Kentucky, 1996
24	vs. Ole Miss, 1994

SEC Season	
1. 258	2003 (16 games)
2. 256	2007 (16 games)
3. 252	1998 (16 games)
4. 251	2001 (16 games)
5. 248	1995 (16 games)
6. 244	1996 (16 games)
7. 241	1994 (16 games)
8. 239	1997 (16 games)
9. 236	1999 (16 games)
10. 233	2000 (16 games)

Team Comparisons

Season	'49-50	'50-51	'51-52	'52-53	'53-54	'54-55	'55-56	'56-57	'57-58	'58-59	'59-60	'60-61	'61-62	'62-63	'63-64	'64-65	'65-66	'66-67	'67-68	'68-69	'69-70
Games	24	24	24	21	23	24	24	24	27	24	24	23	24	24	23	23	23	23	24	24	24
RAZORBACKS																					
Tot. Pts.	1139	1122	1187	1382	1496	1727	1616	755	1628	1491	1706	1738	1730	1734	1675	1730	1727	1388	1716	1601	1724
Avg. Pts.	47.4	46.8	49.4	65.8	65.0	72.0	67.3	62.9	60.3	62.1	71.1	75.6	72.1	72.3	72.4	75.2	75.1	60.3	71.5	66.7	71.8
FG	425	408	435	484	505	565	571	541	625	571	599	655	614	650	647	649	658	530	638	621	699
FGA	NA	1312	1331	1558	1605	1579	1642	1749	1835	1572	1559	1497	1576	1556	1560	1471	1509	1188	1436	1415	1597
FG Pct.	NA	.345	.326	.311	.314	.358	.347	.309	.341	.363	.384	.437	.390	.418	.415	.441	.436	.446	.444	.439	.438
3-Pt. FG	--	--	--	--	--	--	--	--	--	--	--	--	--	--	--	--	--	--	--	--	--
3-Pt. Att.	--	--	--	--	--	--	--	--	--	--	--	--	--	--	--	--	--	--	--	--	--
3-Pt. Pct.	--	--	--	--	--	--	--	--	--	--	--	--	--	--	--	--	--	--	--	--	--
FT	289	306	317	414	486	597	474	469	378	349	508	428	502	434	381	432	411	328	440	359	334
FTA	525	492	547	656	755	867	715	717	598	538	684	574	647	582	524	578	548	457	597	539	488
FT Pct.	.550	.622	.579	.632	.643	.689	.663	.654	.632	.648	.743	.745	.776	.746	.727	.747	.750	.718	.737	.666	.700
Rebounds	--	--	--	924	872	1050	1147	1225	1228	1095	1117	1043	1092	1056	999	954	1010	746	952	916	934
Reb. Avg.	--	--	--	44.0	37.9	43.8	47.8	51.0	45.5	45.6	46.5	45.3	45.5	44.0	43.4	41.5	43.9	32.4	39.7	38.2	38.9
Assists	--	--	--	--	--	--	--	--	--	--	--	--	--	--	--	--	--	--	--	--	--
Steals	--	--	--	--	--	--	--	--	--	--	--	--	--	--	--	--	--	--	--	--	--
Blocks	--	--	--	--	--	--	--	--	--	--	--	--	--	--	--	--	--	--	--	--	--
Turnovers	--	--	--	--	--	--	--	--	--	--	--	--	--	--	--	--	--	--	--	--	--
Fouls	492	516	577	518	618	517	376	483	530	444	486	476	535	507	520	455	434	383	481	470	465
OPPONENTS																					
Season	'49-50	'50-51	'51-52	'52-53	'53-54	'54-55	'55-56	'56-57	'57-58	'58-59	'59-60	'60-61	'61-62	'62-63	'63-64	'64-65	'65-66	'66-67	'67-68	'68-69	'69-70
Tot. Pts.	1171	1101	1275	1322	1432	1715	1551	788	1580	1535	1676	1597	1665	1686	1732	1725	1631	1511	1760	1600	1836
Avg. Pts.	48.8	45.8	53.1	62.9	62.3	71.4	64.6	65.6	58.5	63.9	69.8	69.5	69.4	70.3	75.3	75.0	71.0	65.7	73.3	66.7	76.5
FG	405	376	460	401	414	548	558	528	532	568	593	570	578	597	620	652	611	578	641	578	693
FGA	NA	1199	1363	1187	1269	1463	1478	1364	1500	1425	1482	1347	1430	1460	1448	1446	1407	1251	1468	1260	1540
FG Pct.	NA	.314	.336	.337	.326	.374	.377	.387	.354	.398	.400	.423	.404	.409	.428	.451	.434	.462	.443	.459	.450
3-Pt. FG	--	--	--	--	--	--	--	--	--	--	--	--	--	--	--	--	--	--	--	--	--
3-Pt. Att.	--	--	--	--	--	--	--	--	--	--	--	--	--	--	--	--	--	--	--	--	--
3-Pt. Pct.	--	--	--	--	--	--	--	--	--	--	--	--	--	--	--	--	--	--	--	--	--
FT	361	349	355	520	604	619	435	523	516	399	490	457	509	492	492	421	409	355	458	444	440
FTA	589	561	571	796	953	889	633	793	753	591	703	666	716	700	696	602	573	495	639	625	610
FT Pct.	.613	.622	.622	.653	.634	.695	.687	.659	.685	.675	.697	.686	.712	.703	.707	.699	.714	.717	.717	.710	.738
Rebounds	--	--	--	803	844	939	1012	1051	1090	1031	1064	931	1035	1089	1086	975	1014	838	979	879	1109
Reb. Avg.	--	--	--	38.2	36.7	39.1	42.2	43.8	40.4	43.0	44.3	40.5	43.1	45.4	47.2	42.4	44.1	34.9	40.8	36.6	46.2
Assists	--	--	--	--	--	--	--	--	--	--	--	--	--	--	--	--	--	--	--	--	--
Steals	--	--	--	--	--	--	--	--	--	--	--	--	--	--	--	--	--	--	--	--	--
Blocks	--	--	--	--	--	--	--	--	--	--	--	--	--	--	--	--	--	--	--	--	--
Turnovers	--	--	--	--	--	--	--	--	--	--	--	--	--	--	--	--	--	--	--	--	--
Fouls	460	491	513	438	500	508	432	430	458	406	478	400	482	424	413	428	438	384	467	425	391



RAZORBACKS

RAZORBACKS

Season	'70-71	'71-72	'72-73	'73-74	'74-75	'75-76	'76-77	'77-78	'78-79	'79-80	'80-81	'81-82	'82-83	'83-84	'84-85	'85-86	'86-87	'87-88	'88-89	'89-90	'90-91
Games	26	26	26	26	26	28	28	36	30	29	32	29	30	32	35	28	33	30	32	35	38
Tot. Pts.	2245	2301	2173	2212	1911	2239	2073	2705	2238	1938	2199	2054	2171	2154	2284	1955	2578	2264	2870	3345	*3783
Avg. Pts.	86.3	88.5	83.5	85.1	73.5	80.0	74.0	75.1	74.6	66.8	68.7	70.8	72.4	67.3	65.3	69.8	78.1	75.5	89.7	95.6	99.6
FG	831	840	850	913	807	910	849	1060	849	750	850	806	833	831	899	754	908	839	1071	1229	1414
FGA	1754	1830	1749	2014	1524	1715	1558	1943	1587	1486	1629	1510	1586	1547	1744	1644	1997	1734	2172	2440	2820
FG Pct.	.474	.459	.486	.453	.530	.531	*.545	*.546	.535	.505	.522	.534	.525	.537	.515	.459	.455	.484	.493	.504	.501
3-Pt. FG	--	--	--	--	--	--	--	--	--	--	--	--	--	--	--	--	146	119	141	197	242
3-Pt. Att.	--	--	--	--	--	--	--	--	--	--	--	--	--	--	--	--	410	328	387	500	633
3-Pt. Pct.	--	--	--	--	--	--	--	--	--	--	--	--	--	--	--	--	.356	.363	.354	.394	.382
FT	583	621	473	383	297	419	375	585	540	438	499	442	505	492	486	447	616	467	587	690	713
FTA	820	882	689	557	417	581	577	781	753	610	722	657	799	732	750	673	892	696	868	942	975
FT Pct.	.711	.704	.687	.688	.712	.721	.650	.749	.717	.718	.691	.673	.632	.672	.648	.664	.691	.671	.676	.732	.731
Rebounds	1091	1236	1193	1352	931	1118	1031	1242	1133	895	1021	862	998	992	1021	977	1261	1077	1231	1296	1540
Reb. Avg.	42.0	47.5	45.9	52.0	35.8	39.9	36.8	34.5	37.8	30.9	31.9	29.7	33.3	31.0	29.2	34.9	38.2	35.9	38.5	37.0	40.5
Assists	--	--	--	--	269	NA	270	425	404	340	386	448	385	463	518	361	434	407	570	667	819
Steals	--	--	--	--	NA	NA	169	245	143	194	249	247	277	236	232	198	313	271	372	388	*467
Blocks	--	--	--	--	--	--	--	147	97	76	95	64	38	55	67	114	142	139	147	172	229
Turnovers	--	--	--	--	NA	NA	438	560	459	404	479	431	519	525	538	431	563	433	463	455	575
Fouls	528	576	478	465	483	584	507	572	557	553	592	524	556	598	683	656	728	586	654	688	775

OPPONENTS

Season	'70-71	'71-72	'72-73	'73-74	'74-75	'75-76	'76-77	'77-78	'78-79	'79-80	'80-81	'81-82	'82-83	'83-84	'84-85	'85-86	'86-87	'87-88	'88-89	'89-90	'90-91
Tot. Pts.	2344	2328	2055	2315	1707	1901	1701	2218	1878	1745	1913	1770	1836	1886	2158	1983	2434	1946	2414	2792	3054
Avg. Pts.	90.2	89.5	79.0	89.0	65.7	67.9	60.8	61.6	62.6	60.2	59.8	61.0	61.2	58.9	61.7	70.8	73.8	64.9	75.4	79.8	80.4
FG	927	901	877	1023	693	771	707	942	757	678	767	724	765	752	845	739	886	693	875	1016	1146
FGA	1873	1861	1942	2162	1532	1698	1669	2195	1743	1442	1663	1519	1559	1557	1717	1580	2005	1626	1969	2252	2558
FG Pct.	.495	.484	.452	.473	.452	.454	.424	.429	.434	.470	.461	.477	.491	.483	.492	.468	.442	.426	.444	.451	.448
3-Pt. FG	--	--	--	--	--	--	--	--	--	--	--	--	--	--	--	--	106	136	150	190	184
3-Pt. Att.	--	--	--	--	--	--	--	--	--	--	--	--	--	--	--	--	314	338	442	472	511
3-Pt. Pct.	--	--	--	--	--	--	--	--	--	--	--	--	--	--	--	--	.338	.402	.339	.403	.360
FT	491	526	301	269	321	359	287	334	364	389	379	323	306	382	468	505	556	424	514	570	578
FTA	686	787	448	398	459	542	423	486	523	563	569	464	495	555	676	761	849	628	753	807	895
FT Pct.	.716	.668	.672	.676	.699	.662	.678	.687	.696	.691	.666	.696	.618	.688	.692	.664	.655	.675	.683	.706	.646
Rebounds	1210	1236	1128	1188	808	878	865	1109	884	839	928	852	820	784	962	1022	1279	989	1246	1399	1554
Reb. Avg.	46.6	47.5	43.4	45.7	31.1	31.4	30.9	30.8	29.5	28.9	29.0	29.4	27.3	24.5	27.5	36.5	38.8	33.0	38.9	40.0	40.9
Assists	--	--	--	--	195	NA	NA	358	300	285	339	310	345	379	450	403	500	358	505	536	592
Steals	--	--	--	--	NA	NA	NA	182	144	151	166	186	207	196	197	153	248	164	194	208	257
Blocks	--	--	--	--	--	--	--	60	52	62	80	68	92	78	82	71	64	57	76	88	91
Turnovers	--	--	--	--	NA	NA	NA	501	342	400	486	514	574	486	541	427	596	525	689	724	854
Fouls	630	620	694	544	482	569	543	724	679	605	661	586	676	692	723	612	743	630	725	739	769

RAZORBACKS

Season	'91-92	'92-93	'93-94	'94-95	'95-96	'96-97	'97-98	'98-99	'99-00	'00-01	'01-02	'02-03	'03-04	'04-05	'05-06	'06-07	'07-08	'08-09
Games	34	31	34	39	33	32	33	34	34	31	29	28	28	30	32	35	35	30
Tot. Pts.	3053	2695	3176	*3416	2560	2527	2716	2675	2529	2476	2171	1726	1928	2147	2359	2487	2593	2238
Avg. Pts.	89.8	86.9	93.4	87.6	77.6	79.0	82.3	78.7	74.4	79.9	74.9	61.6	68.9	71.6	73.7	71.1	74.1	74.6
FG	1128	995	1154	1223	947	919	984	980	931	881	775	611	678	773	841	881	936	797
FGA	2275	2039	2363	2634	2143	2078	2208	2206	2168	1990	1777	1556	1629	1692	1837	1910	2001	1821
FG Pct.	.496	.488	.488	.464	.442	.442	.446	.444	.429	.443	.436	.393	.416	.457	.458	.461	.468	.438
3-Pt. FG	193	210	*301	**361	190	274	237	*296	292	273	232	170	180	182	179	212	207	202
3-Pt. Att.	516	532	777	917	586	736	671	808	832	741	694	548	573	489	533	613	607	608
3-Pt. Pct.	.374	.395	.387	.394	.324	.372	.353	.366	.351	.368	.334	.310	.314	.372	.336	.346	.341	.332
FT	604	495	567	609	476	415	511	419	375	441	389	334	392	419	498	513	514	442
FTA	815	721	834	902	763	611	788	632	622	639	598	548	577	632	720	730	758	679
FT Pct.	.741	.687	.680	.675	.624	.679	.648	.663	.603	.690	.651	.609	.679	.663	.692	.703	.678	.651
Rebounds	1319	1065	1416	1528	1314	1155	1306	1266	1159	1100	930	1063	967	1022	1118	1234	1274	1129
Reb. Avg.	38.8	34.4	41.6	39.2	39.8	36.1	39.6	37.2	34.1	35.5	32.1	38.0	34.5	34.1	34.9	35.3	36.4	37.6
Assists	674	582	*687	*721	501	509	526	563	458	476	445	275	363	435	495	521	505	390
Steals	358	352	352	*445	300	318	356	332	379	365	305	181	220	262	266	240	241	227
Blocks	170	97	129	129	147	124	158	147	120	124	99	99	108	156	194	221	182	86
Turnovers	500	451	539	633	558	494	548	494	494	451	413	467	386	427	428	532	531	419
Fouls	614	707	708	789	678	638	680	633	705	654	654	588	555	555	541	612	662	521

OPPONENTS

Season	'91-92	'92-93	'93-94	'94-95	'95-96	'96-97	'97-98	'98-99	'99-00	'00-01	'01-02	'02-03	'03-04	'04-05	'05-06	'06-07	'07-08	'08-09
Tot. Pts.	2613	2403	2569	3115	2442	2281	2389	2443	2372	2132	2108	1863	1921	1885	2076	2311	2392	2213
Avg. Pts.	76.9	77.5	75.6	79.9	74.0	71.3	72.4	71.9	69.8	68.8	72.7	66.5	68.6	62.8	64.9	66.0	68.3	73.8
FG	959	838	898	1094	832	801	844	858	799	712	676	618	664	653	752	826	838	796
FGA	2124	1856	2234	2503	2074	1886	2010	2056	1873	1763	1591	1475	1529	1591	1806	2009	1967	1791
FG Pct.	.452	.452	.402	.437	.401	.425	.420	.417	.427	.404	.425	.419	.434	.410	.416	.411	.426	.444
3-Pt. FG	233	190	217	312	219	194	220	250	206	180	190	160	180	162	212	225	228	244
3-Pt. Att.	519	510	732	858	696	568	619	705	570	590	570	482	531	524	558	683	680	661
3-Pt. Pct.	.409	.373	.296	.364	.315	.342	.355	.355	.361	.305	.333	.332	.339	.309	.380	.329	.335	.369
FT	462	537	556	615	559	485	481	477	568	528	566	467	413	417	360	434	488	377
FTA	707	843	817	914	838	742	736	721	834	794	810	686	622	630	543	620	700	568
FT Pct.	.653	.637	.681	.673	.667	.654	.654	.662	.681	.665	.699	.681	.664	.662	.663	.700	.697	.664
Rebounds	1196	1270	1377	1582	1362	1279	1325	1370	1374	1278	1182	911	1028	995	1111	1148	1127	1079
Reb. Avg.	35.2	41.0	40.5	40.6	41.3	40.0	40.2	40.3	40.4	41.2	40.8	32.5	36.7	33.2	34.7	32.8	32.2	36.0
Assists	550	482	481	631	490	449	459	493	449	371	384	323	384	354	380	434	443	479
Steals	207	185	236	276	275	208	218	197	214	190	168	209	162	199	209	269	234	187
Blocks	119	86	101	128	109	78	112	111	97	106	91	109	93	81	120	117	138	150
Turnovers	645	680	725	785	650	663	749	618	720	666	571	372	463	508	536	487	517	455
Fouls	659	639	685	790	673	581	668	617	623	596	552	509	531	537	617	645	669	575

* Led NCAA | ** All-Time NCAA Record

Arkansas' 127 Century Efforts

(Record: 122-5)

Opponent	Result	Score	Year	Opponent	Result	Score	Year
U.S. International	W	166-101	12/9/89	Baylor	L	110-111	3/27/71
Troy State	W	137-70	12/10/96	Hardin Simmons	W	110-101	1/7/71
Montevallo	W	131-63	2/5/94	Florida State	W	109-92	1/21/91
Baylor	W	131-109	2/29/72	Rice	W	109-80	3/9/91
Texas Southern	W	129-63	12/28/93	Texas	W	109-100	1/25/90
Bethune-Cookman	W	128-46	12/4/91	Alabama-Birmingham	W	109-95	1/27/90
Jackson State	W	126-88	12/29/89	Southern Utah	W	109-76	1/24/89
Jackson State	W	124-74	11/22/96	TCU	W	109-99	2/19/74
Delaware State	W	123-66	12/11/93	Bethune-Cookman	W	108-42	12/2/97
Quincy College	W	123-60	1/2/91	LSU	W	108-105 (OT)	3/2/94
Jackson State	W	123-76	12/21/92	Texas A&M	W	108-61	3/8/91
Montevallo	W	122-64	2/25/95	Rice	W	108-72	3/10/89
Grambling	W	121-66	12/30/00	Alabama State	W	108-65	12/15/82
Centenary	W	121-94	12/16/94	TCU	W	108-65	2/10/79
Missouri	W	120-68	12/2/93	TCU	W	108-77	3/5/64
Texas	W	120-89	3/10/91	Portland State	W	107-69	11/18/05
Loyola-Marymount	W	120-101	3/16/89	Jackson State	W	107-78	1/22/00
Providence	W	118-79	1/23/99	Auburn	W	107-83	2/21/98
Tulsa	W	118-69	2/25/89	Vanderbilt	W	107-70	11/14/90
Auburn	W	117-105	1/15/94	Houston	W	107-79	3/5/89
Georgia State	W	117-76	3/15/91	Pittsburg (Kan.) State	W	107-82	12/10/70
Delaware State	W	117-75	12/26/89	LSU	W	106-92	3/3/92
Alcorn State	W	116-75	12/2/95	Baylor	W	106-74	2/26/91
Northwestern (La.) State	W	115-47	12/20/00	Morgan State	W	106-57	12/13/86
Baylor	W	115-75	3/10/90	Baylor	W	106-71	3/2/85
Mississippi State	W	115-58	2/20/93	Rice	W	106-81	2/9/74
Northeastern Illinois	W	114-56	11/16/97	LSU	W	105-81	1/31/95
Ole Miss	W	114-93	1/18/92	Kentucky	W	105-88	1/25/92
Louisiana Tech	W	114-97	12/15/90	UNLV	L	105-112	2/10/91
Northeast Louisiana	W	114-92	12/31/90	South Alabama	W	105-90	11/29/89
Texas A&M	W	114-100	2/21/90	Texas	W	105-82	2/8/89
Texas Tech	W	113-86	1/12/91	Florida State	L	105-112 (OT)	1/18/89
Texas A&M	W	113-88	1/23/91	Rice	W	105-79	3/3/73
Rice	W	113-108	3/4/72	Auburn	W	104-88	2/24/99
Kansas State	W	112-88	12/1/90	Missouri	W	104-93	12/5/95
Rice	W	112-87	2/27/88	Alabama-Birmingham	W	104-72	1/30/91
Northwestern (La.) State	W	111-76	12/4/93	Rice	W	104-80	3/3/90
Texas A&M	W	111-72	2/23/91	Missouri-St. Louis	W	104-78	1/6/73
Rice	W	111-68	2/11/76	TCU	W	104-94	3/5/63
Auburn	W	110-92	1/4/91	Rice	W	104-84	1/30/62
Oklahoma	W	110-88	11/16/90	Ole Miss	W	104-72	1953
				Alabama State	W	103-48	12/31/97
				North Carolina A&T	W	103-49	11/30/95
				Jackson State	W	103-87	11/30/94
				Tulsa	W	103-84	3/25/94
				Texas	W	103-96 (OT)	2/4/90
				South Alabama	W	103-71	1/2/89
				Kansas	W	103-86	12/6/86
				SMU	W	103-96	2/24/73
				Rice	W	103-95	2/5/72
				Prairie View A&M	W	102-50	12/18/04
				Alcorn State	W	102-59	12/28/99
				Texas-Arlington	W	102-95	11/22/99
				Tennessee	W	102-96	3/6/98
				Alabama	W	102-81	2/16/94
				Oregon	W	102-75	11/26/89
				Eastern New Mexico	W	102-55	12/30/75
				Rockhurst	W	102-72	12/9/71
				Mississippi State	W	102-71	1953
				Northern Arizona	W	101-75	3/12/96
				Iowa	W	101-92	12/30/94
				Tulsa	W	101-87	12/23/92
				Kentucky	W	101-94	2/10/93
				South Alabama	W	101-82	12/30/91
				LSU	W	101-90	1/11/92
				South Alabama	W	101-91	12/11/90
				Texas	W	101-89	1/10/91
				Alcorn State	W	101-55	12/15/87
				Sedalia (Mo.) AAB	W	101-73	1946
				Maryland-Eastern Shore	W	100-40	1/2/01
				Texas A&M	W	100-84	1/20/90
				Houston	W	100-89	1/22/90
				Texas Tech	W	100-77	2/7/90
				North Texas	W	100-77	12/30/98
				Louisville	W	100-83	12/9/97
				Ole Miss	W	100-87	2/5/98
				Ole Miss	W	100-83	3/7/92
				Rice	W	100-87	2/2/91
				Texas	W	100-76	3/12/89
				TCU	W	100-60	2/11/89
				Texas A&M	W	100-97 (20T)	2/24/87
				TCU	W	100-65	1/17/76
				MacMurray (Ill.)	W	100-66	1/4/75
				Western Kentucky	L	100-102	12/3/73
				Texas A&M	W	100-89	1/22/72
				Oklahoma	L	100-115	1/5/71

LARGEST WINNING MARGINS

Margin	Opponent	Score	Year
1. 82	Bethune-Cookman	128-46	12/4/91
2. 74	at Ozark Athletic Club	81-7	1925-26
3. 68	Northwestern (La.) St.	115-47	12/20/00
68	Montevallo	131-63	2/5/94
5. 67	Troy State	137-70	12/10/96
6. 66	Bethune-Cookman	108-42	12/2/97
66	Texas Southern	129-63	12/28/93
66	Baylor	94-28	1944-45
9. 65	U.S. International	166-101	12/9/89
10. 64	Sedalia AAB	101-37	1945-46
11. 63	Quincy College (PB)	123-60	1/2/92
12. 61	Fort Smith High School Faculty	69-8	1923-24
13. 60	Maryland-Eastern Shore	100-40	1/2/01
60	Baylor	90-30	1944-45
15. 59	Texas A&M	80-21	1944-45
58	Northeastern Illinois	114-56	11/16/97
58	Fort Smith National Guard	64-6	1925-26

LARGEST LOSING MARGINS

Margin	Opponent	Score	Year
1. 51	at Ole Miss	117-66	12/10/73
2. 40	at Mississippi State	79-39	1951-52
3. 38	Parks Clothiers AAU	66-28	1938-39
4. 37	at Kentucky	76-39	1948-49
5. 35	at Cincinnati	92-57	1/18/97
35	Cincinnati	97-62	1957-58
7. 34	at Baylor	110-76	1/24/70
8. 32	Pittsburgh (Honolulu, Hawaii)	114-82	12/29/86
9. 31	North Carolina (Raleigh, N.C.)	108-77	3/23/08
31	at Pittsburg State	51-20	1929-30

LARGEST SEC WINNING MARGINS

Margin	Opponent	Score	Year
1. 57	Mississippi State	115-58	2/20/93
2. 36	Auburn	95-59	1/22/05
3. 34	Mississippi State	98-64	1/21/97
4. 33	Auburn	75-42	2/11/97
5. 29	Alabama	87-58	1/20/01
6. 27	Alabama	88-61	1/6/07
7. 26	LSU	87-61	2/20/08
26	South Carolina	79-53	1/22/94
26	Ole Miss	87-61	1/5/94
10. 25	LSU	82-57	1/11/97
11. 24	Auburn	107-83	2/21/98
24	LSU	105-81	1/31/95
13. 23	Ole Miss	69-46	1/5/05
23	Tennessee	77-54	2/5/97
15. 22	Georgia	89-67	3/1/09
22	Auburn	74-52	2/4/04
22	LSU	86-64	1/27/99
22	at Ole Miss	85-63	2/27/93
19. 21	Alabama	102-81	2/16/94
21	at Ole Miss	114-93	1/18/92
21	Mississippi State	99-78	1/15/92
22. 20	Mississippi State	78-58	1/30/08
20	LSU	72-52	1/20/07
20	Auburn	84-64	2/11/06
20	at Georgia	74-54	1/12/00
20	Mississippi State	82-62	2/13/99
20	Alabama	73-53	2/26/97
20	Vanderbilt	91-71	2/12/92

LARGEST SEC LOSING MARGINS

Margin	Opponent	Score	Year
1. 30	at Mississippi St.	84-54	2/8/03
2. 29	vs. LSU (New Orleans, La.)	85-56	3/13/03
3. 25	at Mississippi St.	80-55	1/15/05
25	at Auburn	101-76	1/6/96
5. 24	at Mississippi St.	84-60	2/14/07
6. 22	vs. Auburn	73-51	1/24/09
22	at Tennessee	93-71	2/13/08
8. 21	at Alabama	88-67	2/25/09
21	at Georgia	71-50	1/31/04
21	at LSU	96-75	1/26/00
21	at Mississippi State	83-62	2/4/95



Jonathon Modica scored 16 points in Arkansas' most recent 100-point outing, the 107-69 victory over Portland State on Nov. 18, 2005.

Miscellaneous Records



Marcus Britt had four steals and two assists in last year's win over No. 7 Texas, which gave Arkansas 21 all-time victories over teams ranked in the top 10.

INDIVIDUAL

Consecutive Games Started

96, Lee Mayberry (11/27/88; 2/23/91)

Most Games Played in a Career

139, Lee Mayberry (89-92)

Consecutive Free Throws Made

48, Rickey Medlock (12/21/74; 3/4/75, 20 games)

Consecutive Games with a 3-Point Field Goal

60, Pat Bradley (1997-98) (Also an SEC record)

Most Points in Consecutive Games

82, Martin Terry (35 at TCU, 2/20/73; 47 vs. SMU, 2/24/73)

Double-Doubles in a Career

42, Dean Tolson, 1972-74; 36, Joe Kleine, 1983-85; 34, Derek Hood, 1996-99

Double-Doubles in a Season

18, Derek Hood, 1999; 16, Dean Tolson, 1974; 15, Joe Kleine, 1984; 15, Dean Tolson, 1973

Consecutive Double-Doubles:

9, Dean Tolson, Feb. 2-March 2, 1974; 6, Derek Hood, Feb. 20-March 7, 1999

Triple-Doubles

Alvin Robertson, 23 points, 11 rebounds, 10 assists at Texas, 1/19/84 (W 70-66); Courtney Fortson, 20 points, 10 rebounds, 11 assists vs. North Carolina Central, 12/10/08 (W 98-70)

TEAM

All-Time Record

1,487-822 (.644), 86 seasons

All-Time Conference Record

737-467 (.612)

All-Time SEC Record

151-137 (.524), 18 seasons

All-Time SWC Record

586-330 (.640), 68 seasons

All-Time Conference Tournament Record

43-27 (.614)

All-Time SEC Tournament Record

20-17 (.541)

All-Time SWC Tournament Record

23-10 (.697)

All-Time NCAA Tournament Record

40-29 (.578)

All-Time Record as a Ranked Team

378-101 (.789): 169-12 at home (.934); 103-48 away (.682); 106-41 at neutral sites (.721)

All-Time Record as a Top 10 Ranked Team

190-43 (.815): 80-4 at home (.952); 47-21 away (.691); 63-18 at neutral sites (.778)

All-Time Record as a Top Five Team

113-24 (.825): 52-1 at home (.981); 28-15 away (.651); 33-8 at neutral sites (.805)

All-Time Record as the No. 1-Ranked Team

16-4 (.800): 8-0 at home (1.000); 6-2 away (.750); 2-2 at neutral sites (.500)

All-Time Record vs. Ranked Teams

79-104 (.432): 39-19 at home (.672); 9-43 away (.173); 31-42 at neutral sites (.425)

All-Time Record vs. Top 10 Teams

21-43 (.328): 14-5 at home (.737); 2-18 away (.100); 5-20 at neutral sites (.200)

All-Time Record vs. Top Five Teams

14-29 (.326): 7-3 at home (.700); 1-11 away (.083); 6-15 at neutral sites (.286)

All-Time Record vs. No. 1-Ranked Teams

1-7 (.125): 0-1 at home (.000); 0-2 away (.000); 1-4 at neutral sites (.200)

All-Time Record in Top 25 Match-ups

(both teams ranked)

38-39 (.494): 13-4 at home (.765); 3-13 away (.188); 22-22 at neutral sites (.500)

Barnhill Arena

313-103 (.752)

Bud Walton Arena

210-50 (.808)

All-Time Record at Little Rock/North Little Rock, Ark.

81-22 (.786)

All-Time Record at Pine Bluff, Ark.

28-2 (.933)

Consecutive Winning Seasons

26 (1924-49)

Consecutive Non-Losing Seasons

28 (1924-51)

Consecutive Season-Opening Wins

25 (1924-48)

Longest Winning Streak

31 Games (1927-29)

Consecutive Conference Wins

21 (1926-29)

Consecutive Conference Losses

9 (1970-71)

Fewest Wins

5 (69-70, 70-71)

Fewest Losses

1 (27-28, 28-29)

Fewest Points

519 (16 games 1926-27)

643 (20 games or more 1929-30)

Greatest Scoring Margin

19.2 (90-91)

Lowest Scoring Average

28.0 (29-30, 643 in 23 games)

Worst Winning Percentage

.192 (5 wins 21 losses, 1970-71)

Most Points Allowed

3115 (1994-95; 39 games)

Fewest Points Allowed

374 (16 games; 1926-27)

448 (20 games or more 1925-26)

Longest Losing Streak

10 games (1970-71)

Fewest Personal Fouls

434 (1965-66)

Fewest Rebounds

862 (1981-82)

Smallest Victory Margin

65 one-point games (Last game 92-91 vs. No. 4 Tennessee, 3/15/08)

Smallest Defeat Margin

60 one-point games (78-77 at LSU, 2/8/06)

Most Points in a Loss

110 vs. Baylor 111 OT, 3/2/71

All-Time Overtime Record

37-29, .561 (5-2 in 2 OT; 0-1 in 3OT)

Last OT Game

Ole Miss 98, Arkansas 91, 3/4/09

Last 2 OT Game

Arkansas 100, Texas A&M 97, 2/24/87

Last 3 OT Game

Houston 90, Arkansas 84, 2/9/80

Most OT Games in a Season

5 in 1985-86 (3 wins, 2 losses)

Most Points on Opponent Floor

117 (Arkansas 117, Auburn 105, 1/15/94)

Most Points Neutral Floor

120 (Arkansas 120, Texas 89, 3/10/91; Arkansas 120, Loyola-Marymount 101, 3/16/89)

Most Points 1st Half

78 vs. US International, 12/9/89

Most Points 2nd Half

88 vs. US International, 12/9/89

Most Points in OT

19 vs. LSU, 3/3/92; Arkansas 106, LSU 92

Fewest Points, Both Teams

28 (SMU 17, Arkansas 11 in 1923)

Fewest Points Allowed

6 (Arkansas 64, Fort Smith National Guard 6 in 1925)

Modern Record for Fewest Points Allowed (since 1935)

14 (Arkansas 39, Baylor 14 in 1936)


Fewest Turnovers

4 vs. South Carolina, 3/8/07; at Miss. State, 1/7/06; vs. Texas, 2/2/80

All-Time Series Standings/Records

ALL-TIME SERIES STANDINGS

Air Force	1-1
Alabama	26-22
Alabama-Birmingham	2-0
Alabama State	6-0
Alaska-Anchorage	1-0
Alcorn State	3-0
Albright (Pa.)	0-1
American University (PR)	0-1
Appalachian St.	0-1
Arizona	6-2
Arizona State	1-0
Arkansas State	5-0
Arkansas Tech	1-0
Auburn	23-15
Austin Peay	2-0
Baptist College	1-0
Baylor	94-46
Bethune-Cookman	3-0
Biscayne	1-0
Boise State	1-0
Brigham Young	0-1
Bucknell	0-1
Butler	0-1
California	1-0
California-Davis	1-0
Cal State-Fullerton	1-0
California Hayward	1-0
Canisius (N.Y.)	0-1
Centenary	21-4
Central Arkansas	4-0
Central Florida	1-0
Central Michigan	1-0
Central Missouri College	1-0
Central Missouri State	3-0
Central Oklahoma State	2-0
Chaminade	1-0
Chicago State	1-0
Cincinnati	1-3
City College, N.Y.	2-0
Clemson	1-0
Coastal Carolina	2-0
College of Charleston	1-0
College of Ozarks	3-0
Connecticut	0-2
Cornell	0-1
Creighton	1-1
Culver-Stockton (Mo.)	1-0
Dayton	1-0
Delaware State	3-0
Denver University	1-0
DePaul	0-1
Drake	1-0
Drury College	10-1
Duke	2-1
East Central Oklahoma	3-0
Eastern Kentucky	1-0
Eastern Michigan	1-0
East New Mexico	1-0
East Tennessee State	1-0
Elon	1-0
Florida	10-12
Florida A&M	2-0
Florida State	1-1
Fordham	1-1
Fresno State	1-0
Gardner-Webb	1-0
Georgetown	2-2
Georgia	15-10
Georgia Southern	1-0
Georgia State	2-0
Georgia Tech	1-3
Grambling	3-0
Hardin-Simmons	3-1
Hartford	1-0
Hawaii	2-0
Hendrix	8-0
Hofstra	2-0
Holy Cross	1-0
Houston	21-16
Idaho State	0-2
Illinois	0-5
Illinois State	0-1
Indiana	1-1
Indiana State	2-2
Iowa	2-3
Iowa State	1-3
Jackson State	12-0
Jacksonville State	1-0
Jacksonville Univ.	1-0
Kansas	5-8
Kansas State	3-7
Kent State	1-0
Kentucky	7-23
Kentucky Wesleyan	0-1
Lamar Tech	1-0
LaSalle	0-1
Lipscomb	1-0
Long Island	0-1
Louisiana-Lafayette	1-1
Louisiana-Monroe	8-1
Louisiana State	28-20
Louisiana Tech	5-0
Louisville	3-3
Loyola (Calif.)	3-0
Loyola (Chicago)	0-1
Loyola (New Orleans)	1-0
MacMurray (Ill.)	1-0
Maine	1-0
Marist	1-0
Maryland	1-2
Maryland-Eastern Shore	1-0
Marquette	1-0
Massachusetts	0-2
McNeese State	1-0
Memphis	11-10
Mercer	4-0
Mexico University	1-0
Miami, Florida	0-1
Michigan	2-3
Michigan State	0-2
Minnesota	2-1
Mississippi (Ole Miss)	40-24
Mississippi College	1-0
Mississippi State	26-21
Mississippi Valley	2-0
Missouri	19-18
Missouri State	17-6
Missouri-Kansas City	1-0
Missouri St. Louis	4-1
Missouri Western	1-0
Montevallo	3-0
Morgan State	1-0
Murray State	4-2
Nebraska	6-2
Nevada-Las Vegas	1-2
New Mexico State	2-0
New York University	0-3
Nicholls St.	1-0
North Carolina	3-4
North Carolina A&T	2-0
North Carolina Central	1-0
North Carolina-Greensboro	1-0
North Carolina State	0-1
Northern Arizona	1-0
North Texas	13-0
Northeastern Illinois	1-0
NE Oklahoma State	24-0
NW Oklahoma State	1-0
Northwestern (La.) State	7-1
Notre Dame	1-0
Oakland	1-0
Ohio State	2-1
Oklahoma	13-10
Oklahoma State	14-26
Oklahoma City	8-4
Oral Roberts	9-2
Oregon	3-0
Oregon State	0-1
Quachita Baptist	1-0
Penn State	1-0
Pepperdine	1-0
Pittsburg (Kan.) State	15-8
Pittsburgh	2-2
Portland State	1-0
Prairie View A&M	1-0
Princeton	1-0
Providence	1-2
Purdue	1-1
Quincy College	1-0
Radford	1-0
Rice	101-40
Rider College	1-0
Rockhurst	4-0
St. John's	1-1
St. Peter's	2-0
Saint Louis	3-7
Samford	2-0
Sam Houston State	2-0
San Diego State	2-0
San Francisco	2-0
San Francisco State	0-1
Santa Clara	1-0
Siena	1-0
South Alabama	5-0
South Carolina	12-9
South Dakota	1-0
Southeast Missouri State	5-1
Southeastern Louisiana	3-0
Southeastern Oklahoma State	9-2
Southern Colorado	1-0
Southern California	0-3
Southern Illinois	3-2
Southern Methodist	94-58
Southern Mississippi	5-1
Southern (La.) University	1-0
Southern Utah	2-0
SW Kansas State	0-1
Southwestern (Tenn.)	1-0
Stanford	0-1
Stephen F. Austin	3-0
St. Joseph's (Pa.)	1-0
Syracuse	1-0
Tennessee	12-14
Tennessee-Chattanooga	1-0
Tennessee Martin	2-0
Tennessee State	3-0
Texas	85-65
Texas St.	3-0
Texas-Arlington	5-0
Texas-Pan American	2-0
Texas-San Antonio	4-0
Texas A&M	96-50
Texas Christian	104-38
Texas Southern	4-0
Texas Tech	38-39
Texas Wesleyan	1-0
Toledo	1-0
Troy	2-1
Tulane	5-0
Tulsa	36-23
U.C. Santa Barbara	0-1
UCLA	1-2
U.S. International	1-0
Utah	0-1
Utah State	0-1
Vanderbilt	15-8
Villanova	0-3
Virginia	3-4
Virginia Commonwealth	1-0
Virginia Military	2-1
Wabash	1-0
Wake Forest	2-0
Washburn	0-1
Washington (Mo.)	2-0
Washington State	0-1
Weber State	2-0
West Virginia	1-0
Western Carolina	1-1
Western Illinois	3-0
Westminster (Pa.)	0-1
West Texas State	2-1
Western Kentucky	4-2
Wichita State	1-1
Winthrop	1-0
Wisconsin-Parkside	1-0
Wofford	1-0
Wyoming	2-1



Rotnei Clarke made 6-of-10 threes and scored 26 points in last year's home win over Alabama.

1967-68	L 82-65	A	1983-84	W 86-80	H
1968-69	W 52-48	N (LR)	1985-86	W 87-69	N (LR)
1986-87	L 87-76	A	1991-92	W 96-80	N (PB)
1987-88	W 80-55	N (LR)	1997-98	W 103-48	H
1990-91	W 93-70	N (Charlotte)	1998-99	W 73-43	H
1991-92	L 65-63	A			
	W 90-87	H	Alaska-Anchorage		
	L 90-89	N (Birmingham)	Arkansas leads 1-0		
1992-93	W 74-66	H	Neutral: 1-0		
	L 93-82	A	1980-81	W 92-58	N (PB)
1993-94	L 66-64	A			
	W 102-81	H	Alcorn St.		
1994-95	L 88-70	H	Arkansas leads 3-0		
	W 86-80	A	Home: 2-0		
	W 69-58	N (Atlanta)	1987-88	W 101-55	H
1995-96	W 71-63	A	1995-96	W 116-75	H
	L 98-89	H	1999-00	W 102-59	H
1996-97	W 72-68	A			
	W 73-53	H	Albright (Pa.)		
1997-98	W 77-70	H	Albright leads 1-0		
	L 65-63	A	Away: 0-1		
1998-99	L 67-60	H	1943-44	L 47-40	A
	L 84-79	A			
1999-00	L 73-64	A	American University (PR)		
	W 81-66	H	American leads 1-0		
2000-01	W 87-58	H	Away: 0-1		
	W 66-63	A	1997-98	L 64-59	A
2001-02	L 109-94	A			
	W 67-59	H	Appalachian St.		
2002-03	L 61-51	A	Appalachian St. leads 1-0		
	W 81-70	H	Neutral: 0-1		
2003-04	L 81-65	A	2007-08	L 74-67	N (NLR)
	L 72-68 (OT)	H			
2004-05	L 64-61	H	Arizona		
	L 72-63	A	Arkansas leads 6-2		
2005-06	L 78-75 (OT)	A	Home: 2-1		
	W 65-63	H	Away: 1-0		
2006-07	W 88-61	H	Neutral: 3-1		
	W 63-57	A	1948-49	W 65-44	H
2007-08	W 71-67 (OT)	H	1952-53	W 68-51	N (Dallas)
	L 59-56	A	1966-67	W 65-61	N (Los Angeles)
2008-09	W 89-80	H	1990-91	L 89-77	N (New York)
	L 88-67	A	1991-92	W 65-59	H
			1992-93	W 86-80	A
			1993-94	W 91-82	N (Charlotte)
			1995-96	L 83-73	H
			Arizona St.		
			Arkansas leads 1-0		
			Neutral: 1-0		
			1990-91	W 97-90	N
			Alabama St.		
			Arkansas leads 6-0		
			Home: 4-0		
			Neutral: 2-0		
			1982-83	W 108-65	H

All-Time Series Results

Air Force					
Tied 1-1					
Away: 0-1					
Neutral: 1-0					
1975-76	L 59-58	A			
1976-77	W 72-54	N (LR)			
Alabama					
Arkansas leads 26-22					
Since Ark. Joined the SEC in '91-92: Tied 19-19					
Home: 13-5					
Away: 5-15					
Neutral: 8-2					
1947-48	W 42-35	N (Memphis)			
1949-50	W 41-33	N (Okla. City)			
1950-51	W 46-34	N (Okla. City)			
1954-55	L 84-67	N (Houston)			
1960-61	W 83-76	N (LR)			

Arkansas St.	
Arkansas leads 5-0	
Home: 3-0	
Away: 1-0	
Neutral: 1-0	
1924-25	W 31-9 H
1925-26	W 32-14 H
1926-27	W 42-12 H
1947-48	W 76-59 A
1986-87	W 67-64 N
Arkansas Tech	
Arkansas leads 1-0	
Home: 1-0	
1950-51	W 50-45 H
Auburn	
Arkansas leads 23-15	
Since Ark. Joined the SEC in '91-92:	
Ark. leads 23-14	
Home: 15-3	
Away: 7-11	
Neutral: 1-1	
1967-68	L 65-58 N (Okla. City)
1991-92	W 110-92 H
	W 82-74 A
1992-93	L 100-89 H
	L 81-80 A
1993-94	W 117-105 A
	W 91-81 H
1994-95	L 104-90 A
	W 68-66 H
1995-96	L 101-76 A
	W 87-77 H
1996-97	W 56-55 A
	W 75-42 H
1997-98	W 79-65 A
	W 107-83 H
1998-99	L 83-66 A
	W 104-88 H
1999-00	L 73-55 A
	W 64-55 H
	W 75-67 N (Atlanta)
2000-01	W 82-72 H
	L 71-63 A
2001-02	W 83-77 A
	W 62-60 H
2002-03	L 52-37 H
	L 69-54 A
2003-04	L 70-63 A
	W 74-52 H
2004-05	W 95-59 H
	L 77-64 A
2005-06	W 68-52 A
	W 84-64 H
2006-07	W 65-57 H
	L 67-59 A
2007-08	W 76-70 A
	W 77-64 H
2008-09	L 73-51 H
	L 75-62 A
Austin Peay	
Arkansas leads 2-0	
Home: 2-0	
1983-84	W 68-63 H
2008-09	W 89-80 H
Baptist College	
Arkansas leads 1-0	
Home: 1-0	
1984-85	W 74-55 H
Baylor	
Arkansas leads 94-46	
Home: 53-11	
Away: 36-33	
Neutral: 5-2	
1923-24	L 33-29 A
	W 28-14 A
1924-25	W 39-14 H
	W 23-14 H
1925-26	W 22-9 A
	W 19-14 A
1927-28	W 59-21 A
	W 34-21 A
1928-29	W 59-24 H
	W 71-23 H
1929-30	W 30-23 A
	W 27-21 A
1930-31	L 29-27 H
	W 29-25 H
1931-32	L 34-28 A
	W 42-31 A
1932-33	W 34-19 H
	W 39-30 H
1933-34	W 31-29 A
	L 31-20 A

1934-35	W 37-27 H
	W 48-30 H
1935-36	W 44-26 A
	W 39-14 A
1936-37	L 25-22 H
	W 42-24 H
1937-38	L 54-47 A
	W 54-45 A
1938-39	W 46-38 H
	W 40-36 H
1939-40	L 40-24 A
	L 47-39 A
1940-41	W 62-48 H
	W 36-31 H
1941-42	W 53-43 A
	W 50-45 A
1942-43	W 68-25 H
	W 40-38 H
1943-44	W 45-28 A
	W 36-34 A
1944-45	W 94-28 H
	W 90-30 H
1945-46	W 49-37 A
	L 40-28 A
1946-47	W 55-50 H
	W 68-57 H
1947-48	L 42-38 A
	L 55-47 A
1948-49	L 41-37 H
	W 52-46 A
1949-50	L 60-49 N (LR)
	L 52-42 A
1950-51	W 69-55 H
	W 55-44 A
1951-52	W 58-44 N (Dallas)
	W 54-38 A
	L 44-39 H
1952-53	W 49-47 H
	L 74-68 A
1953-54	L 63-59 A
	W 73-51 H
1954-55	W 73-63 H
	W 75-72 A
1955-56	L 63-67 N (Houston)
	W 85-64 A
	W 36-31 H
1956-57	L 52-51 H
	L 67-61 A
1957-58	W 68-53 A
	W 79-55 H
1958-59	W 60-57 N (Houston)
	L 64-58 A
	W 59-53 H
1959-60	W 71-66 N (Houston)
	W 90-83 (2OT) A
	W 83-74 H
1960-61	W 74-58 A
	W 70-48 H
1961-62	L 76-60 A
	W 76-75 H
1962-63	W 75-65 H
	W 67-61 A
1963-64	L 95-74 A
	W 73-61 H
1964-65	L 84-75 A
	W 78-73 H
1965-66	W 78-59 H
	L 82-71 A
1966-67	L 65-53 A
	L 68-55 H
1967-68	L 80-69 A
	L 71-64 H
1968-69	L 74-72 H
	L 66-54 A
1969-70	L 110-76 A
	W 76-75 H
1970-71	L 92-91 A
	L 110-111 (OT) H
1971-72	L 93-84 A
	W 131-109 H
1972-73	L 76-70 H
	W 76-74 A
1973-74	L 94-68 A
	W 92-62 H
1974-75	L 73-69 A
	W 83-64 H
1975-76	L 84-81 A
	W 86-64 H
1976-77	W 68-59 A
	W 77-73 H
1977-78	W 56-55 (OT) A
	W 82-56 H
1978-79	L 70-67 H
	W 71-62 A
1979-80	W 71-57 H
	W 70-51 A
1980-81	L 67-58 A

1981-82	W 67-50 H
	W 70-58 H
	L 56-55 (OT) A
1982-83	W 65-60 H
	W 81-66 A
1983-84	W 57-50 A
	W 63-44 H
1984-85	W 64-57 (OT) A
	W 106-71 H
1985-86	W 81-76 (OT) H
	L 65-64 A
1986-87	L 83-82 A
	W 71-67 H
1987-88	W 70-62 H
	L 58-57 A
1988-89	W 88-58 A
	W 89-54 H
1989-90	W 99-84 H
	L 82-77 A
	W 115-75 N (Dallas)
1990-91	W 73-68 A
	W 106-74 H
2007-08	W 85-78 N (Dallas)
Bethune-Cookman	
Arkansas leads 3-0	
Home: 3-0	
1989-90	W 91-61 H
1991-92	W 128-46 H
1997-98	W 108-42 H
Biscayne	
Arkansas leads 1-0	
Neutral: 1-0	
1981-82	W 91-61 N (LR)
Boise State	
Arkansas leads 1-0	
Home: 1-0	
1975-76	W 72-56 H
Brigham Young	
Brigham Young leads 1-0	
Neutral: 0-1	
1947-48	L 68-58 N (Los Angeles)
Bucknell	
Bucknell leads 1-0	
Neutral: 1-0	
2005-06	L 59-55 N (Dallas)
Butler	
Butler leads 1-0	
Away: 0-1	
1930-31	L 31-21 A

California	
Arkansas leads 1-0	
Neutral: 1-0	
1986-87	W 74-58 N (Honolulu)
California-Davis	
Arkansas leads 1-0	
Home: 1-0	
2008-09	W 68-59 H
Cal State-Fullerton	
Arkansas leads 1-0	
Neutral: 1-0	
1977-78	W 61-58 N (Albuquerque, N.M.)
California Hayward	
Arkansas leads 1-0	
Home: 1-0	
1976-77	W 89-59 H
Canisius (N.Y.)	
Canisius leads 1-0	
Away: 0-1	
1948-49	L 60-51 A
Centenary	
Arkansas leads 21-4	
Home: 12-3	
Away: 6-1	
Neutral: 3-0	
1925-26	W 69-21 H
	W 43-9 H
1959-60	W 75-55 H
1960-61	W 71-61 H
1965-66	W 90-61 A
1966-67	L 81-80 H
1967-68	W 85-65 A
	W 90-82 N (LR)
1968-69	W 64-61 A
	W 79-50 H
	W 56-48 N (LR)
1970-71	W 71-61 A
1972-73	L 80-72 H
1973-74	L 98-96 H
1974-75	L 74-72 A
1978-79	W 77-57 H
1979-80	W 65-53 H
	W 70-62 A
1980-81	W 78-64 H
1981-82	W 87-60 H
1982-83	W 79-51 A
1987-98	W 61-48 H
1999-00	W 73-55 N (NLR)
2000-01	W 88-57 H
2002-03	W 75-51 H

Central Arkansas	
Arkansas leads 4-0	
Home: 1-0	
Away: 3-0	
1933-34	W 54-30 A
1935-36	W 42-38 A
	W 66-27 A
1946-47	W 59-39 H
Central Florida	
Arkansas leads 1-0	
Neutral: 1-0	
1984-85	W 59-45 N (PB)
Central Michigan	
Arkansas leads 1-0	
Home: 1-0	
2006-07	W 75-59 H
Central Missouri College	
Arkansas leads 1-0	
Home: 1-0	
1951-52	W 52-42 H
Central Missouri St.	
Arkansas leads 3-0	
Home: 3-0	
1937-38	W 43-36 H
1939-40	W 60-46 H
1941-42	W 44-36 H
Central Oklahoma St.	
Arkansas leads 2-0	
Home: 2-0	
1941-42	W 43-23 H
	W 42-25 H
Chaminade	
Arkansas leads 1-0	
Neutral: 1-0	
1991-92	W 99-84 N (Maui)
Chicago St.	
Arkansas leads 1-0	
Neutral: 1-0	
1987-88	W 78-68 N (PB)
Cincinnati	
Cincinnati leads 3-1	
Home: 0-1	
Away: 0-1	
Neutral: 1-1	
1957-58	L 97-62 N (Lawrence, Kan.)
1994-95	W 84-75 N (Honolulu)
1995-96	L 82-67 H
1996-97	L 92-57 A
City College, N.Y.	
Arkansas leads 2-0	
Away: 2-0	
1943-44	W 39-37 A
1944-45	W 59-47 A
Clemson	
Arkansas leads 1-0	
Neutral: 1-0	
1961-62	W 62-60 N (Greenville, S.C.)
Coastal Carolina	
Arkansas leads 2-0	
Neutral: 2-0	
1987-88	W 81-59 N (LR)
1992-93	W 93-74 N (LR)
College of Charleston	
Arkansas leads 1-0	
Neutral: 1-0	
2007-08	W 75-49 N (San Juan, Puerto Rico)
College of the Ozarks	
Arkansas leads 3-0	
Away: 3-0	
1924-25	W 27-18 A
1927-28	W 53-27 A
	W 59-20 A
Connecticut	
Connecticut leads 2-0	
Neutral: 0-2	
1996-97	L 74-64 N (New York)
2005-06	L 77-68 N (Maui)
Cornell	
Cornell leads 1-0	
Neutral: 0-1	
1972-73	L 78-77 N (LR)



In the second game of collegiate career, Michael Sanchez had a double-double of 12 points and 12 rebounds against California-Davis.



Creighton
Tied 1-1
Away: 0-1
Neutral: 1-0
1932-33 L 29-28 A
1962-63 W 73-61 N (Okla. City)
Culver-Stockton (Mo.)
Arkansas leads 1-0
Home: 1-0
1947-48 W 68-36 H
Dayton
Arkansas leads 1-0
Neutral: 1-0
1989-90 W 86-84 N (Austin)
Delaware St.
Arkansas leads 3-0
Home: 2-0
Neutral: 1-0
1989-90 W 117-75 N (LR)
1993-94 W 123-66 H
2007-08 W 89-67 H
Denver University
Arkansas leads 1-0
Neutral: 1-0
1944-45 W 50-36 N (Okla. City)
DePaul
DePaul leads 1-0
Neutral: 0-1
1943-44 L 59-30 N (New York)
Drake
Arkansas leads 1-0
Home: 1-0
1936-37 W 31-22 H
Drury College
Arkansas leads 10-1
Home: 7-0
Away: 3-1
1927-28 W 39-20 A
1928-29 W 52-25 H
W 42-22 H
1929-30 L 28-25 A
1931-32 W 45-26 A
W 35-14 H
1938-39 W 44-21 H
W 27-19 H
1940-41 W 62-17 H
W 46-20 H
1942-43 W 42-29 A
Duke
Arkansas leads 2-1
Neutral: 2-1
1989-90 L 97-83 N (Denver)
1990-91 W 98-88 N (New York)
1993-94 W 76-72 N (Charlotte)
East Central Oklahoma
Arkansas leads 3-0
Home: 2-0
Away: 1-0
1934-35 W 50-21 A
1941-42 W 54-28 H
1942-43 W 50-35 H
Eastern Kentucky
Arkansas leads 1-0
Neutral: 1-0
1980-81 W 80-74 N (LR)
Eastern Michigan
Arkansas leads 1-0
Neutral: 1-0
2004-05 W 82-64 N (St. Thomas, U.S. Virgin Islands)
Eastern New Mexico
Arkansas leads 1-0
Home: 1-0
1975-76 W 102-55 H
East Tennessee St.
Arkansas leads 1-0
Home: 1-0
1983-84 W 79-50 H
Elon
Arkansas leads 1-0
Home: 1-0
2001-02 W 96-52 H

Florida
Florida leads 12-10
Since Ark. Joined the SEC in '91-92: Same
Home: 7-2
Away: 2-7
Neutral: 1-3
1991-92 W 75-62 H
1992-93 W 74-66 A
1993-94 W 99-87 H
1994-95 W 94-85 A
1995-96 W 75-60 H
1996-97 L 75-62 A
1997-98 W 89-94 H
1998-99 L 74-61 A
W 75-74 N (Atlanta)
1999-00 L 80-71 H
2000-01 L 73-63 A
2001-02 W 94-92 (OT) H
2002-03 L 77-66 A
2003-04 L 73-68 H

Georgia
Arkansas leads 15-10
Since Ark. Joined the SEC in '91-92: Same
Home: 7-2
Away: 3-6
Neutral: 5-2
1991-92 L 87-78 A
W 73-60 N (Birmingham)
1992-93 W 97-79 H
W 65-60 N (Lexington)
1993-94 W 74-65 A
W 95-83 N (Memphis)
1994-95 W 84-82 H
1995-96 L 71-59 A
1996-97 W 79-74 H
L 65-63 N (Memphis)
1997-98 L 86-70 A
1998-99 W 82-79 H
1999-00 W 74-54 A
W 71-64 N (Atlanta)

Hardin-Simmons
Arkansas leads 3-1
Home: 3-0
Away: 0-1
1964-65 W 68-63 H
1970-71 L 112-96 A
W 110-101 H
1977-78 W 86-55 H
Hartford
Arkansas leads 1-0
Home: 1-0
2004-05 W 87-55 H
Hawaii
Arkansas leads 2-0
Away: 2-0
1977-78 W 79-60 A
W 78-53 A
Hendrix
Arkansas leads 8-0
Home: 8-0
1923-24 W 28-18 H
W 39-21 H
1924-25 W 40-16 H
W 34-25 H
1925-26 W 43-25 H
W 39-21 H
1927-28 W 69-30 H
W 50-24 H
Hotstra
Arkansas leads 2-0
Home: 1-0
Neutral: 1-0
1974-75 W 63-58 H
1977-78 W 95-70 N (PB)
Holy Cross
Arkansas leads 1-0
Neutral: 1-0
1992-93 W 94-64 N (Winston Salem, N.C.)
Houston
Arkansas leads 21-16
Home: 13-3
Away: 6-12
Neutral: 2-1
1975-76 L 72-71 A
W 92-47 H
1976-77 W 81-70 H
W 82-80 A
W 80-74 A
1977-78 W 84-65 H
L 84-75 A
L 70-69 A
1978-79 W 62-61 A
W 78-58 H
1979-80 W 60-57 H
L 90-84 (OT) A
1980-81 L 57-54 A
W 70-55 H
1981-82 W 67-66 H
L 55-53 A
W 84-69 N (Dallas)
1982-83 L 75-60 A
L 74-66 H
1983-84 L 64-61 A
W 73-68 H
L 57-56 N (Dallas)
1984-85 L 78-73 A
W 73-59 H
1985-86 L 87-85 (OT) H
L 93-83 A
1986-87 L 60-55 A
L 57-54 H
1987-88 W 71-62 H
L 82-77 A
1988-89 W 88-87 H
W 107-79 H
1989-90 W 82-78 A
W 100-89 H
W 96-84 N (Dallas)
1990-91 W 95-79 H
W 81-74 A
Idaho St.
Idaho St. leads 2-0
Neutral: 0-2
1967-68 L 77-75 N (Okla. City)
1971-72 L 88-73 N (Logan, Utah)

Illinois
Illinois leads 5-0
Away: 0-1
Neutral: 0-4
1949-50 L 65-53 A
2001-02 L 94-91 N (Chicago)
2002-03 L 62-58 N (NLR)
2003-04 L 84-61 N (Chicago)
2004-05 L 72-60 N (NLR)
Illinois St.
Illinois St. leads 1-0
Home: 0-1
1972-73 L 81-67 H
Indiana
Tied 1-1
Away: 0-1
Neutral: 1-0
1949-50 L 75-50 A
2007-08 W 86-72 N (Raleigh, N.C.)
Indiana St.
Tied 2-2
Home: 2-0
Away: 0-1
Neutral: 0-1
1972-73 W 80-75 H
1973-74 L 92-82 A
1975-76 W 91-71 H
1978-79 L 73-71 N (Cincinnati)
Iowa
Iowa leads 3-2
Neutral: 2-3
1965-66 L 77-75 N (El Paso)
1984-85 L 71-52 N (Honolulu)
W 63-54 N (Salt Lake City)
1994-95 W 101-92 N (Honolulu)
1998-99 L 82-72 N (Denver)
Iowa St.
Iowa St. leads 3-1
Away: 0-1
Neutral: 1-2
1970-71 L 86-77 A
1971-72 L 96-93 N (LR)
1984-85 W 84-79 (OT) N (Honolulu)
1999-00 L 77-71 N (Hilo, Hawaii)
Jackson St.
Arkansas leads 12-0
Home: 9-0
Neutral: 3-0
1990-91 W 126-88 N (LR)
1991-92 W 89-66 N (LR)
1992-93 W 123-76 N (PB)
1993-94 W 96-80 H
1994-95 W 103-87 H
1995-96 W 86-77 H
1996-97 W 124-74 H
1997-98 W 97-71 H
1998-99 W 83-72 H
1999-00 W 98-60 H
2000-01 W 107-78 H
2002-03 W 81-44 H
Jacksonville St.
Arkansas leads 1-0
Home: 1-0
2004-05 W 73-67 H
Jacksonville University
Arkansas leads 1-0
Neutral: 1-0
2003-04 W 85-65 N (LR)
Kansas
Kansas leads 8-5
Home: 2-2
Away: 1-4
Neutral: 2-2
1946-47 L 53-52 N (Kansas City)
1961-62 L 85-74 A
1962-63 W 64-62 (OT) H
1963-64 L 73-60 A
1964-65 L 65-60 H
1965-66 L 81-52 A
1966-67 L 73-57 H
1976-77 W 67-63 A
1977-78 W 78-72 N (LR)
1985-86 L 89-78 A
1986-87 W 103-86 H
1990-91 L 93-81 N (Charlotte)
2005-06 W 65-64 N (Mau)



Dontell Jefferson had 13 points, five assists, four steals and two blocked shots in the 2006 victory over Kansas.

2004-05 L 82-74 A
2005-06 W 85-81 (OT) H
L 74-71 N (Nashville)
2006-07 L 79-72 A
L 77-56 N (Atlanta)
2007-08 W 80-61 H
2008-09 L 80-65 A
L 73-58 N (Tampa)
Florida A&M
Arkansas leads 2-0
Home: 2-0
1994-95 W 97-57 H
2008-09 W 86-61 H
Florida St.
Tied 1-1
Away: 1-0
Neutral: 0-1
1988-89 L 112-105 (OT) N (LR)
1990-91 W 109-92 A
Fordham
Tied 1-1
Neutral: 1-1
1967-68 L 80-73 N (Okla. City)
1983-84 W 62-61 N (Anchorage)
Fresno St.
Arkansas leads 1-0
Neutral: 1-0
1997-98 W 70-69 N (Phoenix)
Gardner-Webb
Arkansas leads 1-0
Home: 1-0
2004-05 W 79-63 H
Georgetown
Tied 2-2
Away: 0-1
Neutral: 2-1
1984-85 L 56-39 A
1993-94 W 85-73 N (Okla. City)
1994-95 W 97-79 N (Memphis)
2000-01 L 63-61 N (Boise, Idaho)

2000-01 W 82-67 H
2001-02 L 81-67 A
2002-03 L 81-64 H
2003-04 L 71-50 A
2004-05 W 62-47 H
2005-06 W 74-57 A
W 80-67 N (Nashville)
2006-07 L 67-64 H
2007-08 L 82-69 A
L 66-57 N (Atlanta)
2008-09 W 89-67 H
Georgia Southern
Arkansas leads 1-0
Home: 1-0
1971-72 W 93-91 H
Georgia St.
Arkansas leads 2-0
Home: 1-0
Neutral: 1-0
1972-73 W 70-39 H
1990-91 W 117-76 N (Atlanta)
Georgia Tech
Georgia Tech leads 3-1
Away: 0-2
Neutral: 1-1
1961-62 W 72-42 N (Greenville, S.C.)
1964-65 L 93-83 A
1965-66 L 88-75 A
1984-85 L 72-52 N (Honolulu)
Grambling St.
Arkansas leads 3-0
Home: 2-0
Neutral: 1-0
1986-87 W 84-65 N (PB)
2000-01 W 121-66 H
2003-04 W 64-46 H

Kansas State
Kansas St. leads 7-3
Home: 2-0
Away: 1-2
Neutral: 0-5

1946-47	L 56-41	N (Kansas City)
1956-57	L 70-56	A
1974-75	L 72-71 (20T)	A
1976-77	W 80-65	H
1979-80	L 66-57	N (PB)
	L 71-53	N (Lincoln, Neb.)
1980-81	L 47-46 (OT)	N (Kansas City)
1981-82	L 65-64	N (Dallas)
1990-91	W 112-88	H
1991-92	W 70-59	A

Kent St.
Arkansas leads 1-0
Neutral: 1-0

1981-82	W 91-49	N (LR)
---------	---------	--------

Kentucky
Kentucky leads 23-7
Since Ark. Joined the SEC: UK leads 18-7
Home: 4-5
Away: 2-10
Neutral: 1-8

1945-46	L 62-46	A
1948-49	L 76-39	A
1949-50	L 57-53	N (LR)
1977-78	L 64-59	N (St. Louis)
1991-92	W 105-88	A
1992-93	W 101-94	H
	L 92-81	A
1993-94	W 90-82	A
	L 90-78	N (Memphis)
1994-95	W 94-92	H
	L 95-93 (OT)	N (Atlanta)
1995-96	L 88-73	A
	L 95-75	N (New Orleans)
1996-97	L 83-73	H
1997-98	L 80-77 (OT)	A
	L 99-74	N (Atlanta)
1998-99	W 74-70	H
	L 76-63	N (Atlanta)
1999-00	L 60-55	A
	W 86-72	N (Atlanta)
2000-01	W 82-78	H
	L 87-78	N (Nashville)
2001-02	L 71-58	A
2002-03	L 66-50	H
2003-04	L 73-56	A
2004-05	L 68-67	H
2005-06	L 69-67	A
2006-07	L 82-74	H
2007-08	L 63-58	A
2008-09	L 79-63	H

Kentucky Wesleyan
Kentucky Wesleyan leads 1-0
Neutral: 0-1

1969-70	L 76-75	N (Lafayette, La.)
---------	---------	--------------------

Lamar Tech
Arkansas leads 1-0
Home: 1-0

1963-64	W 86-80	H
---------	---------	---

LaSalle
LaSalle leads 1-0
Away: 0-1

1947-48	L 69-58	A
---------	---------	---

Lipscomb
Arkansas leads 1-0
Home: 1-0

2004-05	W 83-54	H
---------	---------	---

Long Island
Long Island leads 1-0
Away: 0-1

1948-49	L 56-42	A
---------	---------	---

Louisiana-Lafayette
Tied 1-1
Home: 1-0
Away: 0-1

1963-64	W 71-65	H
1969-70	L 94-85	A

Louisiana-Monroe
Arkansas leads 8-1
Home: 6-0
Neutral: 2-1

1979-80	W 74-51	N (PB)
1982-83	W 89-76	H
1990-91	W 114-92	N (PB)

1992-93	L 87-78	N (LR)
1995-96	W 75-67	H
1998-99	W 92-70	H
2000-01	W 99-59	H
2004-05	W 85-43	H
2007-08	W 85-60	H

Louisiana St.
Arkansas leads 28-20
Since Ark. Joined the SEC in '91-92:
Ark. leads 24-15
Home: 13-5
Away: 10-10
Neutral: 5-5

1949-50	L 62-46	A
1950-51	W 64-50	N (LR)
1958-59	L 67-58	N (Shreveport)
1961-62	W 84-81 (OT)	N (Shreveport)
1962-63	L 72-70	N (LR)
1977-78	W 67-62	A
1979-80	L 56-55	N (LR)
1980-81	W 86-76	N
	L 72-56	N (New Orleans)
1991-92	W 101-90	A
	W 106-92 (OT)	H
1992-93	W 91-79	A
	W 88-75	H
1993-94	W 84-83	H
	W 108-105 (OT)	A
1994-95	W 105-81	H
	W 92-90	A
1995-96	W 76-68	H
	W 94-79	A
1996-97	W 82-57	H
	L 66-64	A
1997-98	W 62-59	H
	W 85-68	A
1998-99	W 80-75	A
	W 86-64	H
1999-00	L 96-75	A
	L 78-67	H
	W 69-67	N (Atlanta)
2000-01	W 59-52	A
	W 87-70	H
	W 77-72	N (Nashville)
2001-02	L 75-69	A
	L 67-63	H
2002-03	W 73-65	H
	L 75-56	A
	L 85-56	N (New Orleans)
2003-04	L 66-55	H
	L 65-52	A
2004-05	L 66-63 (OT)	A
	W 65-62	H
2005-06	L 63-58	H
	L 78-77	A
2006-07	W 72-52	H
	L 71-67	A
2007-08	W 68-52	A
	W 87-61	H
2008-09	L 79-69	A
	L 72-69	H

Louisiana Tech
Arkansas leads 5-0
Home: 3-0
Neutral: 2-0

1986-87	W 90-64	N (LR)
1990-91	W 114-97	N (LR)
2002-03	W 72-60	H
2003-04	W 68-56	H
2006-07	W 80-50	H

Louisville
Tied 3-3
Home: 0-1
Away: 1-0
Neutral: 2-2

1978-79	W 73-62	N (Cincinnati)
1980-81	W 74-73	N (Austin, Texas)
1981-82	L 65-63	N (Knoxville, Tenn.)
1988-89	L 93-84	N (Indianapolis)
1996-97	L 91-88 (OT)	H
1997-98	W 100-83	A

Loyola-Marymount
Arkansas leads 3-0
Home: 1-0
Neutral: 2-0

1947-48	W 60-47	N (San Francisco)
1979-80	W 76-66	H
1988-89	W 120-101	N (Indianapolis)

Loyola-Chicago
Loyola-Chicago leads 1-0
Home: 0-1

1962-63	L 81-62	A
---------	---------	---

Loyola-New Orleans
Arkansas leads 1-0
Neutral: 1-0

1965-66	W 67-57	N (El Paso)
---------	---------	-------------

MacMurray (Ill.)
Arkansas leads 1-0
Home: 1-0

1974-75	W 100-66	H
---------	----------	---

Maine
Arkansas leads 1-0
Home: 1-0

2001-02	W 64-47	H
---------	---------	---

Marist
Arkansas leads 1-0
Neutral: 0-1

2006-07	W 73-64	N (Orlando, Fla.)
---------	---------	-------------------

Maryland
Maryland leads 2-1
Home: 1-0
Away: 0-1
Neutral: 0-1

1987-88	L 88-61	A
1988-89	W 73-68	H
2005-06	L 75-62	N (Maui)

Maryland-Eastern Shore
Arkansas leads 1-0
Home: 1-0

2000-01	W 100-40	H
---------	----------	---

Marquette
Arkansas leads 1-0
Neutral: 1-0

1995-96	W 65-56	N (Providence, R.I.)
---------	---------	----------------------

Massachusetts
Massachusetts leads 2-0
Neutral: 0-2

1994-95	L 104-80	N (Springfield, Mass.)
1995-96	L 79-63	N (Atlanta)



With the 1994 national championship team in attendance, Stefan Welsh had 14 points and four assists in the win over Georgia.

McNeese St.
Arkansas leads 1-0
Home: 1-0

1996-97	W 95-68	H
---------	---------	---

Memphis
Arkansas leads 11-10
Home: 5-1
Away: 4-5
Neutral: 2-4

1966-67	L 43-36	A
1971-72	L 92-77	A
1972-73	L 87-86	N (LR)
1976-77	L 69-62	N (LR)
1977-78	W 95-70	A
1978-79	W 82-69	N (LR)

1979-80	L 74-67	A
1991-92	L 92-88	A
	L 82-80	N (Milwaukee)
1992-93	W 81-76	H
1993-94	W 96-78	A
1994-95	W 88-87	H
	W 96-91 (OT)	N (Kansas City)
1995-96	L 94-72	A
1996-97	W 79-63	H
1997-98	W 75-72	A
1998-99	W 99-74	H
1999-00	L 76-71	A
2000-01	W 74-68	H
2001-02	W 90-73	A
2002-03	L 72-67	H

Mercer
Arkansas leads 4-0
Home: 2-0
Neutral: 2-0

1980-81	W 73-67	N (Austin, Texas)
1982-83	W 82-62	N (PB)
1999-00	W 71-54	N (Hilo, Hawaii)
	W 85-60	H

Mexico University
Arkansas leads 1-0
Home: 1-0

1946-47	W 55-37	H
---------	---------	---

Miami (Fla.)
Miami leads 1-0
Neutral: 0-1

1999-00	L 75-71	N (Nashville)
---------	---------	---------------

Michigan
Michigan leads 3-2
Home: 1-0
Away: 0-1
Neutral: 1-2

1965-66	L 82-72	N (Los Angeles)
1980-81	L 78-65	A
1981-82	W 83-72	H
1993-94	W 76-68	N (Dallas)
1996-97	L 77-62	N (New York City)

Mississippi (Ole Miss)
Arkansas leads 40-24
Since Ark. Joined the SEC in '91-92:
Ole Miss leads 19-17
Home: 12-7
Away: 5-15
Neutral: 23-2

1937-38	W 47-43	N (Memphis)
	W 48-46	N (LR)
1950-51	W 45-35	N (Memphis)
	L 45-41	N (LR)
1951-52	W 66-58	N (LR)
	W 68-66	N (Memphis)
1952-53	W 104-72	N (LR)
1953-54	W 89-76	N (Memphis)
1954-55	W 74-64	N (LR)
1955-56	W 85-69	N (Memphis)
1957-58	W 61-58	N (Memphis)
1958-59	W 83-81 (OT)	N (Memphis)
1959-60	L 78-63	N (LR)
1960-61	W 77-71	N (Blytheville, Ark.)
1961-62	W 59-54	N (LR)
1962-63	W 90-60	N (Blytheville, Ark.)
1963-64	W 76-68	N (Shreveport)
1964-65	W 82-48	N (Shreveport)
1967-68	W 64-62	N (LR)
1968-69	L 65-61 (OT)	A
1973-74	L 117-66	A
1974-75	L 84-73	H
1978-79	W 67-66	N (Memphis)
1979-80	W 67-59	N (LR)
1986-87	W 70-56	N (Memphis)
1987-88	W 79-40	N (PB)
1988-89	W 74-68	N (Memphis)
1989-90	W 90-76	N (PB)
1991-92	W 114-93	A
	W 100-83	H
1992-93	W 90-78	H
	W 85-63	A
1993-94	W 87-61	H
	W 90-73	A
1994-95	L 76-71	A
	W 85-70	H
1995-96	W 63-62	A
	W 79-73	H
1996-97	L 91-74	H
	L 71-52	A
1997-98	W 100-87	H
	L 81-65	A
1998-99	L 76-65	H
	L 89-81	A
1999-00	W 71-64	H
	L 87-82	A
2000-01	L 53-48	H
	L 84-73	A
2001-02	L 70-64	H
	L 79-67	A
2002-03	L 73-54	A
	L 64-54	H
2003-04	W 86-78	H
	L 55-45	A
2004-05	W 69-46	H
	W 66-65	A
2005-06	W 71-58	H
	L 73-70	A
2006-07	L 74-72	A
	W 83-66	H
2007-08	W 75-69	H
	L 81-72	A
2008-09	L 74-65	A
	L 98-91 (OT)	H

Mississippi College
Arkansas leads 1-0
Neutral: 1-0

1990-91	W 96-57	N (PB)
---------	---------	--------

Mississippi St.
Arkansas leads 26-21
Since Ark. Joined the SEC in '91-92:
Ark. leads 20-18
Home: 16-4
Away: 5-16
Neutral: 5-1

1951-52	L 79-39	A
1952-53	W 102-71	H
1964-65	W 84-69	N (Jackson, Miss.)
1965-66	W 69-61	N (LR)
1969-70	L 76-74	N (Memphis)
1970-71	L 69-67	H
1971-72	L 79-75	A
1974-75	W 75-72	A
1977-78	W 94-61	N (LR)
1991-92	W 99-78	H
	W 84-76	A
1992-93	L 80-76 (OT)	A
	W 115-58	H

1971-72	W 90-76	H	
2000-01	L 74-73	N (Tulsa)	
2001-02	L 85-76	N (NLR)	
2002-03	L 71-45	A	
2003-04	L 73-58	H	
Oklahoma City			
Arkansas leads 8-4			
Home: 5-1			
Away: 2-3			
1948-49	W 31-29	H	
1954-55	W 81-76	A	
	W 55-52	H	
1967-68	L 92-90	A	
1968-69	L 84-73	H	
1969-70	L 73-70	A	
1974-75	L 73-77	A	
1975-76	W 84-63	A	
1976-77	W 71-60	H	
1979-80	W 86-65	H	
1980-81	W 76-70	H	
Oral Roberts			
Arkansas leads 9-2			
Home: 6-0			
Away: 1-2			
Neutral: 2-0			
1984-85	W 64-57	N (LR)	
1985-86	W 54-51	A	
1986-87	W 95-75	N (LR)	
1995-96	W 66-65	H	
1996-97	L 86-81	A	
1997-98	W 81-75	H	
2001-02	W 71-57	H	
2002-03	L 76-64	A	
2003-04	W 77-71	H	
2006-07	W 68-56	H	
2007-08	W 62-51	H	
Oregon			
Arkansas leads 3-0			
Away: 1-0			
Neutral: 2-0			
1944-45	W 79-76	N (Kansas City)	
1989-90	W 102-75	N (LR)	
1990-91	W 71-68	A	
Oregon St.			
Oregon St. leads 1-0			
Neutral: 0-1			
1948-49	L 56-38	N (Kansas City)	
Ouachita Baptist			
Arkansas leads 1-0			
Neutral: 1-0			
1942-43	W 44-29	N (Fort Smith, Ark.)	
Penn St.			
Arkansas leads 1-0			
Neutral: 1-0			
1995-96	W 86-80	N (Providence, R.I.)	
Pepperdine			
Arkansas leads 1-0			
Neutral: 1-0			
1947-48	W 70-44	N (Los Angeles)	
Pittsburg (Kan.) St.			
Arkansas leads 15-8			
Home: 12-3			
Away: 2-5			
Neutral: 1-0			
1929-30	L 36-23	A	
	L 51-20	A	
1930-31	L 40-31	H	
	L 28-26	H	
1931-32	L 36-20	A	
	W 32-21	H	
1939-40	L 62-50	H	
	W 49-42	H	
	W 44-33	N (Okla. City)	
1940-41	W 48-45	A	
	W 71-45	H	
1942-43	W 57-46	H	
	W 43-38	H	
1943-44	W 42-37	H	
	L 50-42	A	
1944-45	W 45-3	A	
	W 76-45	H	
1946-47	L 53-52	A	
1947-48	W 75-42	H	
1948-49	W 79-53	H	
1949-50	W 59-41	H	
1952-53	W 79-63	H	
1970-71	W 107-82	H	

Pittsburgh			
Tied 2-2			
Home: 1-0			
Neutral: 1-2			
1949-50	W 41-36	N (LR)	
1973-74	L 91-83	N (LR)	
1986-87	L 114-82	N (Honolulu)	
1996-97	W 76-71	H	
Portland St.			
Arkansas leads 1-0			
Home: 1-0			
2005-06	W 107-69	H	
Prairie View A&M			
Arkansas leads 1-0			
Home: 1-0			
2004-05	W 102-50	H	
Princeton			
Arkansas leads 1-0			
Home: 1-0			
1989-90	W 68-64	H	
Providence			
Providence leads 2-1			
Home: 1-0			
Away: 0-1			
Neutral: 0-1			
1998-99	W 118-79	H	
1999-00	L 87-81	A	
2007-08	L 67-51	N (San Juan, Puerto Rico)	
Purdue			
Tied 1-1			
Neutral: 1-1			
1938-39	L 57-51	N (New Orleans)	
1982-83	W 78-68	N (Tampa)	
Quincy College			
Arkansas leads 1-0			
Neutral: 1-0			
1991-92	W 123-60	N (PB)	
Radford			
Arkansas leads 1-0			
Home: 1-0			
2005-06	W 75-55	H	
Rice			
Arkansas leads 101-40			
Home: 55-11			
Away: 40-28			
Neutral: 6-1			
1923-24	L 22-19	A	
	W 29-22	A	
1924-25	W 37-19	H	
	W 29-9	H	
1925-26	W 54-15	A	
	W 25-17	A	
1926-27	W 36-18	H	
	W 34-18	H	
1927-28	W 20-11	A	
	W 28-23	A	
1928-29	W 51-18	H	
	W 44-13	H	
1929-30	W 30-26	A	
	L 37-16	A	
1930-31	W 36-32	H	
	W 31-25	H	
1931-32	W 25-23	A	
	W 34-19	A	
1932-33	W 36-32	H	
	W 33-23	H	
1933-34	W 31-29	A	
	W 22-20	A	
1934-35	W 31-30	H	
	W 37-19	H	
1935-36	W 33-26	A	
	L 35-29	A	
1936-37	W 52-29	H	
	W 52-34	H	
1937-38	W 38-31	H	
	W 59-37	H	
1938-39	W 50-45	A	
	W 40-35	A	
1939-40	L 60-43	A	
	L 42-28	A	
1940-41	W 66-41	H	
	W 48-43	H	
1941-42	L 51-38	A	
1942-43	W 52-35	H	
	L 41-37	H	
1943-44	W 42-41	A	
	L 67-41	A	
1944-45	L 57-46	A	

1945-46	W 62-45	H	
	W 68-25	H	
1946-47	W 52-51	H	
	W 66-53	H	
1947-48	L 61-49	A	
	W 66-65 (OT)	A	
1948-49	L 49-48	H	
	L 54-48	A	
	W 50-34	H	
1949-50	W 60-56	A	
	W 61-38	H	
1950-51	W 50-42	A	
	W 57-43	N (LR)	
1951-52	L 48-46	H	
	L 59-55	A	
1952-53	W 87-68	H	
	L 70-45	A	
1953-54	L 80-55	H	
	L 76-62	A	
1954-55	W 73-66	N (Houston)	
	W 83-61	A	
	W 86-75	H	
1955-56	W 84-70	H	
	L 86-65	A	
1956-57	W 81-70	N (Houston)	
	L 78-68	A	
	L 82-69	H	
1957-58	L 50-49	N (Houston)	
	L 63-59	H	
	L 61-59	A	
1958-59	W 72-61	H	
	L 68-62	A	
1959-60	W 74-63	H	
	W 94-74	A	
1960-61	W 80-55	H	
	W 84-72	A	
1961-62	W 104-84	H	
	L 63-55	A	
1962-63	L 85-70	A	
	L 69-65	H	
1963-64	L 76-63	H	
	L 77-69	A	
1964-65	W 79-61	H	
	W 77-64	A	
1965-66	W 76-71	A	
	W 73-67	H	
1966-67	L 60-56	A	
	W 66-63	H	
1967-68	L 73-61	A	
	W 78-65	H	
1968-69	W 67-62	A	
	L 74-67	H	
1969-70	L 76-69	H	
	L 85-78	A	
1970-71	L 85-82	H	
	L 97-93	A	
1971-72	W 103-95	H	
	W 113-108	A	
1972-73	W 90-69	H	
	W 105-79	A	
1973-74	L 77-69	A	
	W 106-81	H	
1974-75	W 74-67	A	

1975-76	W 80-62	H	
	W 111-68	A	
1976-77	W 72-45	A	
	W 78-51	N (LR)	
1977-78	W 69-60	A	
	W 69-48	H	
1978-79	W 79-66	H	
	W 68-50	A	
1979-80	W 73-64	H	
	W 77-73	A	
1980-81	W 57-52	A	
	W 75-59	H	
1981-82	W 60-54	H	
	W 72-65 (OT)	A	
1982-83	W 70-43	H	
	W 82-55	A	
1983-84	L 65-62	A	
	W 79-54	H	
1984-85	W 67-56	H	
	L 71-68	A	
1985-86	W 58-50	A	
	W 60-59	H	
1986-87	W 62-54	H	
	W 88-68	A	
1987-88	W 80-61	A	
	W 112-87	H	
1988-89	W 81-77	H	
	W 83-70	A	
1989-90	W 70-66	A	
	W 104-80	H	
1990-91	W 86-62	A	
	W 100-87	H	
	W 109-80	N (Dallas)	
2005-06	W 80-61	N (NLR)	
Rider College			
Arkansas leads 1-0			
Home: 1-0			
1988-89	W 96-89	H	
Rockhurst			
Arkansas leads 4-0			
Home: 3-0			
Away: 1-0			
1971-72	W 102-72	H	
1972-73	W 87-76	A	
1974-75	W 78-61	H	
1977-78	W 99-63	H	
St. John's			
Tied 1-1			
Neutral: 1-1			
1984-85	L 68-65	N (Salt Lake City)	
1992-93	W 80-74	N (Winston-Salem, N.C.)	
St. Peter's			
Arkansas leads 2-0			
Away: 1-0			
Neutral: 1-0			
1982-83	W 52-48	A	
1983-84	W 82-49	N (LR)	

Saint Louis			
Saint Louis leads 7-3			
Home: 2-1			
Away: 0-6			
Neutral: 1-0			
1925-26	L 40-30	A	
1929-30	L 32-13	A	
1930-31	L 24-18	A	
	W 33-30	H	
1931-32	L 25-23	A	
	W 33-19	H	
1942-43	L 43-37	A	
1954-55	L 99-72	A	
1955-56	L 68-66	H	
1997-98	W 78-70	N (San Juan, P.R.)	
Samford			
Arkansas leads 2-0			
Home: 1-0			
Neutral: 1-0			
1985-86	W 72-51	H	
1989-90	W 97-67	N (PB)	
Sam Houston St.			
Arkansas leads 2-0			
Home: 1-0			
Neutral: 1-0			
1988-89	W 97-79	N (LR)	
2002-03	W 78-67	H	
San Diego St.			
Arkansas leads 2-0			
Neutral: 2-0			
1981-82	W 85-68	N (PB)	
1985-86	W 76-64	N (LR)	
San Francisco			
Arkansas leads 2-0			
Home: 1-0			
Away: 1-0			
1947-48	W 74-58	A	
1996-97	W 77-63	H	
San Francisco St.			
San Francisco St. leads 1-0			
Neutral: 0-1			
1971-72	L 84-81	N (LR)	
Santa Clara			
Arkansas leads 1-0			
Neutral: 1-0			
1999-00	W 79-60	N (Hilo, Hawaii)	
Siena			
Arkansas leads 1-0			
Neutral: 1-0			
1998-99	W 94-80	N (Denver)	
South Alabama			
Arkansas leads 5-0			
Home: 1-0			
Away: 3-0			
Neutral: 1-0			
1988-89	W 103-71	N (PB)	
1989-90	W 105-90	A	
1990-91	W 101-91	H	
1991-92	W 101-82	A	
2008-09	W 79-77	A	
South Carolina			
Arkansas leads 12-9			
Since Arkansas joined the SEC in '91-'92: Same			
Home: 6-3			
Away: 4-5			
Neutral: 2-1			
1991-92	W 89-73	H	
1992-93	W 86-76	A	
1993-94	W 79-53	H	
1994-95	W 88-73	A	
1995-96	W 81-69	H	
	W 80-58	N (New Orleans)	
1996-97	L 78-65	A	
1997-98	W 96-88	H	
1998-99	W 72-66	A	
1999-00	L 76-65	H	
2000-01	W 69-67	A	
2001-02	L 62-60	H	
2002-03	L 72-65	A	
2003-04	W 82-66	H	
	L 91-81	N (Atlanta)	
2004-05	L 64-52	A	
2005-06	W 73-59	H	
2006-07	L 66-60	A	
	W 82-52	N (Atlanta)	
2007-08	L 70-66	H	
2008-09	L 82-78 (OT)	A	





South Dakota

Arkansas leads 1-0

Home: 1-0

1932-33 W 33-27 H

Southeast Missouri St.

Arkansas leads 6-1

Home: 5-1

Neutral: 1-0

1924-25 L 28-21 H
 1978-79 W 90-51 H
 1982-83 W 74-57 H
 1983-84 W 98-69 H
 1992-93 W 96-72 N (PB)
 2003-04 W 78-68 H
 2006-07 W 92-52 H

Southeastern Louisiana

Arkansas leads 3-0

Home: 3-0

1984-85 W 65-62 H
 1998-99 W 95-57 H
 2008-09 W 91-87 (OT) H

Southeastern Oklahoma St.

Arkansas leads 9-2

Home: 9-2

1929-30 W 32-29 H
 W 24-22 H
 1936-37 W 33-19 H
 W 39-28 H
 1938-39 W 51-33 H
 W 36-21 H
 1939-40 W 32-20 H
 L 26-25 H
 1941-42 W 30-19 H
 W 38-36 H
 1955-56 L 65-64 H

Southern Colorado

Arkansas leads 1-0

Home: 1-0

1976-77 W 91-43 H

Southern California

Southern Cal leads 3-0

Away: 0-1

Neutral: 0-2

1966-67 L 70-67 A
 1985-86 L 88-74 H
 2006-07 L 77-60 N (Spokane, Wash.)

Southern Illinois

Arkansas leads 3-2

Home: 0-1

Away: 0-1

Neutral: 3-0

1970-71 L 99-78 A
 1971-72 L 93-92 H
 1972-73 W 97-96 N (LR)
 1985-86 W 86-72 N (LR)
 2006-07 W 61-53 (OT) N (Orlando, Fla.)

Southern Methodist

Arkansas leads 94-58

Home: 54-17

Away: 36-33

Neutral: 4-8

1923-24 L 17-11 H
 W 21-15 H
 1924-25 W 29-25 A
 W 39-20 A
 1925-26 W 29-27 H
 W 28-8 H
 1926-27 W 32-30 A
 W 32-31 A
 1927-28 W 48-26 H
 W 34-22 H
 1928-29 W 32-26 A
 W 39-17 A
 1929-30 W 28-27 H
 W 44-29 H
 1930-31 W 32-27 A
 L 40-27 A
 1931-32 W 46-20 H
 W 29-20 H
 1932-33 W 40-23 A
 W 26-25 A
 1933-34 W 39-35 H
 L 44-37 H
 1934-35 L 30-22 A
 L 41-27 A
 1935-36 W 34-23 H
 W 40-28 H
 1936-37 L 29-25 A
 W 37-28 A
 1937-38 W 32-23 H

W 34-26 H
 1938-39 L 47-31 A
 L 32-19 A
 1939-40 W 75-40 H
 W 36-26 H
 1940-41 W 40-23 A
 W 40-32 A
 1941-42 W 52-22 N (Okl. City)
 W 35-33 H
 W 36-34 H
 1942-43 W 39-35 A
 W 36-29 A
 1943-44 W 68-58 H
 W 74-49 H
 1944-45 W 59-52 A
 W 65-49 A
 1945-46 W 81-53 H
 W 74-46 H
 1946-47 L 64-62 A
 L 47-44 A
 1947-48 W 47-40 H
 W 58-57 H
 1948-49 W 54-45 A
 W 47-39 H
 1949-50 W 63-55 H
 L 57-48 A
 1950-51 L 60-45 A
 W 50-48 H
 1951-52 L 54-40 N (Dallas)
 L 54-50 H
 L 57-48 A
 1952-53 L 65-62 N (Dallas)
 W 71-66 A
 L 79-74 H
 1953-54 L 70-66 N (Houston)
 W 61-58 H
 L 92-68 A
 1954-55 W 85-74 H
 L 83-69 A
 1955-56 L 67-62 N (Houston)
 L 58-53 H
 W 72-80 A
 1956-57 L 64-60 N (Houston)
 L 69-55 A
 L 87-59 H
 1957-58 L 49-46 A
 W 65-63 H
 W 61-55 N (Shreveport)
 1958-59 L 65-64 N (Houston)
 L 59-50 H
 L 56-51 A
 1959-60 L 67-56 N (Houston)
 L 72-70 H
 L 93-82 A
 1960-61 W 76-74 H
 W 88-82 (OT) A
 1961-62 L 77-70 H
 L 84-81 A
 1962-63 W 73-71 A
 W 82-79 H
 1963-64 W 82-71 H
 L 86-71 A
 1964-65 L 84-76 H
 L 88-75 A
 1965-66 L 75-74 H
 L 67-66 A
 1966-67 L 69-59 H
 L 69-66 A
 1967-68 W 70-68 A
 L 95-87 H
 1968-69 L 84-69 A
 L 76-68 N (LR)
 1969-70 L 76-75 A
 W 88-72 H
 1970-71 L 90-88 A
 L 112-99 H
 1971-72 L 85-71 A
 W 88-74 H
 1972-73 L 110-94 A
 W 103-96 H
 1973-74 W 89-88 H
 L 95-87 A
 1974-75 W 73-69 A
 W 72-50 H
 1975-76 L 82-81 H
 L 82-76 A
 W 74-70 H
 1976-77 W 77-59 A
 W 81-58 H
 1977-78 W 72-65 H
 W 86-75 A
 1978-79 W 79-67 A
 W 71-55 H
 1979-80 W 84-69 H
 L 62-58 A
 1980-81 W 92-50 A
 W 47-33 H
 1981-82 W 68-48 H

W 54-53 A
 1982-83 W 63-56 A
 W 71-61 H
 1983-84 W 70-69 H
 W 80-71 A
 1984-85 L 63-60 (OT) A
 W 69-66 H
 W 68-55 N (Dallas)
 1985-86 L 71-66 H
 L 90-80 A
 1986-87 W 76-63 H
 L 93-76 A
 1987-88 W 85-83 (OT) A
 L 73-63 H
 1988-89 W 93-73 H
 W 81-68 A
 1989-90 W 80-61 A
 W 77-46 H
 W 84-51 N (Dallas)
 1990-91 W 98-70 H
 W 79-70 A
 1992-93 W 72-53 A
 1993-94 W 96-70 H
 1994-95 W 78-66 A
 1995-96 W 73-46 H

Southern Miss
Arkansas leads 5-1
 Home: 1-1
 Neutral: 4-0
 1978-79 W 93-79 N (PB)
 1980-81 W 76-68 N (PB)
 1981-82 W 63-54 N (PB)
 1982-83 W 64-62 N (PB)
 2000-01 L 63-54 H
 2005-06 W 77-35 H

Southern (La.) University
Arkansas leads 1-0
 Neutral: 1-0
 1985-86 W 76-75 N (PB)

Southern Utah
Arkansas leads 2-0
 Home: 1-0
 Neutral: 1-0
 1988-89 W 109-76 N (PB)
 1996-97 W 92-52 H

Southwest Kansas St.
SW Kansas leads 1-0
 Neutral: 0-1
 1937-38 L 36-33 N (Okl. City)

Southwestern (Tenn.)
Arkansas leads 1-0
 Home: 1-0
 1940-41 W 58-35 H

Stanford
Stanford leads 1-0
 Away: 0-1
 1947-48 L 60-53 A

Stephen F. Austin
Arkansas leads 3-0
 Home: 2-0
 Neutral: 1-0
 1935-36 W 53-24 N (Houston)
 2008-07 W 70-59 H
 2008-09 W 67-51 H

St. Joseph's (Pa.)
Arkansas leads 1-0
 Away: 1-0
 1946-47 W 46-36 A

Syracuse
Arkansas leads 1-0
 Neutral: 1-0
 1994-95 W 96-94 (OT) N (Austin, Texas)

Tennessee
Tennessee leads 14-12
Since Ark. Joined the SEC in '91-92: UT leads 13-9
 Home: 5-4
 Away: 2-7
 Neutral: 5-3
 1936-37 W 42-34 N (New Orleans)
 1948-49 W 58-55 N (Memphis)
 1960-61 W 89-76 N (LR)
 1963-64 L 77-57 N (New Orleans)
 1991-92 L 83-81 A
 1992-93 L 101-91 H
 1993-94 W 65-64 A
 1994-95 W 97-79 H
 1995-96 L 66-59 A

1996-97 W 77-54 H
 1997-98 L 74-71 A
 W 102-96 N (Atlanta)
 1998-99 W 69-52 H
 1999-00 L 73-66 A
 2000-01 W 82-77 (OT) H
 2001-02 L 64-53 A
 L 68-61 N (Atlanta)
 2002-03 L 70-62 H
 2003-04 L 69-65 A
 2004-05 W 70-68 H
 L 65-46 N (Atlanta)
 2005-06 W 73-69 A
 2006-07 L 83-72 H
 2007-08 L 93-71 A
 W 92-91 N (Atlanta)
 2008-09 L 74-72 H

Tennessee-Chattanooga

Arkansas leads 1-0

Home: 1-0

2001-02 W 98-84 H

Tennessee-Martin

Arkansas leads 2-0

Home: 2-0

1973-74 W 80-68 H
 1992-93 W 90-69 H

Tennessee St.

Arkansas leads 3-0

Home: 3-0

1995-96 W 86-67 H
 2000-01 W 90-68 H
 2004-05 W 96-68 H

Texas

Arkansas leads 85-65

Home: 46-20

Away: 27-42

Neutral: 12-3

1923-24 L 30-26 H
 L 32-21 H
 1924-25 L 20-18 A
 L 21-12 A
 1925-26 W 35-12 H
 W 27-7 H
 1926-27 L 32-29 A
 L 28-24 A
 1927-28 W 42-26 H
 W 59-29 H
 1928-29 W 48-32 A
 L 36-25 A
 1929-30 W 22-19 H
 L 29-27 H
 1930-31 W 29-21 A
 L 27-25 A
 1931-32 W 24-21 H

L 27-25 A
 L 36-28 A
 L 31-28 A
 1933-34 L 28-26 H
 W 32-29 H
 1934-35 W 47-30 A
 L 33-25 A
 1935-36 W 38-37 H
 W 43-31 H
 W 27-16 N (Houston)
 1936-37 L 39-28 A
 L 43-31 A
 1937-38 W 74-38 H
 W 42-37 H
 1938-39 L 41-37 A
 W 65-41 A
 1939-40 L 52-33 H
 W 54-44 H
 1940-41 W 50-38 A
 W 44-34 A
 1941-42 W 42-34 H
 L 58-37 H
 1942-43 W 66-44 N (Okl. City)
 L 45-31 A
 L 48-35 A
 1943-44 W 59-48 H
 W 54-46 H
 1944-45 L 49-40 A
 W 74-38 A
 1945-46 W 55-47 H
 W 90-63 H
 1946-47 L 49-44 A
 L 66-46 A
 1947-48 W 54-40 H
 L 54-43 H
 1948-49 W 60-54 A
 W 54-50 H
 1949-50 W 60-51 H
 W 51-37 A
 1950-51 L 50-42 H
 W 40-38 A
 1951-52 L 62-51 A
 W 45-44 H
 1952-53 L 70-65 H
 L 62-57 A
 1953-54 L 66-65 N (Houston)
 L 64-61 A
 L 67-57 H
 1954-55 L 75-74 A
 W 79-74 H
 1955-56 W 70-67 A
 W 79-69 H
 1956-57 W 89-76 N (Houston)
 W 67-66 H
 W 70-54 A
 1957-58 W 83-67 N (Houston)
 W 57-55 A
 W 74-60 H



Joe Johnson had a double-double of 20 points and 14 rebounds in the 82-77 overtime win over No. 8 Tennessee in 2001.

1958-59	W 77-74	A
	W 63-56	H
1959-60	W 68-58	N (Houston)
	L 72-66	A
	L 71-57	H
1960-61	L 68-58	A
	W 74-59	H
1961-62	L 73-59	A
	L 61-60	H
1962-63	L 69-63	H
	L 99-86	A
1963-64	W 58-53	H
	L 80-67	A
1964-65	L 81-65	A
	L 74-72	N (LR)
1965-66	W 93-82	H
	L 74-70	A
1966-67	L 71-62	A
	L 67-61	H
1967-68	W 85-80	N (LR)
	W 74-73	A
1968-69	L 67-59	A
	W 69-65	H
1969-70	L 75-69	A
	W 78-61	H
1970-71	L 88-79	H
	W 88-87 (OT)	A
1971-72	L 117-93	A
	L 92-86	H
1972-73	W 76-72	A
	W 86-74	H
1973-74	L 96-81	H
	L 99-82	A
1974-75	W 56-52	H
	W 68-56	A
1975-76	L 59-57	A
	W 75-68	N (LR)
1976-77	W 86-58	A
	W 73-61	H
1977-78	L 75-69	A
	W 75-71	H
1978-79	L 66-63	H
	W 68-58	A
	W 39-38	N (Houston)
1979-80	W 55-50	A
	W 60-59	H
	W 64-62	N (San Antonio)
1980-81	L 62-60	H
	W 54-48	A
	L 76-73	N (LR)
1981-82	L 87-73	A
	W 62-55 (OT)	H
1982-83	W 83-64	H
	W 84-67	A
1983-84	W 70-66	A
	W 59-41	H
1984-85	W 64-58	H
	W 60-51	A
	W 66-46	N (Dallas)
1985-86	L 59-55	A
	L 61-57	H
1986-87	W 79-62	H
	L 78-73	A
1987-88	W 91-62	H
	L 79-72	A
1988-89	W 99-92	A
	W 105-82	H
	W 100-76	N (Dallas)
1989-90	W 109-100	H
	W 103-96 (OT)	A
1990-91	W 101-89	H
	L 99-86	A
	W 120-89	N (Dallas)
2006-07	L 80-76	A
2008-09	W 67-61	H
Texas-Arlington		
Arkansas leads 5-0		
Home: 3-0		
Away: 1-0		
Neutral: 1-0		
1965-66	W 78-64	H
1968-69	W 80-69	H
	W 87-78	N (LR)
1969-70	W 85-73	A
1999-00	W 102-95 (OT)	H
Texas-Pan American		
Arkansas leads 2-0		
Home: 2-0		
1999-00	W 70-56	H
2005-06	W 66-38	H

Texas-San Antonio		
Arkansas leads 4-0		
Home: 2-0		
Away: 1-0		
Neutral: 1-0		
1981-82	W 71-42	A
1982-83	W 78-59	H
1984-85	W 74-67	N (LR)
2007-08	W 67-42	H
Texas A&M		
Arkansas leads 96-50		
Home: 52-14		
Away: 37-33		
Neutral: 7-3		
1923-24	L 35-27	A
	L 32-17	A
1924-25	W 54-18	H
	W 38-17	H
1925-26	W 37-27	A



Lee Mayberry scored 20 points in the 120-89 victory over Texas in the finals of the 1991 Southwest Conference Tournament.

1926-27	W 37-34	H
	W 25-16	H
1927-28	W 42-18	A
	W 46-31	A
1928-29	W 49-32	H
	W 38-29	H
1929-30	W 28-24	A
	W 25-23	A
1930-31	W 30-19	H
	L 37-34	H
1931-32	L 28-23	A
	W 33-27	A
1932-33	L 25-21	H
	L 25-23	H
1933-34	W 23-22	A
	L 35-23	A
1934-35	W 45-41	H
	W 51-31	H
1935-36	W 22-18	A
	W 34-27	A
1936-37	W 45-19	H
	W 36-32	H
1937-38	W 45-32	A
	W 33-22	A
1938-39	W 61-42	H
	W 66-38	H
1939-40	W 37-25	A
	L 41-38	A
1940-41	W 66-38	H
	W 58-36	H
1941-42	W 47-45	A
	W 40-31	A
1942-43	W 79-49	H
	L 67-52	H
1943-44	W 70-35	A
	W 60-38	A
1944-45	W 80-21	H
	W 87-36	H
1945-46	L 56-55	A
	W 53-43	A
1946-47	W 62-56	H
	W 71-58	H
1947-48	W 62-47	A
	W 57-46	A

1948-49	W 62-47	H
	W 61-46	A
1949-50	L 43-35	A
	W 52-46	H
1950-51	L 34-33	A
	W 45-38	H
1951-52	L 49-46	N (Dallas)
	L 47-42	H
	W 49-40	A
1952-53	L 56-48	A
	W 45-38	H
1953-54	W 80-55	H
	W 67-54	A
1954-55	W 74-70	N (Houston)
	L 62-59	A
	W 73-63	H
1955-56	W 80-49	N (Houston)
	W 98-66	H
	W 61-52	A
1956-57	W 73-65	A

	W 63-46	H
1957-58	W 67-51	H
	L 66-57	A
1958-59	L 63-62	H
	W 72-71	A
1959-60	L 77-68	H
	L 82-61	A
1960-61	L 81-62	A
	L 70-68	H
1961-62	W 64-59	H
	L 89-79	A
1962-63	W 66-55	H
	L 80-78	A
1963-64	L 72-64	A
	L 60-57	H
1964-65	L 82-79	H
	L 91-77	A
1965-66	L 75-72	A
	W 94-71	H
1966-67	W 47-46	N (LR)
	L 60-53	A
1967-68	W 75-70	H
	L 71-67	A
1968-69	L 73-68	H
	L 79-66	A
1969-70	L 64-59	H
	L 72-60	A
1970-71	L 87-83	H
	L 92-89	A
1971-72	W 100-89	H
	L 86-85	A
1972-73	W 84-73	H
	L 108-82	A
1973-74	L 86-80 (OT)	A
	W 97-86	H
1974-75	W 95-89 (2OT)	H
	L 62-60	A
1975-76	W 93-91 (2OT)	H
	L 70-69	A
1976-77	W 72-58	H
	W 63-62	A
1977-78	W 84-68	H
	W 80-79	A
1978-79	L 74-69 (OT)	A
	W 60-56	H

1979-80	L 45-39	A
	W 45-44	H
	L 52-50	N (San Antonio)
1980-81	W 52-47	H
	W 65-61	A
1981-82	W 64-63	A
	W 92-75	H
1982-83	W 66-64	A
	W 62-55	H
1983-84	W 77-54	H
	W 59-58	A
	W 49-47	N (Dallas)
1984-85	W 70-67	A
	W 58-53	H
1985-86	L 81-67	A
	L 93-76	H
	L 67-51	N (Dallas)
1986-87	W 87-69	H
	W 100-97 (2OT)	A
1987-88	L 74-67	A
	W 79-58	H
	W 76-64	N (Dallas)
1988-89	W 75-60	H
	L 82-71	A
	W 94-84	N (Dallas)
1989-90	W 100-84	A
	W 114-100	H
1990-91	W 113-88	H
	W 111-72	A
	W 108-61	N (Dallas)

Texas Christian		
Arkansas leads 104-38		
Home: 54-15		
Away: 46-21		
Neutral: 4-2		
1923-24	L 31-30	H
	L 23-21	H
1924-25	L 28-26	A
	W 21-20	A
1925-26	W 24-23	H
	L 30-15	H
1926-27	W 24-16	A
	W 23-22	A
1927-28	W 23-18	H
	W 28-24	H
1928-29	W 41-24	A
	W 66-26	A
1929-30	W 32-21	H
	W 22-18	H
1930-31	L 35-26	A
	W 30-29	A
1931-32	L 31-27	H
	W 37-24	H
1932-33	L 29-19	A
	L 30-26	A
1933-34	W 31-15	H
	L 28-21	H
1934-35	W 41-20	A
	W 42-24	A
1935-36	W 47-15	H
	W 40-29	H
1936-37	W 38-35	A
	W 43-21	A
1937-38	W 53-26	H
	W 57-38	H
1938-39	W 44-32	A
	W 51-38	A
1939-40	W 59-45	H
	W 52-36	H
1940-41	W 67-42	A
	W 66-43	A
1941-42	W 41-33	H
	W 63-37	H
1942-43	L 37-25	N (Okla. City)
	W 33-23	A
	W 54-39	A
1943-44	W 71-50	H
	W 60-29	H
1944-45	W 37-33	A
	W 60-35	A
1945-46	L 53-50	H
	W 58-36	H
1946-47	W 54-39	A
	W 63-53	A
1947-48	W 37-30	H
	W 47-38	H
1948-49	W 41-36	A
	W 67-52	H
1949-50	W 52-43	H
	W 45-39	A
1950-51	L 42-31	A
	L 52-42	H
1951-52	W 56-45	N (LR)
	L 68-56	A
1952-53	L 49-46	H
	L 65-63	A

1953-54	W 60-50	N (Houston)
	W 66-59	A
	W 70-55	H
1954-55	L 67-62	H
	W 110-89	A
1955-56	W 74-72	A
	W 90-71	H
1956-57	W 62-58	H
	L 64-57	A
1957-58	W 65-49	H
	W 56-46	A
1958-59	L 52-45	A
	L 76-71	H
1959-60	W 74-60	H
	W 66-61	A
1960-61	W 88-75	H
	W 96-76	A
1961-62	W 64-61	A
	W 90-80	H
1962-63	W 81-59	A
	W 104-94	H
1963-64	W 66-60	A
	W 108-77	H
1964-65	W 88-70	A
	W 96-72	H
1965-66	L 88-85	A
	W 91-73	H
1966-67	L 78-61	A
	W 83-78	H
1967-68	W 68-67	A
	L 77-75	A
1968-69	L 85-79	A
	W 63-47	H
1969-70	L 82-68	H
	L 97-95	A
1970-71	L 89-87	H
	L 92-86	A
1971-72	L 95-77	A
	L 98-90	H
1972-73	W 90-75	H
	W 96-95	A
1973-74	W 86-74	A
	W 109-99	H
1974-75	W 70-61	A
	W 81-57	H
1975-76	W 100-65	H
	W 83-66	A
	W 81-65	H
1976-77	W 62-45	H
	W 79-64	A
1977-78	W 43-35	N (LR)
	W 77-57	A
	W 84-42	H
1978-79	W 90-51	A
	W 108-65	H
1979-80	W 70-58	A
	W 74-47	H
1980-81	W 85-51	H
	W 63-48	A
1981-82	W 62-59	A
	W 79-69	H
	W 80-70	N (Dallas)
1982-83	W 69-55	H
	W 64-56	A
	L 61-59	N (Dallas)
1983-84	W 70-62	A
	W 55-48	H
1984-85	W 67-59	H
	L 72-66 (OT)	A
1985-86	L 71-62	A
	L 73-71 (2OT)	H
1986-87	L 80-77	H
	L 73-66	A
1987-88	W 96-53	H
	W 63-61	A
1988-89	L 51-45	A
	W 100-60	H
1989-90	W 93-79	H
	L 81-79	A
1990-91	W 93-73	A
	W 97-61	H

Texas Southern		
Arkansas leads 4-0		
Home: 2-0		
Neutral: 2-0		
1988-89	W 97-79	N (LR)
1993-94	W 129-63	H
199		



Texas Tech
TTU leads 39-38
Home: 23-11
Away: 11-23
Neutral: 4-5

1942-43	W 43-38	N (Okla. City)
1947-48	W 71-67	N (Houston)
1957-58	W 58-55	H
	L 69-48	A
1958-59	L 72-62	N (Houston)
	W 61-57	H
	W 80-69	A
1959-60	L 82-79	A
	W 78-55	H
1960-61	L 72-66	H
	L 87-81	A
1961-62	L 66-64	H
	L 76-64	A
1962-63	L 80-75	A
	W 83-78	H
1963-64	L 93-84	A
	L 87-86	H
1964-65	L 93-78	A
	L 87-80	H
1965-66	W 74-65	H
	L 79-74	A
1966-67	W 70-65	H
	L 73-59	A
1967-68	W 61-56	H
	L 74-72	A
1968-69	W 64-53	H
	L 59-57	A
1969-70	L 50-48	A
	L 76-71	N (LR)
1970-71	L 98-68	A
	L 89-87	H
1971-72	L 76-73	H
	L 86-85	A
1972-73	L 73-64	A
	L 64-63	H
1973-74	L 80-77	H
	L 89-83	A
1974-75	W 65-62	H
	L 63-55	A
1975-76	W 92-86 (20T)	H
	L 86-78	A
	L 70-63	H
1976-77	W 41-38	A
	W 60-53	H
1977-78	W 54-49	A
	W 58-49	H
1978-79	W 63-57	H
	W 66-65	A
	W 93-77	N (Houston)
1979-80	W 71-69 (OT)	A
	W 84-80	H
1980-81	W 60-55	H
	W 64-61	A
1981-82	L 79-74	A
	W 67-61	H
1982-83	W 62-59	A
	W 77-63	H
1983-84	W 67-57	H
	W 55-49	A
1984-85	L 64-48	A
	L 52-50	H
	L 67-64	N (Dallas)
1985-86	L 48-46	A
	W 79-72 (OT)	A
1986-87	L 95-73	A
	W 93-75	H
	L 73-59	N (Dallas)
1987-88	W 69-48	H
	W 75-65	A
1988-89	W 69-62	H
	L 84-73	A
1989-90	W 92-75	A
	W 100-77	H
1990-91	W 113-86	A
	W 87-69	H
2005-06	W 78-65	N (Dallas)
2006-07	L 71-56	N (NLR)

Texas Wesleyan
Arkansas leads 1-0
Neutral: 1-0

1942-43	W 52-46	N (Okla. City)
---------	---------	----------------

Toledo
Arkansas leads 1-0
Neutral: 1-0

1962-63	W 58-55	N (Okla. City)
---------	---------	----------------

Troy
Arkansas leads 2-1
Home: 1-1
Neutral: 1-0

1996-97	W 137-70	H
2002-03	L 74-66	H
2004-05	W 89-54	N (St. Thomas, U.S. Virgin Islands)

Tulane
Arkansas leads 5-0
Home: 1-0
Away: 3-0
Neutral: 1-0

1949-50	W 42-41	A
1972-73	W 87-83	A
1973-74	W 89-73	H
1975-76	W 67-55	N (LR)
1976-77	W 76-73	A

Tulsa
Arkansas leads 36-23
Home: 24-8
Away: 9-14
Neutral: 3-1

1931-32	W 33-28	H
	W 37-29	H
1932-33	W 35-25	A
	W 28-19	H
1933-34	W 18-13	H
	L 25-24	A
1934-35	L 25-21	A
	W 33-14	H
1935-36	W 47-30	A
	W 42-28	H
1941-42	W 59-30	H
	W 69-27	H
1946-47	W 56-21	H
1950-51	W 59-46	H
	L 48-46	A
	W 53-44	N (Okla. City)
1951-52	L 48-44	A
	L 66-48	H
1952-53	L 69-50	A
	L 61-50	H
1953-54	L 51-50	A
	W 55-49	H
1954-55	L 63-47	A
	W 68-60	H
1955-56	L 53-45	H
	L 55-51	A
1956-57	W 77-70	A
	W 52-43	H
1957-58	W 79-61	A
	W 50-43	H
1958-59	L 54-52	H
	L 61-54	A
1959-60	W 65-51	H
	L 78-65	A
1960-61	L 64-59	A
	W 66-58	H
1961-62	W 87-59	H
	W 99-77	A
1962-63	L 76-68	H
	L 68-66	A
1963-64	L 95-86	A
1964-65	W 65-64	H
1969-70	L 74-66	N (Memphis)
	L 85-81	H
1974-75	L 64-60	H
1976-77	W 81-66	A
1984-85	W 70-66	N (LR)
1987-88	L 68-47	A
1988-89	W 118-69	H
1991-92	W 74-64	A
1992-93	W 101-87	H
1993-94	W 93-91 (OT)	A
	W 103-84	N (Dallas)
1994-95	W 82-63	H
2001-02	W 79-75	A
2002-03	L 61-60	H
2003-04	W 81-74	A
2004-05	W 85-73	H
2006-07	W 68-59	H

U.C. Santa Barbara
U.C. Santa Barbara leads 1-0
Away: 0-1

1973-74	L 109-80	A
---------	----------	---

UCLA
UCLA leads 2-1
Away: 0-1
Neutral: 1-1

1973-74	L 101-79	A
1977-78	W 74-70	N (Albuquerque, N.M.)
1994-95	L 89-78	N (Seattle)

U.S. International
Arkansas leads 1-0
Home: 1-0

1989-90	W 166-101	H
---------	-----------	---

Utah
Utah leads 1-0
Neutral: 0-1

1997-98	L 75-69	N (Boise, Idaho)
---------	---------	------------------

Utah St.
Arkansas leads 1-0
Away: 0-1

1971-72	L 95-94	A
---------	---------	---

Vanderbilt
Arkansas leads 15-8
Since Ark. joined the SEC in '91-'92: Ark. leads 14-7
Home: 9-1
Away: 3-7
Neutral: 3-0

1963-64	L 101-77	A
1990-91	W 107-70	H
1991-92	W 91-71	H
1992-93	L 102-89	A
1993-94	W 89-76	H
1994-95	W 97-94 (OT)	A
	W 73-72	N (Atlanta)
1995-96	L 80-73	H
1996-97	L 87-83 (OT)	A
1997-98	W 93-83	H
1998-99	L 73-69	A
1999-00	W 78-63	H
2000-01	L 81-64	A
2001-02	W 81-67	H
2002-03	W 60-50	A
2003-04	W 70-62	H
2004-05	L 79-65	A
2005-06	W 78-66	H
2006-07	W 82-67	A
	W 72-71	N (Atlanta)
2007-08	W 78-73	H
	W 81-75	N (Atlanta)
2008-09	L 75-58	A

Villanova
Villanova leads 3-0
Away: 0-1
Neutral: 0-3

1983-84	L 58-54	A
1987-88	L 82-74	N (Cincinnati)
1988-89	L 76-63	N (Fairbanks, Alaska)

Virginia
Virginia leads 4-3
Home: 1-0
Away: 0-2
Neutral: 2-2

1983-84	L 53-51 (OT)	N (E. Rutherford, N.J.)
1984-85	L 54-52	A
1986-87	L 78-66	N (PB)
1987-88	W 66-52	H
1988-89	L 75-65	A
1994-95	W 68-61	N (Seattle)
1998-99	W 85-83	N (Fairbanks, Alaska)

Virginia Commonwealth
Arkansas leads 1-0
Neutral: 1-0

2007-08	W 70-60	N (San Juan, Puerto Rico)
---------	---------	---------------------------

Virginia Military
Arkansas leads 2-1
Neutral: 2-1

1964-65	L 72-70	N (Los Angeles)
1973-74	W 96-86	N (LR)
1989-90	W 92-61	N (LR)

Wabash
Arkansas leads 1-0
Home: 1-0

1973-74	W 83-77	H
---------	---------	---

Wake Forest
Wake Forest leads 4-2
Home: 0-2
Away: 1-0
Neutral: 1-2

1976-77	L 86-80	N (Norman, Okla.)
1981-82	L 49-48	N (LR)
1982-83	W 68-65	N (Greensboro, N.C.)
1988-89	W 75-59	A
1999-00	L 70-64	H
2001-02	L 76-71	H

Washburn
Washburn leads 1-0
Home: 0-1

1970-71	L 80-75	H
---------	---------	---

Washington (Mo.)
Arkansas leads 2-0
Away: 1-0
Neutral: 1-0

1953-54	W 69-55	A
	W 68-50	N (LR)

Washington St.
Washington St. leads 1-0
Neutral: 0-1

1940-41	L 64-53	N (Kansas City)
---------	---------	-----------------

Weber St.
Arkansas leads 2-0
Neutral: 2-0

1977-78	W 73-52	N (Eugene, Ore.)
1978-79	W 74-63	N (Lawrence, Kan.)

West Texas St.
Arkansas leads 2-1
Home: 1-1
Neutral: 1-0

1939-40	W 48-43	N (Okla. City)
1941-42	L 54-41	H
1978-79	W 84-54	H

West Virginia
Arkansas leads 1-0
Neutral: 1-0

2006-07	W 71-64	N (Orlando, Fla.)
---------	---------	-------------------

Western Carolina
Tied 1-1
Home: 1-1

1998-99	W 90-54	H
2003-04	L 62-59 (OT)	H

Western Illinois
Arkansas leads 3-0
Home: 2-0
Away: 1-0

1974-75	W 88-51	H
1975-76	W 75-72 (OT)	A
2005-06	W 83-54	H

Westminster (Pa.)
Westminster leads 1-0
Away: 0-1

1944-45	L 71-61	A
---------	---------	---

Western Kentucky
Arkansas leads 4-2
Home: 0-1
Away: 0-1
Neutral: 4-0

1935-36	W 43-36	N (LR)
	W 39-30	N (LR)
1945-46	W 66-46	N (LR)
	W 67-38	N (LR)
1973-74	L 102-100	H
1974-75	L 74-63	A

Wichita St.
Tied 1-1
Home: 1-0
Away: 0-1

1956-57	L 64-47	A
	W 80-67	H

Winthrop
Arkansas leads 1-0
Neutral: 1-0

2004-05	W 72-49	N (St. Thomas, U.S. Virgin Islands)
---------	---------	-------------------------------------

Wisconsin-Parkside
Arkansas leads 1-0
Home: 1-0

1981-82	W 84-59	H
---------	---------	---


Wofford
Arkansas leads 1-0
Home: 1-0

2007-08	W 67-45	H
---------	---------	---

Wyoming
Arkansas leads 2-1
Neutral: 2-1

1940-41	W 52-40	N (Kansas City)
1948-49	W 61-48	N (Kansas City)
1950-51	L 40-26	N (Okla. City)

(LR) - Little Rock, Ark.
 (NLR) - North Little Rock, Ark.
 (PB) - Pine Bluff, Ark.



Joe Kleine had 19 points and 15 rebounds in the 1985 victory over Tulsa.

Year-By-Year Records

Season	Coach	Record	Conference	Finish	Postseason	Season	Coach	Record	Conference	Finish	Postseason
1923-24	Francis Schmidt	17-11	3-9	7th	--	1984-85	Eddie Sutton	22-13	10-6	2nd	NCAA Second Round
1924-25	Francis Schmidt	21-5	10-4	3rd	--	1985-86	Nolan Richardson	12-16	4-12	7th	--
1925-26	Francis Schmidt	23-2	11-1	1st	--	1986-87	Nolan Richardson	19-14	8-8	5th	NIT Second Round
1926-27	Francis Schmidt	14-2	8-2	1st	--	1987-88	Nolan Richardson	21-9	11-5	T-2nd	NCAA First Round
1927-28	Francis Schmidt	19-1	12-0	1st	--	1988-89	Nolan Richardson	25-7	13-3	1st	NCAA Second Round
1928-29	Francis Schmidt	19-1	11-1	1st	--	1989-90	Nolan Richardson	30-5	14-2	1st	NCAA Final Four
1929-30	Charles Bassett	16-7	10-2	1st	--	1990-91	Nolan Richardson	34-4	15-1	1st	NCAA Regional Final
1930-31	Charles Bassett	14-9	7-5	T-3rd	--	• Arkansas joins the Southeastern Conference •					
1931-32	Charles Bassett	18-6	8-4	3rd	--	1991-92	Nolan Richardson	26-8	13-3	1st Overall	NCAA Second Round
1932-33	Charles Bassett	14-7	6-6	4th	--	1992-93	Nolan Richardson	22-9	10-6	1st West	NCAA Regional Semifinal
1933-34	Glen Rose	16-8	6-6	T-3rd	--	1993-94	Nolan Richardson	31-3	14-2	1st Overall	NCAA Champion
1934-35	Glen Rose	14-5	9-3	T-1st	--	1994-95	Nolan Richardson	32-7	12-4	T-1st West	NCAA Runner-up
1935-36	Glen Rose	24-3	11-1	1st	--	1995-96	Nolan Richardson	20-13	9-7	T-2nd West	NCAA Regional Semifinal
1936-37	Glen Rose	12-6	8-4	2nd	--	1996-97	Nolan Richardson	18-14	8-8	2nd West	NIT Final Four
1937-38	Glen Rose	19-3	11-1	1st	--	1997-98	Nolan Richardson	24-9	11-5	2nd West	NCAA Second Round
1938-39	Glen Rose	18-5	9-3	2nd	--	1998-99	Nolan Richardson	23-11	9-7	2nd West	NCAA Second Round
1939-40	Glen Rose	12-10	6-6	4th	--	1999-00	Nolan Richardson	19-15	7-9	3rd West	NCAA First Round
1940-41	Glen Rose	20-3	12-0	1st	NCAA Final Four	2000-01	Nolan Richardson	20-11	10-6	2nd West	NCAA First Round
1941-42	Glen Rose	19-4	10-2	T-1st	--	2001-02	Nolan Richardson**	14-15	6-10	T-4th West	--
1942-43	Eugene Lambert	19-7	8-4	3rd	--	2002-03	Stan Heath	9-19	4-12	T-5th West	--
1943-44	Eugene Lambert	16-8	11-1	T-1st	NCAA Selection*	2003-04	Stan Heath	12-16	4-12	6th West	--
1944-45	Eugene Lambert	17-9	9-3	2nd	NCAA Final Four	2004-05	Stan Heath	18-12	6-10	4th West	--
1945-46	Eugene Lambert	16-7	9-3	2nd	--	2005-06	Stan Heath	22-10	10-6	T-2nd West	NCAA First Round
1946-47	Eugene Lambert	14-10	8-4	T-2nd	--	2006-07	Stan Heath	21-14	7-9	3rd West	NCAA First Round
1947-48	Eugene Lambert	16-8	8-4	3rd	--	2007-08	John Pelphrey	23-12	9-7	2nd West	NCAA Second Round
1948-49	Eugene Lambert	15-11	9-3	T-1st	NCAA Regional	2008-09	John Pelphrey	14-16	2-14	6th West	--
1949-50	Presley Askew	12-12	8-4	T-1st	--	Totals	86 years	1,487-822	737-467		
1950-51	Presley Askew	13-11	7-5	4th	--			(.644)	(.612)		
1951-52	Presley Askew	10-14	4-8	T-6th	--	* Southwest Conference champion Arkansas prevented from participating in NCAA Tournament due to an automobile accident.					
1952-53	Glen Rose	10-11	4-8	T-5th	--	** Mike Anderson was 1-1 as interim head coach.					
1953-54	Glen Rose	13-9	6-6	T-3rd	--						
1954-55	Glen Rose	14-9	8-4	T-2nd	--						
1955-56	Glen Rose	11-12	9-3	2nd	--						
1956-57	Glen Rose	11-12	5-7	5th	--						
1957-58	Glen Rose	17-10	9-5	T-1st	NCAA Regional						
1958-59	Glen Rose	9-14	6-8	T-5th	--						
1959-60	Glen Rose	12-11	7-7	T-4th	--						
1960-61	Glen Rose	16-7	9-5	3rd	--						
1961-62	Glen Rose	14-10	5-9	6th	--						
1962-63	Glen Rose	13-11	8-6	4th	--						
1963-64	Glen Rose	9-14	6-8	6th	--						
1964-65	Glen Rose	9-14	5-9	5th	--						
1965-66	Glen Rose	13-10	7-7	T-4th	--						
1966-67	Duddy Waller	6-17	4-10	T-7th	--						
1967-68	Duddy Waller	10-14	7-7	5th	--						
1968-69	Duddy Waller	10-14	4-10	8th	--						
1969-70	Duddy Waller	5-19	3-11	8th	--						
1970-71	Lanny Van Eman	5-21	1-13	8th	--						
1971-72	Lanny Van Eman	8-18	5-9	6th	--						
1972-73	Lanny Van Eman	16-10	9-5	T-2nd	--						
1973-74	Lanny Van Eman	10-16	6-8	5th	--						
1974-75	Eddie Sutton	17-9	11-3	2nd	--						
1975-76	Eddie Sutton	19-9	9-7	4th	--						
1976-77	Eddie Sutton	26-2	16-0	1st	NCAA First Round						
1977-78	Eddie Sutton	32-4	14-2	T-1st	NCAA Final Four						
1978-79	Eddie Sutton	25-5	13-3	T-1st	NCAA Regional Final						
1979-80	Eddie Sutton	21-8	13-3	2nd	NCAA First Round						
1980-81	Eddie Sutton	24-8	13-3	1st	NCAA Regional Semifinal						
1981-82	Eddie Sutton	23-6	12-4	1st	NCAA Second Round						
1982-83	Eddie Sutton	26-4	14-2	2nd	NCAA Regional Semifinal						
1983-84	Eddie Sutton	25-7	14-2	2nd	NCAA First Round						



Nolan Richardson, with former President Bill Clinton, won 389 games and guided Arkansas to the Final Four three times from 1986-2002.

Arkansas Coaching Records

Years	Coach	Years	W	L	Pct.
1924-29	Francis Schmidt	6	113	22	.837
1930-33	Charles Bassett	4	62	29	.681
1934-42	Glen Rose	9	154	47	.766
1943-49	Eugene Lambert	7	113	60	.653
1950-52	Presley Askew	3	35	37	.486
1953-66	Glen Rose	14	171	154	.526
1967-70	Duddy Waller	4	31	64	.326
1971-74	Lanny Van Eman	4	39	65	.375
1975-85	Eddie Sutton	11	260	75	.776
1986-02	Nolan Richardson**	17	389	169	.697
** Mike Anderson was 1-1 as interim head coach in 2002.					
2003-07	Stan Heath	5	82	71	.536
2008-	John Pelfrey	2	37	28	.657
Totals		85	1,487	822	.644



Presley Askew




Charles Bassett



Stan Heath



Eugene Lambert



John Pelfrey



Nolan Richardson



Glen Rose



Francis Schmidt



Eddie Sutton



Lanny Van Eman



Duddy Waller

Year-By-Year Results

1923-24

17-11, 3-9 (7th)
Coach: Francis Schmidt

Opponent	Site	W/L	Score
@NE Oklahoma St.	A	W	19-13
@NE Oklahoma St.	A	W	33-12
Boynton Boys School	H	W	46-18
Jonesboro YMCA	H	L	38-25
Gay Oil Company	H	W	34-19
North Little Rock High	H	W	35-28
Fort Smith Faculty	H	W	69-8
Ozark Athletic Club	H	W	61-36
NE Oklahoma St.	H	W	43-22
NE Oklahoma St.	H	W	42-14
Arkansas Normal	H	W	62-27
Arkansas Normal	H	W	34-14
Southwest Missouri St.	H	L	38-31
Southwest Missouri St.	H	W	22-21
SMU*	H	L	17-11
SMU*	H	W	21-15
TCU*	H	L	31-30
TCU*	H	L	23-21
Hendrix College	H	W	28-18
Hendrix College	H	W	39-21
@Baylor*	A	L	33-29
@Baylor*	A	W	28-14
@Texas A&M*	A	L	35-27
@Texas A&M*	A	L	32-17
@Rice*	A	L	22-19
@Rice*	A	W	29-22
Texas*	H	L	30-26
Texas*	H	L	32-21

* Southwest Conference games

1924-25

21-5, 9-3 (3rd)
Coach: Francis Schmidt

Opponent	Site	W/L	Score
@College of the Ozarks	A	W	27-18
Gay Oil Company @ LR	N	W	31-13
England National Bank @ LR	N	W	31-22
Stuttgart Athletic Club	H	W	34-18
Jonesboro YMCA	H	W	28-24
Southeast Missouri St.	H	L	28-21
@Cairo (Ill.) Aces	A	W	35-7
@Bemis (Tenn.) YMCA	A	W	31-24
@Arkansas St.	A	W	31-9
@England Athletic Club	A	W	78-22
Hendrix College	H	W	40-16
Hendrix College	H	W	34-25
@SMU*	A	W	29-25
@SMU*	A	W	39-20
@TCU*	A	L	28-26
@TCU*	A	W	21-20
Baylor*	H	W	39-14
Baylor*	H	W	23-14
Rice*	H	W	37-19
Rice*	H	W	29-9
Texas A&M*	H	W	54-18
Texas A&M*	H	W	38-17
@Texas*	A	L	20-18
@Texas*	A	L	21-12
Oklahoma St.	H	W	21-17
Oklahoma St.	H	L	25-23

* Southwest Conference games

1925-26

23-2, 11-1 (1st)
SWC champion
Coach: Francis Schmidt

Opponent	Site	W/L	Score
@Ozark Athletic Club	A	W	81-7
@Fort Smith National Guard	A	W	64-6
Union Trust Company @ LR	N	W	35-22
England Athletic Club	H	W	64-18
@Jonesboro YMCA	A	W	29-22
@Arkansas St.	A	W	32-14
@Centralia (Ill.) Lions	A	W	29-13
@New Coliseum (St. Louis) Ath. Club	A	W	29-20
@St. Louis	A	L	40-30
Hendrix College	H	W	43-25
Hendrix College	H	W	39-21
SMU*	H	W	29-27
SMU*	H	W	28-8
@Baylor*	A	W	22-9
@Baylor*	A	W	19-14
Centenary	H	W	69-21
Centenary	H	W	43-9
Texas*	H	W	35-12
Texas*	H	W	27-7
@Rice*	A	W	54-15
@Rice*	A	W	25-17
@Texas A&M*	A	W	37-27
@Texas A&M*	A	W	35-21
TCU*	H	W	24-23
TCU*	H	L	30-15

* Southwest Conference games

1926-27

14-2, 8-2 (1st)
SWC champion
Coach: Francis Schmidt

Opponent	Site	W/L	Score
NE Oklahoma St.	H	W	27-13
NE Oklahoma St.	H	W	25-19
@Graham & Broening @ LR	A	W	38-34
@Southwestern Bell @ LR	A	W	42-26
@Jonesboro YMCA	A	W	49-25
@Arkansas St.	A	W	42-12
Rice*	H	W	36-18
Rice*	H	W	34-18
@TCU*	A	W	24-16
@TCU*	A	W	23-22
Texas A&M*	H	W	37-34
Texas A&M*	H	W	25-16
@Texas*	A	L	32-29
@Texas*	A	L	28-24
@SMU*	A	W	32-30
@SMU*	A	W	32-31

* Southwest Conference games

1927-28

19-1, 12-0 (1st)
SWC champion
Coach: Francis Schmidt

Opponent	Site	W/L	Score
NE Oklahoma St.	H	W	59-29
NE Oklahoma St.	H	W	61-24
@Drury College	A	W	39-20
@Southwest Missouri St.	A	L	45-31
@College of the Ozarks	A	W	53-27
@College of the Ozarks	A	W	59-20
TCU*	H	W	23-18
TCU*	H	W	28-24



Long before Bud Walton Arena and even Barnhill Arena, Arkansas played its home games in Schmitty's Barn.

Texas*	H	W	42-26	@Butler	A	L	37-21
Texas*	H	W	59-29	@St. Louis	A	L	24-18
Hendrix College	H	W	69-30	@Texas*	A	W	29-21
Hendrix College	H	W	50-24	@Texas*	A	L	27-25
@Baylor*	H	W	59-21	Rice*	H	W	36-32
@Baylor*	H	W	34-21	Rice*	H	W	31-25
SMU*	H	W	48-26	Texas A&M*	H	W	30-19
SMU*	H	W	34-22	Texas A&M*	H	L	37-34
@Rice*	A	W	20-11	@TCU*	A	L	35-26
@Rice*	A	W	28-23	@TCU*	A	W	30-29
@Texas A&M*	A	W	42-18	St. Louis	H	W	33-30
@Texas A&M*	A	W	46-31	Baylor*	H	L	29-27
				Baylor*	H	W	29-25
				Oklahoma St.	H	W	37-22
				Oklahoma St.	H	W	29-22
				@SMU*	A	W	32-27
				@SMU*	A	L	40-27

*Southwest Conference games

1928-29

19-1, 11-1 (1st)

SWC champion

Coach: Francis Schmidt

Opponent	Site	W/L	Score
NE Oklahoma St.	H	W	54-28
NE Oklahoma St.	H	W	54-34
Little Rock All-Stars	H	W	32-21
@Fort Smith Collegians	A	W	45-22
@Jonesboro YMCA	A	W	43-30
@Earle Cardinals	A	W	47-25
@SMU*	A	W	32-26
@SMU*	A	W	39-17
@TCU*	A	W	41-24
@TCU*	A	W	66-26
Baylor*	H	W	59-24
Baylor*	H	W	71-23
Drury College	H	W	52-25
Drury College	H	W	42-22
@Texas*	A	W	48-32
@Texas*	A	L	36-25
Rice*	H	W	51-18
Rice*	H	W	44-13
Texas A&M*	H	W	49-32
Texas A&M*	H	W	38-29

*Southwest Conference games

1929-30

16-7, 10-2 (1st)

SWC champion

Coach: Charles Bassett

Opponent	Site	W/L	Score
NE Oklahoma St.	H	W	57-26
NE Oklahoma St.	H	W	37-17
SE Oklahoma St.	H	W	32-29
SE Oklahoma St.	H	W	24-22
@Drury College	A	L	28-25
@St. Louis	A	L	32-13
@Southwest Missouri St.	A	L	40-21
@Pittsburg (Kan.) St.	A	L	36-23
@Pittsburg (Kan.) St.	A	L	51-20
TCU*	H	W	32-21
TCU*	H	W	22-18
Texas*	H	W	22-19
Texas*	H	L	29-27
@Baylor*	A	W	30-23
@Baylor*	A	W	27-21
@Oklahoma St.	A	W	30-20
@Oklahoma St.	A	W	30-23
SMU*	H	W	28-27
SMU*	H	W	44-29
@Texas A&M*	A	W	28-24
@Texas A&M*	A	W	25-23
@Rice*	A	W	30-26
@Rice*	A	L	37-16

*Southwest Conference games

1930-31

14-9, 7-5 (T3rd)

Coach: Charles Bassett

Opponent	Site	W/L	Score
NE Oklahoma St.	H	W	36-29
NE Oklahoma St.	H	W	39-21
Pittsburg (Kan.) St.	H	L	40-31
Pittsburg (Kan.) St.	H	L	28-26
Colonial Baking AAU @ LR	N	W	30-27
Colonial Baking AAU @ LR	N	W	30-27

1933-34

16-8, 6-6 (3rd)

Coach: Glen Rose

Opponent	Site	W/L	Score
NE Oklahoma St.	H	W	30-19
NE Oklahoma St.	H	W	27-23
@Southwest Missouri St.	A	L	16-13
@Diamond Oilers @ Fort Smith	A	W	39-31
@Central Arkansas	A	W	54-30
Colonial Baking AAU @ LR	N	W	54-37
Colonial Baking AAU @ LR	N	W	37-28
Southwest Missouri St.	H	W	22-15
Tulsa	H	W	18-13
TCU*	H	W	31-15
TCU*	H	L	28-21
Oklahoma St.	H	W	46-22
Oklahoma St.	H	W	28-23
@Tulsa	A	L	25-24
@Baylor*	A	W	31-29
@Baylor*	A	L	31-20
Texas*	H	L	28-26
Texas*	H	W	32-29
@Rice*	A	W	31-20
@Rice*	A	L	25-22
@Texas A&M*	A	W	23-22
@Texas A&M*	A	L	35-23
SMU*	H	W	39-35
SMU*	H	L	44-37

*Southwest Conference games

1934-35

14-5, 9-3 (T1st)

Coach: Glen Rose

Opponent	Site	W/L	Score
NE Oklahoma St.	H	W	38-21
NE Oklahoma St.	H	W	53-14
@Tulsa	A	L	25-21
Diamond Oilers @ Tulsa	N	L	28-26
@East Central (Okla.) St.	A	W	50-21
Tulsa	H	W	33-14
Rice*	H	W	31-30
Rice*	H	W	37-19
@TCU*	A	W	41-20
@TCU*	A	W	42-24
Fort Smith Vehicle Sports	H	W	60-32
Baylor*	H	W	37-27
Baylor*	H	W	48-30
@Texas*	A	W	47-30
@Texas*	A	L	33-23
@SMU*	A	L	30-22
@SMU*	A	L	41-27
Texas A&M*	H	W	45-41
Texas A&M*	H	W	51-31

*Southwest Conference games

1935-36

24-3, 11-1 (1st)

SWC champion

U.S. Olympic finalist

Coach: Glen Rose

Opponent	Site	W/L	Score
NE Oklahoma St.	H	W	47-19
NE Oklahoma St.	H	W	50-19
@Oklahoma St.	A	L	33-21
@Oklahoma St.	A	W	24-15
@Tulsa	A	W	47-30
@Fort Smith Vehicle Sports	A	W	52-24
@Central Arkansas	A	W	42-38
@Central Arkansas	A	W	66-27
Oklahoma Tire AAU	H	W	42-39
@Texas A&M*	A	W	22-18
@Texas A&M*	A	W	34-27
@Rice*	A	W	33-26
@Rice*	A	L	35-29
Tulsa	H	W	42-28
SMU*	H	W	34-23
SMU*	H	W	40-28
@Baylor*	A	W	44-26
@Baylor*	A	W	39-14
TCU*	H	W	47-15
TCU*	H	W	40-29

Texas*	H	W	38-37
Texas*	H	W	43-31

U.S. Olympic Playoffs • Houston, Texas

Texas	N	W	27-16
Stephen F. Austin	N	W	53-24

U.S. Olympic Playoffs • Little Rock, Ark.

Western Kentucky	N	W	43-26
Western Kentucky	N	W	39-30

U.S. Olympic Playoffs • New York, N.Y.

Hollywood Universal	N	L	40-29
---------------------	---	---	-------

*Southwest Conference games

1936-37

12-6, 8-4 (2nd)

Coach: Glen Rose

Opponent	Site	W/L	Score
Drake	H	W	31-22
SE Oklahoma St.	H	W	33-19
SE Oklahoma St.	H	W	39-28

Sugar Bowl Classic • New Orleans, La.

Opponent	Site	W/L	Score
Tennessee	N	W	42-34
Brown Paper Mill AAU	H	L	31-29
Baylor*	H	L	25-22
Baylor*	H	W	42-24
@SMU*	A	L	29-25
@SMU*	A	W	37-28
@Texas*	A	L	39-28
@Texas*	A	L	43-31
Texas A&M*	H	W	45-19
Texas A&M*	H	W	36-32
Rice*	H	W	52-29
Rice*	H	W	52-34
Phillips 66ers	H	L	39-33
@TCU*	A	W	38-35
@TCU*	A	W	43-21

*Southwest Conference games

1937-38

19-3, 11-1 (1st)

SWC champion

Coach: Glen Rose

Opponent	Site	W/L	Score
Staf-O-Life AAU	H	W	52-26
@Murray St.	A	L	43-40
Ole Miss @ Memphis	N	W	47-43
Ole Miss @ LR	N	W	48-46

All College Tournament • At Oklahoma City, Okla.

NW Oklahoma St.	N	W	45-44
Central (Mo.) St.	N	W	43-36
SW Kansas St.	N	L	36-33
North Texas	N	W	32-21
@Texas A&M*	A	W	45-32
@Texas A&M*	A	W	33-22
Parks Clothiers AAU	H	W	28-25
Rice*	H	W	38-31
Rice*	H	W	59-37
Marianne (Ark.) AAU	H	W	57-25
TCU*	H	W	53-26
TCU*	H	W	57-38
Texas*	H	W	74-38
Texas*	H	W	42-37
@Baylor*	A	L	54-47
@Baylor*	A	W	54-45
SMU*	H	W	32-23
SMU*	H	W	34-26


*Southwest Conference games

1938-39

18-5, 9-3 (2nd)

Coach: Glen Rose

Opponent	Site	W/L	Score
SE Oklahoma St.	H	W	51-33
SE Oklahoma St.	H	W	36-21
Phillips 66ers	H	W	32-31
Drury College	H	W	44-21
Drury College	H	W	27-19
@Oklahoma	A	W	39-31
@Oklahoma	A	W	36-30
Parks Clothiers AAU	H	L	66-28



George Kok's 22 points against Oregon in 1945 helped send Arkansas to its second Final Four.

Sugar Bowl Classic • New Orleans, La.

Opponent	Site	W/L	Score
Purdue	N	L	57-51
@Fort Smith Buick AAU	A	W	61-19
@SMU*	A	L	47-31
@SMU*	A	L	32-19
@Texas*	A	L	41-37
@Texas*	A	W	65-41
Baylor*	H	W	46-38
Baylor*	H	W	40-36
@TCU*	A	W	44-32
@TCU*	A	W	51-38
Parks Clothiers AAU	H	W	48-45
Texas A&M*	H	W	61-42
Texas A&M*	H	W	66-38
@Rice*	A	W	50-45
@Rice*	A	W	40-35

**Southwest Conference games*

Texas*	H	W	54-44
@Baylor*	A	L	40-24
@Baylor*	A	L	47-39
SMU*	H	W	75-40
SMU*	H	W	36-26
@Texas A&M*	A	W	37-25
@Texas A&M*	A	L	41-38
@Rice*	A	L	60-43
@Rice*	A	L	42-28
TCU*	H	W	59-45
TCU*	H	W	52-36

**Southwest Conference games*

1940-41
 20-3, 12-0 (1st)
 SWC champion
 NCAA Final Four
 Coach: Glen Rose

1939-40
 12-10, 6-6 (4th)
 Coach: Glen Rose

Opponent	Site	W/L	Score
SE Oklahoma St.	H	W	32-20
SE Oklahoma St.	H	L	26-25
Pittsburg (Kan.) St.	H	L	62-50
Pittsburg (Kan.) St.	H	W	49-42
Oklahoma	H	L	49-36
Oklahoma	H	W	40-38

All-College Tournament • Oklahoma City, Okla.

West Texas St.	N	W	48-43
Pittsburg (Kan.) St.	N	W	44-33
Oklahoma St.	N	L	32-26
Central (Mo.) St.	N	W	60-46
Texas*	H	L	52-33

Opponent	Site	W/L	Score
Drury College	H	W	62-17
Drury College	H	W	46-20
@Murray St.	A	W	52-30
Southwestern (Tenn.)	H	W	58-35
Phillips 66ers @ LR	N	W	38-24
@Phillips 66ers	A	L	35-33
@Pittsburg (Kan.) St.	A	W	48-45
@Texas*	A	W	50-38
@Texas*	A	W	44-34
Texas A&M*	H	W	68-33
Texas A&M*	H	W	58-36
Pittsburg (Kan.) St.	H	W	71-45
Baylor*	H	W	62-48
Baylor*	H	W	36-31
Rice*	H	W	66-41

Rice*	H	W	48-43
Phillips 66ers @ Tulsa	N	L	31-26
@TCU*	A	W	67-42
@TCU*	A	W	66-43
@SMU*	A	W	40-23
@SMU*	A	W	40-32

NCAA Western Regional • Kansas City, Mo.

Wyoming	N	W	52-40
---------	---	---	-------

NCAA Final Four • Kansas City, Mo.

Washington St.	N	L	64-53
----------------	---	---	-------

**Southwest Conference games*

1941-42
 19-4, 10-2 (T1st)
 SWC champion
 Coach: Glen Rose

Opponent	Site	W/L	Score
SE Oklahoma St.	H	W	30-19
SE Oklahoma St.	H	W	38-36
Central (Okla.) St.	H	W	43-23
Central (Okla.) St.	H	W	42-25

All-College Tournament • Oklahoma City, Okla.

Central (Mo.) St.	N	W	44-36
West Texas St.	N	L	54-41
SMU	N	W	52-22
East Central (Okla.)	N	W	54-28
@Phillips 66ers	A	L	34-33
SMU*	H	W	35-33
SMU*	H	W	36-34
@Rice*	A	L	51-38
@Rice	A	W	55-47
Tulsa	H	W	59-30
@Baylor*	A	W	53-43
@Baylor*	A	W	50-45
@Texas A&M*	A	W	47-45
@Texas A&M*	A	W	40-31
Texas*	H	W	42-34
Texas*	H	L	58-37
Tulsa	H	W	69-27
TCU*	H	W	41-33
TCU*	H	W	63-37

**Southwest Conference games*

1942-43
 19-7, 8-4 (3rd)
 Coach: Eugene Lambert

Opponent	Site	W/L	Score
Camp Crowder (Mo.)	H	W	43-31
East Central (Okla.)	H	W	50-35
Pittsburg (Kan.) St.	H	W	57-46
@Camp Crowder (Mo.)	A	W	40-29
@Drury College	A	W	42-29
@Southwest Missouri St.	A	W	47-31
Quachita College @ Fort Smith	N	W	44-29

All-College Tournament • Oklahoma City, Okla.

Texas Tech	N	W	43-38
Texas Wesleyan	N	W	52-46
Texas	N	W	66-44
TCU	N	L	37-25
@Phillips 66ers	A	L	48-27
Pittsburg (Kan.) St.	H	W	43-38
@St. Louis	A	L	43-37
@SMU*	A	W	39-35
@SMU*	A	W	36-29
Rice*	H	W	52-35
Rice*	H	L	41-37
Baylor*	H	W	68-35
Baylor*	H	W	40-38
@Texas*	A	L	45-31
@Texas*	A	L	48-35
Texas A&M*	H	W	74-49
Texas A&M*	H	L	67-52
@TCU*	A	W	33-23
@TCU*	A	W	54-39

**Southwest Conference games*

1943-44
 16-8, 11-1 (T1st)
 SWC champion
 Coach: Eugene Lambert

Opponent	Site	W/L	Score
Conway (Ark.) AAU	H	W	60-33
Pittsburg (Kan.) St.	H	W	42-37
Springfield (Mo.) AAU	H	W	65-40
@Camp Chaffee (Ark)	A	W	58-52
@City College of New York	A	W	39-37
@Albright College	A	L	47-40
DePaul @ Buffalo, N.Y.	N	L	59-30
TCU*	H	W	71-50
TCU*	H	W	60-29
@Rice*	A	W	42-41
@Rice*	A	L	67-41
SMU*	H	W	68-58
SMU*	H	W	74-49
@Oklahoma St.	A	L	66-41
Oklahoma St. @ Oklahoma City	N	L	17-15
@Phillips 66ers	A	L	57-42
@Baylor*	A	W	45-28
@Baylor*	A	W	36-34
Texas*	H	W	59-48
Texas*	H	W	54-46
@Pittsburg (Kan.) St.	A	L	50-42
@Texas A&M*	A	W	70-35
@Texas A&M*	A	W	60-38
Champ Chaffee (Fort Smith)	H	L	58-42

**Southwest Conference games*

1944-45
 17-9, 9-3 (2nd)
 NCAA Final Four
 Coach: Eugene Lambert

Opponent	Site	W/L	Score
@Pittsburg (Kan.) St.	A	W	45-3
Blytheville AAB (Ark.)	H	W	76-45
@City College of New York	A	W	59-47
@Westminster College (Pa.)	A	L	71-61

All-College Tournament • Oklahoma City, Okla.

Denver	N	W	50-36
Oklahoma	N	W	54-51
Oklahoma St.	N	L	43-34
Baylor*	H	W	94-28
Baylor*	H	W	90-30
Phillips 66ers	H	L	60-40
Oklahoma St. @ LR	N	W	41-38
Oklahoma St. @ El Dorado	N	L	49-40
@Texas*	A	L	49-40
@Texas*	A	W	74-38
@Rice*	A	L	57-46
@Rice*	A	L	69-56
@TCU*	A	W	37-33
@TCU*	A	W	60-35
Pittsburg (Kan.) St.	H	W	76-45
@SMU*	A	W	59-52
@SMU*	A	W	65-49
Texas A&M*	H	W	80-21
Texas A&M*	H	W	87-36
Phillips 66ers	H	L	62-34

NCAA Western Regional • Kansas City, Mo.

Oregon	N	W	79-76
--------	---	---	-------

NCAA Final Four • Kansas City, Mo.

Oklahoma St.	N	L	68-41
--------------	---	---	-------

**Southwest Conference games*

1945-46
 16-7, 9-3 (2nd)
 Coach: Eugene Lambert

Opponent	Site	W/L	Score
Camp Chaffee (Ark.)	H	W	76-35
Sedalia AAB (Mo.)	H	W	101-37
Western Kentucky @ LR	N	W	66-46
Western Kentucky @ LR	N	W	67-38
Memphis NATTC	H	W	52-47
@New York University	A	L	63-62
@Kentucky	A	L	67-42
Texas*	H	W	55-47
Texas*	H	W	90-63
@Baylor*	A	W	49-37



ZORBACK

@Baylor*	A	L	40-28
Camp Hood (Texas)	H	W	62-53
SMU*	H	W	81-53
SMU*	H	W	74-56
Rice*	H	W	62-45
Rice*	H	W	68-25
TCU*	H	L	53-50
TCU*	H	W	58-36
@Oklahoma St.	A	L	53-29
Oklahoma St. @ Oklahoma City	N	L	46-31
Camp Robinson (Ark.)	H	W	64-53
@Texas A&M*	A	L	56-55
@Texas A&M*	A	W	53-43

*Southwest Conference games

1946-47

14-10, 8-4 (T-2nd)

Coach: Eugene Lambert

Opponent	Site	W/L	Score
Tulsa	H	W	56-21
Southwest Missouri St. @ Joplin	N	W	62-55

Big Six Tournament • Kansas City, Mo.

Nebraska	N	W	57-46
Kansas	N	L	53-52
Kansas St.	N	L	56-41
@New York University	A	L	67-46
@St. Joseph's (Pa.)	A	W	46-36
@Pittsburg (Kan.) St.	A	L	53-52
Rice*	H	W	52-51
Rice*	H	W	66-53
@TCU*	A	W	54-39
@TCU*	A	W	63-53
University of Mexico	H	W	55-37
Oklahoma St. @ LR	N	L	42-38
Oklahoma St. @ Oklahoma City	N	L	49-44 (OT)
Central Arkansas	H	W	59-39
Baylor*	H	W	55-50
Baylor*	H	W	68-57
@SMU*	A	L	64-62
@SMU*	A	L	47-44
Texas A&M*	H	W	62-56
Texas A&M*	H	W	71-58
@Texas*	A	L	49-44
@Texas*	A	L	66-46

*Southwest Conference games

1947-48

16-8, 8-4 (3rd)

Coach: Eugene Lambert

Opponent	Site	W/L	Score
Pittsburg (Kan.) St.	H	W	75-42
Culver-Stockton (Mo.)	H	W	68-36
@New York University	A	L	85-62
@LaSalle (Pa.)	A	L	69-58
North Texas	H	W	62-49

Los Angeles Tournament • Los Angeles, Calif.

Brigham Young	N	L	68-58
Loyola (Calif.)	N	W	60-47
Pepperdine	N	W	70-44

San Francisco Tournament • San Francisco, Calif.

@San Francisco	A	W	74-58
@Stanford	A	L	60-53
@Texas A&M*	A	W	58-51
@Texas A&M*	A	W	57-46
SMU*	H	W	47-40
SMU*	H	W	58-57
Alabama @ Memphis	N	W	42-35
@Arkansas St.	A	W	76-59
@Baylor*	A	L	42-38
@Baylor*	A	L	55-47
TCU*	H	W	37-30
TCU*	H	W	47-38
Texas*	H	W	54-40
Texas*	H	L	54-43
@Rice*	A	L	61-49
@Rice*	A	W	66-63 (OT)

*Southwest Conference games

1948-49

15-11, 9-3 (T-1st)

SWC champion

NCAA Regional Semifinal (Sweet 16)

Coach: Eugene Lambert

Opponent	Site	W/L	Score
@Phillips 66ers	A	L	58-40
Oklahoma City	H	W	31-29
@Oklahoma St.	A	L	53-28
@Long Island University	A	L	56-42
@Canisius	A	L	60-51
@Kentucky	A	L	76-39
Pittsburg (Kan.) St.	H	W	79-53
Oklahoma St.	H	L	50-45
Tennessee @ Memphis	N	W	58-55
Baylor*	H	L	41-37
Phillips 66ers @ LR	N	L	58-32
@SMU*	A	W	54-45
@TCU*	A	W	41-36
Rice*	H	L	49-48
Texas A&M*	H	W	62-47
@Baylor*	A	W	52-46
@Texas*	A	W	60-54
Texas*	H	W	54-50
SMU*	H	W	47-39
TCU*	H	W	67-52
@Rice*	A	L	54-48
@Texas A&M*	A	W	61-46

District VI Playoffs

Rice	N	W	50-34
Arizona	N	W	65-44

NCAA Western Regional - Kansas City, Mo.

Oregon St.	N	L	56-38
Wyoming	N	W	61-48

*Southwest Conference games

1949-50

12-12, 8-4 (T-1st)

Coach: Presley Askew

Opponent	Site	W/L	Score
Pittsburg (Kan.) St.	H	W	59-41
@Oklahoma St.	A	L	43-41
@LSU	A	L	62-46
@Tulane	A	W	42-41
@Illinois	A	L	65-53
@Indiana	A	L	75-50
Oklahoma St. @ LR	N	L	44-36

All-College Tournament • Oklahoma City, Okla.

Alabama	N	W	41-33
Wyoming	N	L	40-26
Oklahoma St.	N	L	57-33
Kentucky @ LR	N	L	57-53
Texas*	H	W	60-51
@Texas A&M*	A	L	43-35
@Rice*	A	W	60-56
SMU*	H	W	63-55
Baylor @ LR*	N	L	60-49
@Texas*	A	W	51-37
@Baylor*	A	L	52-42
Pittsburg (Kan.) St. @ LR	N	W	41-36
Texas A&M*	H	W	52-46
TCU*	H	W	52-43
Rice*	H	W	61-38
@SMU*	A	L	57-48
@TCU*	A	W	45-39

*Southwest Conference games

1950-51

13-11, 7-5 (4th)

Coach: Presley Askew

Opponent	Site	W/L	Score
Arkansas Tech	H	W	50-45
Tulsa	H	W	59-46
@Oklahoma St.	A	L	55-53
@Tulsa	A	L	48-46
Oklahoma St.	H	L	44-33
@Missouri	A	L	54-32
Ole Miss @ Memphis	N	W	45-35
Ole Miss @ LR	N	L	45-41

All-College Tournament • Oklahoma City, Okla.

Tulsa	N	W	53-44
Alabama	N	W	46-34
Oklahoma St.	N	L	54-41
@TCU*	A	L	42-31
@SMU*	A	L	60-45
Texas*	H	L	50-42
Baylor*	H	W	69-55
@Texas A&M*	A	L	34-33
@Rice*	A	W	50-42
SMU*	H	W	50-48
Texas A&M*	H	W	45-38
LSU @ LR	N	W	64-50
@Baylor*	A	W	55-44
@Texas*	A	W	40-38
TCU*	H	L	52-42
Rice @ LR*	N	W	57-43

*Southwest Conference games

1951-52

10-14, 4-8 (T-6th)

Coach: Presley Askew

Opponent	Site	W/L	Score
Central (Mo.) College	H	W	52-42
Phillips 66ers	H	L	74-39
Ole Miss @ LR	N	W	66-58
Ole Miss @ Memphis	N	W	68-66
@Tulsa	A	L	48-44
@Mississippi St.	A	L	79-39
Missouri	H	W	49-43
Tulsa	H	L	66-48

SWC Tournament • Dallas, Texas

Texas A&M	N	L	49-46
SMU	N	L	54-40
Baylor	N	W	58-44

Texas A&M*	H	L	47-42
@Texas*	A	L	62-51
@Baylor*	A	W	54-38
Rice*	H	L	48-46
Pittsburg (Kan.) St.	H	W	53-37
TCU @ LR*	N	W	56-54
SMU*	H	L	54-50
@Rice*	A	L	59-55
@Texas A&M*	A	W	49-40
Baylor*	H	L	44-39
@SMU*	A	L	57-48
@TCU*	A	L	68-56
Texas*	H	W	45-44

*Southwest Conference games

1952-53


10-11, 4-8 (T-5th)

Coach: Glen Rose

Opponent	Site	W/L	Score
@Tulsa	A	L	69-50
Mississippi St.	H	W	102-71
@Missouri	A	W	64-63
Ole Miss @ LR	N	W	104-72

SWC Tournament • Dallas, Texas

Arizona	N	W	68-51
SMU	N	L	65-62
Baylor	N	W	59-54
Tulsa	H	L	61-50
@Texas A&M*	A	L	56-48
@Texas*	A	L	62-57
Rice*	H	W	87-68
Baylor*	H	W	49-47
Pittsburg (Kan.) St.	H	W	79-63
TCU*	H	L	49-46



Fred Grim was an honorable mention All-American in 1958 when the Razorbacks won the Southwest Conference title and earned a spot in the NCAA Tournament.

@SMU*	A	W	71-66
@Rice*	A	L	70-45
Texas*	H	L	70-65
Texas A&M*	H	W	66-46
@Baylor*	A	L	74-68
@TCU*	A	L	65-63
SMU*	H	L	79-74

*Southwest Conference games

1953-54

13-9, 6-6 (T-3rd)
Coach: Glen Rose

Opponent	Site	W/L	Score
@Tulsa	A	L	51-50
Northwestern (La.) St.	H	W	71-62
@Washington (Mo.)	A	W	69-55
Missouri	H	W	64-63
Washington (Mo.) @ LR	N	W	68-50

SWC Tournament • Houston, Texas

TCU	N	W	60-50
Texas	N	L	66-65
SMU	N	L	70-66
Tulsa	H	W	55-49
Ole Miss @ Memphis	N	W	89-76
@Texas*	A	L	64-61
@Baylor*	A	L	63-59
SMU*	H	W	61-58
Rice*	H	L	80-55
Texas A&M*	H	W	80-55
@TCU*	A	W	66-59
@SMU*	A	L	92-68
TCU*	H	W	70-55
Baylor*	H	W	73-51
@Rice*	A	L	76-62
@Texas A&M*	A	W	67-54
Texas*	H	L	67-57

*Southwest Conference games

1954-55

14-9, 8-4 (T-2nd)
Coach: Glen Rose

Opponent	Site	W/L	Score
Northwestern (La.) St.	H	L	74-68
@Oklahoma City	A	W	81-76
@Tulsa	A	L	63-47
@Missouri	A	L	77-58
Ole Miss @ LR	N	W	74-64

SWC Tournament • Houston, Texas

Rice	N	W	73-66
Alabama	N	L	84-67
Texas A&M	N	W	74-70
Tulsa	H	W	68-60
TCU*	H	W	67-62
@Texas A&M*	A	L	62-59
@Rice*	A	W	83-61
Baylor*	H	W	73-63
Oklahoma City	H	W	55-52
SMU*	H	W	85-74
@Texas*	A	L	75-74
@Baylor*	A	W	75-72
Rice*	H	W	86-75
@Saint Louis	A	L	99-72
Texas*	H	W	79-74
@SMU*	A	L	83-69
Texas A&M*	H	L	73-63
@TCU*	A	W	110-89

*Southwest Conference games

1955-56

11-12, 9-3 (2nd)
Coach: Glen Rose

Opponent	Site	W/L	Score
SE Oklahoma St.	H	L	65-64
Tulsa	H	L	53-45
@Oklahoma St.	A	L	70-66 (OT)
@Oklahoma	A	L	69-59

SWC Tournament • Houston, Texas

SMU	N	L	67-62
Baylor	N	L	67-63
Texas A&M	N	W	80-49
Missouri	H	L	51-50

@Baylor*	A	W	85-64
@Texas*	A	W	70-67
Rice*	H	W	84-70
Texas A&M*	H	W	98-66
Ole Miss @ Memphis	N	W	85-69
@TCU*	A	W	74-72
SMU*	H	L	58-53
Baylor*	H	W	36-31
@Rice*	A	L	86-65
@Texas A&M*	A	L	61-52
Texas*	H	W	79-69
@SMU*	A	L	80-72
TCU*	H	W	90-71
@Tulsa	A	L	55-51
Saint Louis	H	L	68-66

*Southwest Conference games

1956-57

11-12, 5-7 (5th)
Coach: Glen Rose

Opponent	Site	W/L	Score
Oklahoma	H	W	59-55
@Wichita St.	A	L	64-47
@Tulsa	A	W	77-70
Oklahoma St.	H	L	59-50
@Missouri	A	L	72-52
Wichita St.	H	W	80-67

SWC Tournament • Houston, Texas

Texas	N	W	89-76
Rice	N	W	81-70
SMU	N	L	64-60
@Texas A&M*	A	W	73-65
@Rice*	A	L	78-68
Baylor*	H	L	52-51
Texas*	H	W	67-66
@Kansas St.	A	L	70-56
TCU*	H	W	62-58
@SMU*	A	L	69-55
Texas A&M*	H	W	63-46
Tulsa	H	W	52-43
@TCU*	A	L	64-57
Rice*	H	L	82-69
@Baylor*	A	L	67-61
@Texas*	A	W	70-54
SMU*	H	L	87-59

*Southwest Conference games

1957-58

17-10, 9-5 (T-1st)
SWC champion
NCAA Regional Semifinal (Sweet 16)
Coach: Glen Rose

Opponent	Site	W/L	Score
@Oklahoma	A	L	64-52
New Mexico St.	H	W	59-50
@Tulsa	A	W	79-61
Ole Miss @ LR	N	W	61-58
Kansas St.	H	L	63-48
Missouri	H	W	55-45

SWC Tournament • Houston, Texas

Texas	N	W	83-67
Rice	N	L	50-49
Texas Tech	N	W	71-67
@Texas*	A	W	57-55
@Baylor*	A	W	68-53
TCU*	H	W	65-49
Texas Tech*	H	W	58-55
Tulsa	H	W	50-43
Texas A&M*	H	W	67-51
@SMU*	A	L	49-46
@TCU*	A	W	56-46
Rice*	H	L	63-59
SMU*	H	W	65-63
@Texas Tech*	A	L	69-48
@Texas A&M*	A	L	66-57
@Rice*	A	L	61-59
Baylor*	H	W	79-55
Texas*	H	W	74-60

District VI Playoff • Shreveport, La.

SMU	N	W	61-55
-----	---	---	-------

NCAA Midwest Regional • Lawrence, Kan.

Oklahoma St.	N	L	65-40
Cincinnati	N	L	97-62

*Southwest Conference games

1958-59

9-14, 6-8 (T-5th)
Coach: Glen Rose

Opponent	Site	W/L	Score
@Missouri	A	L	74-71
Oklahoma	H	W	61-52
LSU @ Shreveport	N	L	67-58
Tulsa	H	L	54-52

SWC Tournament • Houston, Texas

SMU	N	L	65-64
Baylor	N	W	60-57
Texas Tech	N	L	72-62
Texas Tech*	H	W	61-57
@TCU*	A	L	52-45
Rice*	H	W	72-61
Texas A&M*	H	L	63-62
@Tulsa	A	L	61-54
@Baylor*	A	L	64-58
SMU*	H	L	59-50
@Texas*	A	W	77-74
@Rice*	A	L	68-62
TCU*	H	L	76-71
Baylor*	H	W	59-53
@Texas A&M*	A	W	72-71
@SMU*	A	L	56-51
Texas*	H	W	63-56
@Texas Tech*	A	L	80-69

*Southwest Conference games

1959-60

12-11, 7-7 (T-4th)
Coach: Glen Rose

Date	Opponent	UA/Opp Rank	Site	W/L	Score
12/4	Missouri		H	L	75-71
12/5	Oklahoma St.		H	W	54-50
12/7	Tulsa		H	W	65-51
12/12	Ole Miss @ LR		N	L	78-63
12/21	Centenary		H	W	75-55

SWC Tournament • Houston, Texas

12/28	Baylor		N	W	71-66
12/29	SMU		N	L	67-56
12/30	Texas		N	W	68-58
1/5	TCU*		H	W	74-60
1/9	@Baylor*	A	W	90-83 (2 OT)	
1/11	@Texas*	A	L	72-66	
1/16	Rice*	H	W	74-63	
1/28	@Tulsa	A	L	78-65	
2/2	@Texas Tech*	A	L	82-79	
2/6	SMU*		H	L	72-70
2/9	Texas A&M*	nr/12	H	L	77-68
2/13	@TCU*	A	W	66-61	
2/16	Texas Tech*		H	W	78-55
2/20	@Texas A&M*	nr/11	A	L	82-61
2/22	@Rice*	A	W	94-74	
2/26	Texas*		H	L	71-57
2/29	Baylor*		H	W	83-74
3/2	@SMU*		A	L	93-82

*Southwest Conference games

1960-61

16-7, 9-5 (3rd)
Coach: Glen Rose

Date	Opponent	UA/Opp Rank	Site	W/L	Score
12/3	@Missouri		A	W	84-75
12/6	@Oklahoma St.		A	L	59-50 (OT)
12/8	North Texas		H	W	94-80
12/10	Ole Miss @ Blytheville		N	W	77-71
12/13	@Tulsa		A	L	64-59
12/17	Centenary		H	W	71-61
12/21	Alabama @ LR		N	W	83-76
12/22	Tennessee @ LR		N	W	89-76
1/4	@Texas*		A	L	68-58
1/7	SMU*		H	W	76-74
1/10	@Texas A&M*		A	L	81-62
1/14	Rice*		H	W	80-55
1/26	Tulsa		H	W	66-58
1/31	@Baylor*		A	W	74-58

2/4	TCU*		H	W	88-75
2/7	Texas Tech*		H	L	72-66
2/11	@Rice*		A	W	84-72
2/14	Texas*		H	W	74-59
2/18	@Texas Tech*		A	L	87-81
2/22	@TCU*		A	W	96-76
2/24	Baylor*		H	W	70-48
2/27	@SMU*		A	W	88-82 (OT)
3/2	Texas A&M*		H	L	70-68

*Southwest Conference games

1961-62

14-10, 5-9 (6th)
Coach: Glen Rose

Date	Opponent	UA/Opp Rank	Site	W/L	Score
12/1	@Kansas		A	L	85-74
12/4	Missouri		H	W	72-68
12/8	@North Texas		A	W	68-61
12/12	Oklahoma St.		H	W	63-54
12/14	Tulsa		H	W	87-59
12/16	Ole Miss @ LR		N	W	59-54
12/21	LSU @ Shreveport		N	W	84-81 (OT)

Poinsetta Classic • Greenville, S.C.

12/29	Clensom		N	W	62-60
12/30	Georgia Tech		N	W	72-42
1/3	Texas A&M*		H	W	64-59
1/6	@Texas*		A	L	73-59
1/9	SMU*		H	L	77-70
1/12	@TCU*		A	W	64-61
1/24	@Tulsa		A	W	99-77
1/30	Rice*		H	W	104-84
2/3	Texas Tech*		H	L	66-64
2/6	@Baylor*		A	L	76-60
2/10	TCU*		H	W	90-80
2/13	@Rice*		A	L	63-55
2/17	@Texas Tech*		A	L	76-64
2/20	Baylor*		H	W	76-75
2/23	@Texas A&M*		A	L	89-79
2/27	Texas*		H	L	61-60
3/6	@SMU*		A	L	84-81

*Southwest Conference games

1962-63

13-11, 8-6 (4th)
Coach: Glen Rose

Date	Opponent	UA/Opp Rank	Site	W/L	Score
12/3	Kansas		H	W	64-62 (OT)
12/8	@Missouri		A	W	70-61
12/11	@Oklahoma St.		A	L	46-45 (OT)
12/13	Tulsa		H	L	76-68
12/15	Ole Miss @ Blytheville		N	W	90-60
12/19	LSU @ LR		N	L	72-70

All-College Tournament • Oklahoma City, Okla.

12/27	Loyola (Chicago)		N	L	81-62
12/28	Toledo		N	W	58-55
12/29	Creighton		N	W	73-61
1/3	@SMU*		A	W	73-71
1/5	Texas*		H	L	69-63
1/8	@TCU*		A	W	81-59
1/12	@Rice*		A	L	85-70
1/31	@Tulsa		A	L	68-66
2/2	Texas A&M*		H	W	66-55
2/5	@Texas Tech*		A	L	



12/14	@Vanderbilt	A	L	101-77
12/20	Lamar Tech	H	W	86-80

Gulf States Classic • Shreveport, La.

12/27	Tennessee	N	L	77-57
12/28	Ole Miss	N	W	76-68
1/4	@Texas Tech*	A	L	93-84
1/7	Texas*	H	W	58-53
1/11	@TCU*	A	W	66-60
1/25	@Tulsa	A	L	95-86
1/27	@Baylor*	A	W	74-70
2/4	Rice*	H	L	76-63
2/8	@Texas A&M*	A	L	72-64
2/11	SMU*	H	W	83-71
2/15	Baylor*	H	W	73-61
2/18	@Rice*	A	L	77-69
2/22	Texas A&M*	H	L	60-57
2/25	@SMU*	A	L	86-71
2/29	Texas Tech*	H	L	87-86
3/3	@Texas*	A	L	80-67
3/5	TCU*	H	W	108-88

*Southwest Conference games

1964-65

9-14, 5-9 (5th)

Coach: Glen Rose

Date	Opponent	UA/Opp Rank	Site	W/L	Score
12/1	Kansas	nr/18	H	L	65-60
12/5	@Missouri		A	L	81-71
12/9	Oklahoma St.		H	L	66-52
12/12	Hardin-Simmons		H	W	68-63
12/15	Tulsa		H	W	65-64

Great South Classic • Shreveport, La.

12/29	Ole Miss	N	W	82-48
12/30	VMI	N	L	72-70
1/5	@TCU*	A	W	88-70
1/9	@Texas Tech*	A	L	93-78
1/12	Rice*	H	W	79-61
1/16	@Baylor*	A	L	84-75
1/28	@Mississippi St.	A	W	84-69
1/29	@Georgia Tech	A	L	93-83
2/3	Texas A&M*	H	L	82-79
2/6	SMU*	H	L	84-76
2/9	@Texas*	A	L	81-65
2/13	TCU*	H	W	96-72
2/16	Baylor*	H	W	78-73
2/20	@Texas A&M*	A	L	91-77
2/23	Texas @ LR*	N	L	74-72
2/27	@Rice*	A	W	77-64
3/2	Texas Tech*	H	L	87-80
3/4	@SMU*	A	L	88-75

*Southwest Conference games

1965-66

13-10, 7-7 (4th)

Coach: Glen Rose

Date	Opponent	UA/Opp Rank	Site	W/L	Score
12/1	@Kansas	nr/8	A	L	81-52
12/4	Missouri		H	W	75-62
12/7	Oklahoma St.		H	W	55-52
12/13	@Centenary		A	W	90-61
12/18	Texas-Arlington		H	W	78-64

Sun Bowl Classic • El Paso, Texas

12/29	Iowa	nr/4	N	L	77-75
12/30	Loyola (La.)		N	W	67-57
1/4	@TCU*	A	L	88-85	
1/8	Texas Tech*	H	W	74-65	
1/11	@Texas A&M*	A	L	75-72	
1/15	Texas*	H	W	93-82	
1/27	Mississippi St. @ LR	N	W	69-61	
1/28	@Georgia Tech	A	L	88-75	
2/2	SMU*	H	L	75-74	
2/5	Baylor*	H	W	78-59	
2/8	@Rice*	A	W	76-71	
2/12	@Baylor*	A	L	82-71	
2/15	Rice*	H	W	73-67	
2/19	@SMU*	A	L	67-66	
2/22	TCU*	H	W	91-73	
2/25	@Texas Tech*	A	L	79-74	
3/1	@Texas*	A	L	74-70	
3/3	Texas A&M*	H	W	94-71	

*Southwest Conference games

1966-67

6-17, 4-10 (T-7th)

Coach: Duddy Waller

Date	Opponent	UA/Opp Rank	Site	W/L	Score
12/1	Kansas		H	L	73-57
12/3	@Missouri		A	L	73-66
12/7	@Oklahoma St.		A	W	51-46
12/12	Centenary		H	L	81-80

Memphis Tournament • Memphis, Tenn.

12/16	Memphis	A	L	43-36
12/17	Oklahoma St.	N	L	50-43

Los Angeles Holiday Classic • Los Angeles, Calif.

12/28	Southern Cal	A	L	70-67
12/29	Arizona	N	W	65-61
12/30	Michigan	N	L	82-72

1/3	@Texas*	A	L	71-62
1/7	Texas Tech*	H	W	70-65
1/10	@Baylor*	A	L	65-53
1/14	Texas A&M @ LR*	N	W	47-46
1/17	SMU*	H	L	69-59
1/28	@TCU*	A	L	78-61
1/31	@Rice*	A	L	60-56
2/11	Texas*	H	L	67-61
2/14	@Texas A&M*	A	L	60-53
2/18	Rice*	H	W	66-63
2/21	@SMU*	A	L	69-66
2/25	TCU*	H	W	83-78
2/28	@Texas Tech*	A	L	73-59
3/2	Baylor*	H	L	68-55

*Southwest Conference games

1967-68

10-14, 7-7 (5th)

Coach: Duddy Waller

Date	Opponent	UA/Opp Rank	Site	W/L	Score
12/2	Missouri		H	L	74-52
12/5	Oklahoma St.		H	L	61-52
12/9	Ole Miss @ LR	N	W	64-62	
12/11	@Centenary		A	W	85-65
12/19	Centenary @ LR	N	W	90-82	
12/21	@Alabama		A	L	82-65

All-College Tournament • Oklahoma City, Okla.

12/28	Auburn	N	L	65-58
12/29	Fordham	N	L	80-73
12/30	Idaho St.	N	L	77-75
1/3	Texas A&M*	H	W	75-70

1/6	@Rice*	A	L	73-61
1/9	@Baylor*	A	L	80-69
1/13	Texas @ LR*	H	W	85-80
1/25	@Oklahoma City	A	L	92-90
1/30	TCU*	H	W	68-67
2/3	@SMU*	A	W	70-68
2/6	Texas Tech*	H	W	61-56
2/10	@TCU*	A	L	77-75
2/13	@Texas Tech*	A	L	74-72
2/17	SMU*	H	L	95-87
2/20	@Texas A&M*	A	L	71-67
2/24	Rice*	H	W	78-65
2/27	Baylor*	H	L	71-64
3/2	@Texas*	A	W	74-73

*Southwest Conference games

1968-69

10-14, 4-10 (8th)

Coach: Duddy Waller

Date	Opponent	UA/Opp Rank	Site	W/L	Score
11/30	Missouri		H	L	60-59
12/3	@Oklahoma St.		A	L	73-68
12/7	@Ole Miss	A	L	65-61 (OT)	
12/9	@Centenary		A	W	79-50
12/14	Texas-Arlington		H	W	80-69
12/17	Centenary		H	W	79-50
12/21	Alabama @ LR		N	W	52-48

Little Rock Classic • Little Rock, Ark.

12/27	Texas-Arlington	N	W	87-78
12/28	Centenary	N	W	56-48
1/7	@Rice*	A	W	67-62
1/11	Texas A&M*	H	L	73-68
1/13	@Texas*	A	L	67-59
1/24	Oklahoma City	H	L	84-73
2/8	Baylor*	H	L	74-72
2/1	@TCU*	A	L	85-79
2/4	Texas Tech*	H	W	64-53
2/8	@SMU*	A	L	84-69
2/11	TCU*	H	W	63-47
2/15	SMU @ LR*	N	L	76-68
2/18	@Texas Tech*	A	L	59-57
2/22	Rice*	H	L	74-67
2/25	@Texas A&M*	A	L	79-66
3/1	@Baylor*	A	L	66-54
3/4	Texas*	H	W	69-65

*Southwest Conference games

Lineup

Name				Pts.	Rebs.
5-11	Sr.	G	Benton Cone	9.8	2.7
6-3	Jr.	G	Robert McKenzie	13.5	5.0
6-4	Jr.	G/F	Ricky Tanneberger	9.8	5.4
6-5	Jr.	F	James Eldridge	13.7	7.1
6-5	Sr.	F	Gary Stephens	9.6	6.7

1969-70

5-19, 3-11 (8th)

Coach: Duddy Waller

Date	Opponent	UA/Opp Rank	Site	W/L	Score
12/1	@Missouri		A	L	58-51
12/5	Oklahoma St.		H	L	80-67

Liberty Bowl Classic • Memphis, Tenn.

12/10	Tulsa	N	L	74-66
12/11	Mississippi St.	N	L	76-74
12/13	@Texas-Arlington	A	W	85-73

Bayou Classic • Lafayette, La.

12/19	Kentucky Wesleyan	N	L	76-75
12/20	@Southwestern Louisiana	A	L	94-85
12/22	@Oklahoma	A	L	85-69
1/2	Northwestern St. (La.) @ LR	N	W	81-74
1/6	Texas A&M*	H	L	64-59
1/10	@Texas*	A	L	75-69
1/21	@Oklahoma City	A	L	73-70
1/24	@Baylor*	A	L	110-76
1/27	TCU*	H	L	82-68
1/31	@Texas Tech*	A	L	50-48
2/3	Rice*	H	L	76-69
2/7	@SMU*	A	L	76-75
2/10	Baylor*	H	W	76-75
2/14	SMU*	H	W	88-72
2/17	@Rice*	A	L	85-78
2/21	Texas Tech @ LR*	N	L	76-71
2/24	@Texas A&M*	A	L	72-60
2/28	Texas*	H	W	78-61
3/3	@TCU*	A	L	97-95

*Southwest Conference games

Lineup

Name				Pts.	Rebs.
6-0	So.	G	Almer Lee	17.0	3.2
6-3	Sr.	G	Robert McKenzie	15.2	7.6
6-4	Sr.	G/F	Ricky Tanneberger	8.0	3.7
6-7	Jr.	C	Bobby Vint	4.3	4.5
6-5	Sr.	F	James Eldridge	15.2	7.3


1970-71

5-21, 1-13 (8th)

Coach: Lanny Van Eman

Date	Opponent	UA/Opp Rank	Site	W/L	Score
12/1	Missouri		H	L	80-78
12/5	@Hardin-Simmons		A	L	112-96
12/7	@Oklahoma St.		A	L	67-65
12/10	Pittsburg (Kan.) St.		H	W	107-82
12/12	@Southern Illinois		A	L	99-78
12/14	@Iowa St.		A	L	86-77
12/17	Mississippi St.		H	L	69-67
12/19	@Centenary		A	W	71-61
12/21	Missouri-St. Louis		H	W	91-84
1/5	Oklahoma		H	L	115-100
1/7	Hardin-Simmons		H	W	110-101
1/9	Texas*		H	L	88-79
1/12	@Texas Tech*		A	L	98-68
1/16	Rice*		H	L	85-82
1/28	Washburn (Kan.)		H	L	80-75
1/30	@SMU*		A	L	90-88
2/2	TCU*		H	L	89-87
2/6	Texas A&M*		H	L	87-83
2/9	SMU*		H	L	112-99
2/13	@Baylor*		A	L	92-91
2/16	@TCU*		A	L	92-86
2/20	@Texas*		A	W	88-87 (OT)
2/23	Texas Tech*		H	L	89-87
2/27	@Rice*		A	L	97-93
3/2	Baylor*		H	L	111-110 (OT)
3/5	@Texas A&M*		A	L	92-89

*Southwest Conference games



Dean Tolson averaged 22.5 points and 13.2 rebounds in 1974.

Lineup						
Name			Pts.	Rebs.		
6-2	Jr. G	Joel Heider	3.4	2.1		
6-0	Jr. G	Almer Lee	19.2	3.0		
6-7	Sr. C	Bobby Vint	11.2	6.0		
6-6	Jr. F	Vernon Murphy	17.6	8.9		
6-5	Jr. F	Donnie Watts	14.4	5.4		

1971-72

8-18, 5-9 (6th)

Coach: Lanny Van Eman

Date	Opponent	UA/Opp	Rank	Site	W/L	Score
12/1	Georgia Southern				H W	93-91
12/4	@Missouri				A L	74-73
12/6	@Missouri-St. Louis				A L	85-79
12/9	Rockhurst				H W	102-72
12/11	Southern Illinois				H L	93-92
12/13	Oklahoma St.				H W	90-76
12/22	San Francisco St. @ LR N				L	84-81
12/23	Iowa St. @ LR				N L	96-93

Golden Beehive Tournament • Logan, Utah

12/27	@Utah St.				A L	95-94
12/28	Idaho St.				N L	88-73
12/31	@Memphis				A L	92-77
1/4	@Mississippi St.				A L	79-75
1/15	@TCU*				A L	95-77
1/22	Texas A&M*				H W	100-89
1/25	@SMU*				A L	85-71
1/29	@Texas*				A L	117-93
2/1	Texas Tech*				H L	76-73
2/5	Rice*				H W	103-95
2/8	@Baylor*				A L	93-84
2/12	TCU*				H L	98-90
2/15	@Texas A&M*				A L	86-85
2/19	SMU*				H W	88-74
2/22	Texas*				H L	92-86
2/26	@Texas Tech*				A L	86-85
2/29	Baylor*				H W	131-109
3/4	@Rice*				A W	113-108

*Southwest Conference games

Lineup

Name			Pts.	Rebs.		
6-2	Sr. G	Joel Heider	4.7	2.3		
6-4	Jr. G	Martin Terry	24.3	5.4		
6-8	So. C	Dean Tolson	15.5	9.9		
6-6	Sr. F	Vernon Murphy	11.8	5.3		
6-7	Jr. F	Doug Campbell	6.6	5.5		

1972-73

16-10, 9-5 (T-2nd)

Coach: Lanny Van Eman

Date	Opponent	UA/Opp	Rank	Site	W/L	Score
12/2	@Rockhurst				A W	87-76
12/4	Missouri Western				H W	85-81
12/6	Illinois St.				H L	81-67
12/9	@Tulane				A W	87-83
12/11	Indiana St.				H W	80-75
12/13	Georgia St.				H W	70-39
12/23	Memphis @ LR				N L	87-86

Razorback Classic • Little Rock, Ark.

12/29	Cornell				N L	78-77
12/30	Southern Illinois				N W	97-96
1/4	Centenary				H L	80-72
1/6	Missouri-St. Louis				H W	104-78
1/9	Tulsa				H L	85-81
1/13	Texas A&M*				H W	84-73
1/20	@Texas*				A W	76-72
1/23	Baylor*				H L	76-70
1/27	TCU*				H W	90-75
1/30	@SMU*				A L	110-94
2/3	Rice*				H W	90-69
2/6	@Texas Tech*				A L	73-64
2/10	@Texas A&M*				A L	108-82
2/13	Texas*				H W	86-74
2/17	@Baylor*				A W	76-74
2/20	@TCU*				A W	96-94
2/24	SMU*				H W	103-96
2/27	Texas Tech*				H L	64-63
3/3	@Rice*				A W	105-79

*Southwest Conference games

Lineup						
Name			Pts.	Rebs.		
6-2	Sr. G	Jody Bass	8.5	2.4		
6-2	So. G	Rickey Medlock	5.6	2.0		
6-4	Sr. G	Martin Terry	28.3	3.7		
6-8	Jr. C	Dean Tolson	17.6	12.4		
6-7	Sr. F	Doug Campbell	10.2	7.2		

1973-74

10-16, 6-8 (5th)

Coach: Lanny Van Eman

Date	Opponent	UA/Opp	Rank	Site	W/L	Score
11/30	@UCLA				nr/1 A L	101-79
12/1	@Cal.-S. Barbara				A L	109-80
12/3	Western Kentucky				H L	102-100
12/5	Tennessee-Martin				H W	80-68
12/8	Wabash				H W	83-77
12/10	@Ole Miss				A L	117-66
12/22	@Tulsa				A L	95-72

Razorback Classic • Little Rock, Ark.

12/28	VMI				N W	96-86
12/29	Pittsburgh				N L	91-83
1/3	Centenary				H L	98-96
1/5	@Indiana St.				A L	92-82
1/8	Tulane				H W	89-73
1/12	Texas Tech*				H L	80-77
1/19	@Rice*				A L	77-69
1/22	SMU*				H W	89-88
1/26	@TCU*				A W	86-74
1/29	@Baylor*				A L	94-68
2/2	Texas*				H L	96-81
2/5	@Texas A&M*				A L	86-80 (OT)
2/9	Rice*				H W	106-81
2/12	@Texas Tech*				A L	89-83
2/16	@SMU*				A L	95-87
2/19	TCU*				H W	109-99
2/23	Baylor*				H W	92-62
2/26	@Texas*				A L	99-82
3/2	Texas A&M*				H W	97-86

*Southwest Conference games

Lineup

Name			Pts.	Rebs.		
6-1	So. G	Robert Birden	7.7	2.2		
6-3	Jr. G	Rickey Medlock	16.2	6.2		
6-8	Sr. C	Dean Tolson	22.5	13.2		
6-7	So. F	Jack Schulte	11.3	6.5		
6-7	Sr. F	Dennis White	13.6	8.7		

1974-75

17-9, 11-3 (2nd)

Coach: Eddie Sutton

Date	Opponent	UA/Opp	Rank	Site	W/L	Score
11/30	Rockhurst				H W	78-61
12/4	@Mississippi St.				A W	75-72
12/7	@Western Kentucky				A L	74-63
12/9	Ole Miss				H L	84-73
12/12	Hofstra				H W	63-58
12/21	Tulsa				H L	64-60
12/23	@Oklahoma City				A L	79-77

1/4	MacMurry (Ill.)				H W	100-66
1/11	@Centenary				A L	74-72
1/13	Oklahoma City				H W	84-75
1/15	Western Illinois				H W	88-51
1/18	@Kansas St.				A L	73-71 (2 OT)
1/21	Texas Tech*				H W	65-62
1/25	@SMU*				A W	73-69
1/28	@Rice*				A W	74-67
2/1	@Baylor*				A L	73-69
2/4	Texas*				H W	56-52
2/8	Texas A&M*				H W	95-89 (2 OT)
2/11	@TCU*				A W	70-61
2/15	@Texas A&M*				A L	62-60
2/18	TCU*				H W	81-57
2/22	@Texas Tech*				A L	63-55
2/25	Rice*				H W	86-51
3/1	SMU*				H W	72-50
3/4	@Texas*				A W	68-56
3/8	Baylor*				H W	83-64

*Southwest Conference games

Lineup						
Name			Pts.	Rebs.		
6-1	Jr. G	Robert Birden	10.7	1.9		
6-3	Sr. G	Rickey Medlock	12.9	2.9		
6-4	Jr. G	Charles Terry	10.6	5.6		
6-5	Sr. F	Kent Allison	15.1	8.2		
6-8	Jr. C	Darryl Saulsberry	5.8	3.7		

1975-76

19-9, 9-7 (4th)

Coach: Eddie Sutton

Date	Opponent	UA/Opp	Rank	Site	W/L	Score
12/3	Southwest Missouri St.				H W	83-57
12/6	Tulane @ LR				N W	67-55
12/8	@Air Force				A L	59-58
12/12	Boise St.				H W	72-56
12/13	Oklahoma @ LR				N W	64-56
12/20	@Oklahoma City				A W	84-63
12/30	Eastern New Mexico				H W	102-55

1/3	Indiana St.				H W	91-71
1/5	Houston*				H W	92-47
1/8	SMU*				H L	82-81
1/12	@Houston*				A L	72-71
1/14	@Rice*				A W	80-62
1/17	TCU*				H W	100-65
1/20	@Texas*				A L	59-57
1/24	Texas A&M*				H W	93-91 (2 OT)
1/26	@Baylor*				A L	84-81
1/28	Texas Tech*				H W	92-86 (2 OT)
1/31	@SMU*				A L	82-76
2/3	@Texas Tech*				A L	86-78
2/7	@Western Illinois				A W	75-72 (OT)
2/11	Rice*				H W	111-68
2/14	@TCU*				A W	83-66
2/18	Texas @ LR*				N W	75-68
2/21	@Texas A&M*				A L	70-69
2/24	Baylor*				H W	86-64

SWC Tournament • Fayetteville, Ark.

2/28	TCU				H W	81-65
------	-----	--	--	--	-----	-------

SWC Tournament • Dallas, Texas

3/4	SMU				H W	74-70
3/5	Texas A&M				H L	70-63

*Southwest Conference games

Lineup

Name			Pts.	Rebs.		
6-1	Sr. G	Robert Birden	7.4	2.1		
6-4	So. G	Ron Brewer	11.9	3.8		
6-4	Fr. G	Sidney Moncrief	12.6	7.6		
6-8	Sr. C	Darryl Saulsberry	14.7	5.6		

1978-79

25-5, 13-3 (T-1st)

SWC champion

SWC Tournament champion

NCAA Regional Final (Elite Eight)

Final Ranking: No. 5 (AP)/No. 6 (UPI)

Coach: Eddie Sutton

Date	Opponent	UA/Opp Rank	Site	W/L	Score
12/2	Oklahoma		H	W	80-74
12/6	West Texas St.		H	W	84-54
12/11	Southeast Mo. St.		H	W	90-51
12/16	Centenary		H	W	77-57
12/19	Ole Miss @ Memphis		N	W	67-66
12/23	So. Miss. @ PB		N	W	93-79
12/30	Memphis @ LR	20/nr	N	W	82-69
1/4	N. Texas @ LR	14/nr	N	W	96-71
1/6	@Houston*	14/nr	A	W	62-61
1/10	Rice*	10/nr	H	W	79-66
1/12	Texas*	10/nr	H	L	66-63
1/14	North Carolina+	10/3	N	L	63-57
1/17	@Texas A&M*	11/15	A	L	74-69 (OT)
1/20	@TCU*	11/nr	A	W	90-51
1/22	Baylor*	11/nr	H	L	70-67
1/24	@SMU*	15/nr	A	W	79-67
1/27	Texas Tech*	15/nr	H	W	63-57
2/1	@Texas*	14/11	A	W	68-58
2/3	@Rice*	14/nr	A	W	68-50
2/6	Texas A&M*	14/nr	H	W	60-56
2/10	TCU*	14/nr	H	W	108-65
2/12	@Baylor*	14/nr	A	W	71-62
2/14	SMU*	11/nr	H	W	71-55
2/17	Houston*	11/nr	H	W	78-58
2/20	@Texas Tech*	10/nr	A	W	66-65

SWC Tournament • Houston, Texas

3/2	Texas Tech	9/nr	N	W	93-77
3/3	Texas	9/14	N	W	39-38

NCAA Midwest Regional • Lawrence, Kan.

3/11	Weber St.	7/nr	N	W	74-63
------	-----------	------	---	---	-------

NCAA Midwest Regional • Cincinnati, Ohio

3/15	Louisville	5/13	N	W	73-62
3/17	Indiana St.	5/1	N	L	73-71

+at Greensboro, N.C. | *Southwest Conference games

Lineup

Name	Pts.	Rebs.	Assts.
6-4 Sr. G Sidney Moncrief	22.0	9.6	2.7
6-2 So. G U.S. Reed	11.8	3.2	
6-11 Sr. C Steve Schall	10.8	5.9	
6-9 Fr. F Scott Hastings	8.3	4.6	
6-7 Jr. F Alan Zahn	6.6	4.7	

1979-80

21-8, 13-3 (2nd)

NCAA First Round

Coach: Eddie Sutton

Date	Opponent	UA/Opp Rank	Site	W/L	Score
12/1	Loyola-California		H	W	76-66
12/3	Centenary		H	W	65-53
12/5	Mo.-St. Louis		H	W	79-50
12/8	@Centenary		A	W	70-62
12/15	Ole Miss @ LR	20/nr	N	W	67-59
12/17	Oklahoma City	20/nr	H	W	86-68
12/20	LSU @ LR	20/nr	N	L	56-55
12/28	@Memphis	19/nr	A	L	74-67
12/30	Kansas St. @ PB	19/nr	N	L	66-57
1/3	SMU*		H	W	84-69
1/5	Northeast La. @ PB		N	W	74-51
1/8	@TCU*		A	W	70-58
1/12	@Texas*		A	W	55-50
1/15	Baylor*		H	W	71-57
1/19	Houston*		H	W	60-57
1/22	@Texas A&M*		A	L	45-39
1/26	Rice*		H	W	73-64
1/28	@Texas Tech*		A	W	71-69 (OT)
2/2	Texas*		H	W	60-59
2/4	TCU*		H	W	74-47
2/7	@Baylor*		A	W	70-51
2/9	@Houston		A	L	90-84 (3 OT)
2/12	Texas A&M*		H	W	45-44
2/16	@Rice*		A	W	77-73
2/18	@SMU*		A	L	62-58
2/22	Texas Tech*		H	W	84-60

SWC Tournament • San Antonio, Texas

2/28	Texas	N	W	64-62
2/29	Texas A&M	N	L	52-50

NCAA Midwest Regional • Lincoln, Neb.

3/6	Kansas St.	N	L	71-53
-----	------------	---	---	-------

*Southwest Conference games

Lineup

Name	Pts.	Rebs.	Assts.
6-2 Jr. G Keith Hilliard	4.1	1.7	
6-2 Jr. G U.S. Reed	14.0	3.7	
6-5 So. G/F Brad Friess	4.9	2.1	
6-10 So. F Scott Hastings	16.2	6.7	
6-7 Sr. F/C Alan Zahn	9.6	5.7	2.6

1980-81

24-8, 13-3 (1st)

SWC champion

NCAA Regional Semifinal (Sweet 16)

Final Ranking: No. 20 (AP)

Coach: Eddie Sutton

Date	Opponent	UA/Opp Rank	Site	W/L	Score
11/29	Missouri	20/11	N	W	81-73
11/30	LSU	20/12	N	W	86-76
12/1	North Carolina	20/13	N	L	64-58
12/3	Southwest Mo. St.	11/nr	H	W	98-65
12/6	@Michigan	11/nr	A	L	78-65
12/13	Oklahoma City	17/nr	H	W	76-70
12/16	Centenary	19/nr	H	W	78-64
12/20	Eastern Ky. @ LR	19/nr	N	W	80-74
12/22	So. Miss. @ PB	19/nr	N	W	76-68
12/27	Kansas St. @ KC	17/nr	N	L	47-46 (OT)
12/30	Nebraska @ LR		N	W	64-52
1/3	@SMU*		A	W	92-50
1/7	Alaska-Anchorage @ PB		N	W	92-58
1/10	TCU*		H	W	85-51
1/12	Texas*		H	L	62-60
1/17	@Baylor*		A	L	67-58
1/19	@Houston*		A	L	57-54
1/24	Texas A&M*		H	W	52-47
1/26	@Rice*		A	W	57-52
1/28	Texas Tech*		H	W	60-35
2/3	@Texas*		A	W	54-48
2/7	@TCU*		A	W	63-48
2/10	Baylor*		H	W	67-50
2/14	Houston*		H	W	70-55
2/17	@Texas A&M*		A	W	65-61
2/21	Rice*		H	W	75-59
2/24	SMU*	18/nr	H	W	47-33
2/28	@Texas Tech*	18/nr	A	W	64-61

SWC Tournament • San Antonio, Texas

3/2	Texas	15/nr	N	L	76-73
-----	-------	-------	---	---	-------

NCAA Midwest Regional • Austin, Texas

3/12	Mercer	20/nr	N	W	73-67
3/14	Louisville	20/12	N	W	74-73

NCAA Midwest Regional • New Orleans, La.

3/20	LSU	20/4	N	L	72-56
------	-----	------	---	---	-------

*Southwest Conference games

Lineup

Name	Pts.	Rebs.	Assts.
6-2 Sr. G U.S. Reed	13.0	4.1	
6-4 So. G Darrell Walker	11.3	4.5	3.3
6-10 Jr. C Scott Hastings	16.3	5.4	
6-6 Jr. F Tony Brown	4.8	2.8	
6-6 Jr. F Keith Peterson	8.4	5.2	

1981-82

23-6, 12-4 (1st)

SWC champion

SWC Tournament champion

NCAA First Round

Final Ranking: No. 12 (AP)/No. 13 (UPI)

Coach: Eddie Sutton

Date	Opponent	UA/Opp Rank	Site	W/L	Score
11/28	Michigan	18/nr	H	W	83-72
11/30	@UT-San Antonio	18/nr	A	W	71-42
12/3	San Diego St. @ PB	13/nr	N	W	85-68
12/10	Wisconsin-Parkside	11/nr	H	W	84-59
12/12	Centenary	11/nr	H	W	87-60
12/19	Biscayne @ LR	9/nr	N	W	91-61

12/22	So. Miss. @ PB	6/nr	N	W	63-54
12/30	Kent St. @ LR	5/nr	N	W	91-49
1/2	@Texas Tech*	5/nr	A	L	79-74
1/6	SMU*	11/nr	H	W	68-48
1/9	@Nebraska	11/nr	A	W	51-50
1/13	@TCU*	9/nr	A	W	62-59
1/16	@Texas*	9/19	A	L	87-73
1/19	Baylor*	15/nr	H	W	70-58
1/23	Houston*	15/19	H	W	67-66
1/26	@Texas A&M*	12/nr	A	W	64-63
1/29	Rice*	12/nr	H	W	60-54
1/31	Wake Forest @ LR	12/18	N	L	49-48
2/6	Texas*	14/12	H	W	62-55 (OT)
2/8	TCU*	14/nr	H	W	79-69
2/11	@Baylor*	8/nr	A	L	56-55 (OT)
2/13	@Houston*	8/nr	A	L	55-53
2/15	Texas A&M*	8/nr	H	W	92-75
2/10	@Rice*	17/nr	A	W	72-65 (OT)
2/24	@SMU*	15/nr	A	W	54-53
2/27	Texas Tech*	15/nr	H	W	67-61

SWC Tournament • Dallas, Texas

3/5	TCU	14/nr	N	W	80-70
3/6	Houston	14/nr	N	W	84-69

NCAA Midwest Regional • Dallas, Texas

3/14	Kansas St.	12/nr	N	L	65-64
------	------------	-------	---	---	-------

*Southwest Conference games

Lineup

Name	Pts.	Rebs.	Assts.
6-3 Jr. G Darrell Walker	14.8	5.2	3.5
6-10 Sr. C Scott Hastings	18.6	6.0	
6-6 Sr. F Keith Peterson	7.3	3.8	
6-6 Sr. F Tony Brown	10.0	3.2	
6-5 Sr. F Brad Friess	4.1	2.3	

1982-83

26-4, 14-2 (2nd)

NCAA Regional Semifinal (Sweet 16)

Final Ranking: No. 9 (AP & UPI)/No. 10 (ESPN/USA Today)

Coach: Eddie Sutton

Date	Opponent	UA/Opp Rank	Site	W/L	Score
11/27	Southeast Mo. St.	17/nr	H	W	74-57
12/1	Texas-San Antonio	16/nr	H	W	78-59
12/4	@Centenary	16/nr	A	W	79-51
12/6	SW Mo. St. @ LR	16/nr	N	W	87-66
12/15	Alabama St.	13/nr	H	W	108-65
12/18	Northeast Louisiana	13/nr	H	W	89-76
12/21	So. Miss. @ PB	12/nr	N	W	64-62
12/28	@St. Peter's	11/nr	A	W	52-48
1/3	Nebraska @ LR	11/nr	N	W	64-58
1/5	Mercer @ PB	10/nr	N	W	83-62
1/8	Baylor*	10/nr	H	W	65-60
1/13	@Texas A&M*	7/nr	A	W	66-64
1/15	@SMU*	7/nr	A	W	63-56
1/19	TCU*	4/nr	H	W	69-55
1/22	@Houston*	4/14	A	L	75-60
1/24	Texas*	4/nr	H	W	83-64
1/26	@Texas Tech*	12/nr	A	W	62-59
1/30	Wake Forest+	12/19	N	W	68-65
2/2	Rice*	9/nr	H	W	70-43
2/7	@Baylor*	9/nr	A	W	81-66
2/12	Texas A&M*	8/nr	H	W	62-55
2/14	SMU*	8/nr	H	W	71-61
2/19	@TCU*	7/nr	A	W	64-56
2/23	@Texas*	6/nr	A	W	84-67
2/26	Texas Tech*	6/nr	H	W	77-63
3/3	Houston*	5/nr	H	L	74-66
3/5	@Rice*	5/nr	A	W	82-55

SWC Tournament • Dallas, Texas

3/10	TCU	6/nr	N	L	61-59
------	-----	------	---	---	-------

NCAA Midwest Regional • Tampa, Fla.

3/19	Purdue	9/nr	N	W	78-68
------	--------	------	---	---	-------

NCAA Midwest Regional • Knoxville, Tenn.

3/24	Louisville	9/2	N	L	65-63
------	------------	-----	---	---	-------

+at Greensboro, N.C. | *Southwest Conference games

Lineup

Name	Pts.	Rebs.	Assts.
6-3 Jr. G Alvin Robertson	14.2	4.9	3.6
6-5 Sr. G John Snively	5.9	0.9	
6-4 Sr. G Darrell Walker	18.2	5.7	
6-11 So. C Joe Kleine	13.3	7.3	
6-6 Jr. F Leroy Sutton	6.4	3.9	

1983-84

25-7, 14-2 (2nd)

NCAA First Round

Final Ranking: No. 7 (UPI)/No. 8 (AP)/No. 13 (ESPN/USA Today)



Charles Balentine and the Razorbacks were greeted by fans in Fayetteville after Reed's halfcourt shot knocked off defending national champion Louisville in the second round of the 1981 NCAA Tournament.

2/6	SMU*	nr/4	H	W	69-66
2/9	@TCU*		A	L	72-66 (OT)
2/14	@Texas*		A	W	60-51
2/16	Texas Tech*		H	L	52-50
2/20	Houston*		H	W	73-59
2/24	@Rice*		A	L	71-68
3/2	Baylor*		H	W	106-71

SWC Tournament • Dallas, Texas

3/8	Texas		N	W	66-46
3/9	SMU	nr/13	N	W	68-55
3/10	Texas Tech		N	L	67-64

NCAA West Regional • Salt Lake City, Utah

3/14	Iowa		N	W	63-54
3/16	St. John's	nr/3	N	L	68-65

*Southwest Conference games

Lineup

Name		Pts.	Rebs.	Assts.
6-2 Fr. G	Allie Freeman	4.5	1.5	
6-3 Fr. G	Kenny Hutchinson	3.3	1.5	
6-7 So. G/F	William Mills	9.4	3.5	4.5
6-11 Sr. C	Joe Kleine	22.1	8.4	
6-6 Sr. F	Charles Balentine	12.7	5.6	

1985-86

12-16, 4-12 (7th)

Coach: Nolan Richardson

Date	Opponent	UA/Opp Rank	Site	W/L	Score
11/24	Southern Ill. @ LR		N	W	86-72
11/29	Southern Univ. @ PB		N	W	76-75
12/1	Southwest Mo. St.		H	W	68-67
12/3	San Diego St. @ LR		N	W	76-64
12/5	Samford		H	W	72-51
12/7	@Minnesota		A	L	71-64
12/14	Ohio St. @ PB	nr/20	N	W	79-70 (OT)
12/18	Alabama St. @ LR		N	W	87-69
12/21	@Kansas	nr/6	A	L	89-78
12/28	@Oral Roberts		A	W	54-51
1/2	SMU*		H	L	71-66
1/4	@TCU*		A	L	71-62
1/8	@Texas*		A	L	59-55

1/11	Texas Tech*		H	L	48-46
1/15	Houston*		H	L	87-85 (OT)
1/18	@Rice*		A	W	58-50
1/25	Southern California		H	L	88-74
1/27	Baylor*		H	W	81-76 (OT)
1/29	@Texas A&M*		A	L	81-67
2/1	@SMU*		A	L	90-80
2/5	TCU*		H	L	73-71 (2 OT)
2/8	Texas*		H	L	61-57
2/12	@Texas Tech*		A	W	79-72 (OT)
2/15	@Houston*		A	L	93-83
2/19	Rice*		H	W	60-59
2/26	@Baylor*		A	L	65-64
3/1	Texas A&M*		H	L	93-76

SWC Tournament • Dallas, Texas

3/7	Texas A&M		N	L	67-51
-----	-----------	--	---	---	-------

*Southwest Conference games

Lineup (most starts)

Name		Pts.	Rebs.	Assts.
6-2 So. G	Allie Freeman	5.5	1.4	
6-4 Jr. G	Mike Ratliff	13.1	4.4	
6-4 So. G	Byron Irvin	9.9	2.8	
6-7 Jr. G/F	William Mills	13.8	5.7	2.2
6-11 So. C	Andrew Lang	8.2	6.5	

1986-87

19-14, 8-8 (5th)

NIT Second Round

Coach: Nolan Richardson

Date	Opponent	UA/Opp Rank	Site	W/L	Score
11/28	Grambling @ PB		N	W	84-85
11/29	Louisiana Tech @ LR		N	W	90-64
12/3	Ole Miss @ Memphis		N	W	70-56
12/6	Kansas	nr/6	H	W	103-86
12/10	@Alabama+	20/18	N	L	87-76
12/13	Morgan St.	20/nr	H	W	106-57
12/18	Miss. Valley St.		H	W	98-79
12/20	Virginia @ PB		N	L	78-66
12/22	@Southwest Mo. St.		A	L	56-49

Rainbow Classic • Honolulu, Hawaii

12/28	Ohio St.		N	W	97-94
12/29	Pittsburgh	nr/14	N	L	114-82
12/30	California		N	W	74-58
1/3	TCU*		H	L	80-77

1/5	North Texas @ LR		N	W	99-96 (OT)
1/8	Texas*		H	W	79-62
1/10	@Texas Tech*		A	L	95-73
1/14	Rice*		H	W	62-54
1/17	@Houston*		A	L	60-55
1/22	@Baylor*		A	L	63-62
1/25	Texas A&M*		H	W	87-69
1/27	SMU*		H	W	76-63
1/31	@TCU*	nr/16	A	L	73-66
2/4	@Texas*		A	L	78-73
2/7	Texas Tech*		H	W	93-75
2/11	Houston*		H	L	57-54
2/14	@Rice*		A	W	88-68
2/18	Oral Roberts @ LR		N	W	95-75
2/21	Baylor*		H	W	71-67
2/24	@Texas A&M*		A	W	100-97 (2 OT)
3/1	@SMU*		A	L	93-76

SWC Tournament • Dallas, Texas

3/6	Texas Tech		N	L	73-59
-----	------------	--	---	---	-------

National Invitational Tournament • Fayetteville, Ark.

3/13	Arkansas St.		H	W	67-64 (OT)
------	--------------	--	---	---	------------

National Invitational Tournament • Lincoln, Neb.

3/17	Nebraska		A	L	78-71
------	----------	--	---	---	-------

+at Birmingham, Ala. || *Southwest Conference games

Lineup (most starts)

Name		Pts.	Rebs.	Assts.
6-3 So. G	Keith Wilson	4.8	2.1	2.6
6-3 Jr. G/F	Tim Scott	11.9	2.7	
6-6 Fr. G/F	Ron Huery	11.7	3.5	2.7
6-10 Jr. F/C	Shawn Baker	6.5	4.2	
6-11 Jr. C	Andrew Lang	8.1	7.5	

1987-88

21-9, 11-5 (T-2nd)

NCAA First Round

Coach: Nolan Richardson

Date	Opponent	UA/Opp Rank	Site	W/L	Score
11/27	Chicago St. @ PB		N	W	78-68
11/29	@Tulsa		A	L	68-47
12/3	N'western (La.) St. @ LR		N	W	77-55
12/5	Southwest Mo. St.		H	W	53-47
12/9	Ole Miss @ PB		N	W	79-40
12/12	Virginia		H	W	66-52
12/15	Alcorn St.		H	W	101-55
12/19	Miss. Valley St.		H	W	91-71
12/23	Alabama @ LR		N	W	80-55
12/30	@Maryland		A	L	88-61
1/2	Coastal Carolina @ LR		N	W	81-59
1/6	Texas*		H	W	91-62
1/9	TCU*		H	W	96-53
1/13	@SMU*		A	W	85-83 (OT)
1/16	@Texas A&M*		A	L	74-67
1/20	Baylor*		H	W	70-62
1/27	@Rice*		A	W	80-61
1/30	Houston*		H	W	71-62
2/3	Texas Tech*		H	W	69-48
2/6	@Texas*		A	L	79-72
2/10	@TCU*		A	W	63-61
2/13	SMU*		H	L	73-63
2/13	SMU*		H	W	79-58
2/20	@Baylor*		A	L	58-57
2/27	Rice*		H	W	112-87
3/3	@Houston*		A	L	82-77
3/6	@Texas Tech*		A	W	75-65

SWC Tournament • Dallas, Texas

3/11	Texas A&M		N	W	76-64
------	-----------	--	---	---	-------

3/12	Baylor		N	L	74-73
------	--------	--	---	---	-------

NCAA Southeast Regional • Cincinnati, Ohio

3/18	Villanova		N	L	82-74
------	-----------	--	---	---	-------

*Southwest Conference games



Lineup (most starts)

Name	Pts.	Rebs.	Assts.
6-2 Sr. G Allie Freeman	6.2	1.9	
6-3 Sr. G Tim Scott	11.8	3.1	
6-6 So. G/F Ron Huery	13.4	4.0	2.4
6-9 So. F/C Mario Credit	9.8	4.7	
6-11 Sr. C Andrew Lang	9.3	7.3	

1988-89

25-7, 13-3 (1st)
 SWC champion
 SWC Tournament champion
 NCAA Second Round
 Final Ranking: No. 17 (AP)/No. 20 (ESPN/USA Today)
 Coach: Nolan Richardson

Date	Opponent	UA/Opp	Rank	Site	W/L	Score
11/27	Rider			H	W	98-69
11/30	@Virginia			A	L	75-65
12/10	Maryland			H	W	73-68
12/13	Ole Miss @ Memphis			N	W	74-68
12/21	Texas So. @ LR			N	W	97-79
12/23	Sam Houston St. @ LR			N	W	97-79
12/28	@Missouri	nr/11		A	L	83-78
1/2	South Ala. @ PB			N	W	103-71
1/4	Texas Tech*			H	W	69-62
1/7	@Texas*			A	W	99-92
1/11	@TCU*			A	L	51-45
1/14	SMU*			H	W	93-73
1/16	Texas A&M*			H	W	75-60
1/18	Florida St. @ LR	nr/14		N	L	112-105 (OT)
1/21	@Baylor*			A	W	88-58
1/24	Southern Utah @ PB			N	W	109-76
1/28	Rice*			H	W	81-77
2/1	@Houston*			A	W	88-87

2/4	@Texas Tech*			A	L	84-73
2/8	Texas*			H	W	105-82
2/11	TCU*			H	W	100-60
2/15	@SMU*			A	W	81-68
2/18	@Texas A&M*			A	L	82-71
2/22	Baylor*			H	W	89-54
2/25	Tulsa			H	W	118-69
3/1	@Rice*			A	W	83-70
3/5	Houston*			H	W	107-79

SWC Tournament • Dallas, Texas

3/10	Rice			N	W	108-72
3/11	Texas A&M			N	W	94-84
3/12	Texas			N	W	100-76

NCAA Midwest Regional • Indianapolis, Ind.

3/16	Loyola-Marymount			N	W	120-101
3/18	Louisville	nr/12		N	L	93-84

*Southwest Conference games

Lineup (most starts)

Name	Pts.	Rebs.	Assts.
6-3 Sr. G Keith Wilson	13.1	4.6	4.3
6-2 Fr. G Lee Mayberry	12.9	3.2	4.2
6-4 Jr. G/F Lenzie Howell	14.6	7.0	
6-7 So. F Larry Marks	6.2	4.8	
6-9 Jr. C Mario Credit	11.4	4.6	

1989-90

30-5, 14-2 (1st)
 SWC champion
 SWC Tournament champion
 NCAA Final Four
 Final Ranking: No. 4 (ESPN/USA Today)/No. 7 (AP)/No. 8 (UPI)
 Coach: Nolan Richardson

Date	Opponent	UA/Opp	Rank	Site	W/L	Score
11/24	Samford @ PB		9/nr	N	W	97-67
11/26	Oregon @ LR		9/nr	N	W	102-75
11/29	@South Alabama		11/nr	A	W	105-90
12/5	Ole Miss @ PB		10/nr	N	W	90-76
12/9	U.S. International		10/nr	H	W	166-101
12/13	Missouri		7/4	H	L	89-88
12/18	Bethune-Cookman		7/nr	H	W	91-61
12/23	VMI @ LR		10/nr	N	W	92-61
12/26	Delaware St. @ LR		11/nr	N	W	117-75
12/30	@Nev.-Las Vegas		11/12	A	L	101-93
1/3	@Houston*		14/nr	A	W	82-78
1/6	@Texas Tech*		14/nr	A	W	92-75
1/10	Baylor*		12/nr	H	W	99-84
1/13	TCU*		12/nr	H	W	93-79
1/17	@SMU*		12/nr	A	W	80-61
1/20	@Texas A&M*		12/nr	A	W	100-84
1/22	Houston*		12/nr	H	W	100-89
1/25	Texas*	6/nr		H	W	109-100
1/27	@Ala.-Birmingham		6/nr	A	W	109-95
1/31	@Rice*		3/nr	A	W	70-66
2/4	@Texas*		3/nr	A	W	103-96 (OT)
2/7	Texas Tech*		3/nr	H	W	100-77
2/10	@Baylor*		3/nr	A	L	82-77
2/14	@TCU*		8/nr	A	L	81-79
2/17	SMU*		8/nr	H	W	77-46
2/21	Texas A&M*		13/nr	H	W	114-100

3/3	Rice*	12/nr		H	W	104-80
SWC Tournament • Dallas, Texas						
3/9	SMU	9/nr		N	W	84-51
3/10	Baylor	9/nr		N	W	115-75
3/11	Houston	9/nr		N	W	96-84
NCAA Midwest Regional • Austin, Texas						
3/15	Princeton	7/nr		N	W	68-64
3/17	Dayton	7/nr		N	W	86-84
NCAA Midwest Regional • Dallas, Texas						
3/22	North Carolina	7/nr		N	W	96-73
3/24	Texas	7/nr		N	W	88-85
NCAA Final Four • Denver, Colo.						
3/31	Duke	7/15		N	L	97-83

*Southwest Conference games

Lineup (most starts)

Name	Pts.	Rebs.	Assts.
5-10 Jr. G Arlyn Bowers	5.5	1.8	
6-2 So. G Lee Mayberry	14.5	2.9	5.2
6-7 So. G/F Todd Day	19.5	5.4	
6-9 Sr. C Mario Credit	9.4	3.9	
6-5 Sr. F Lenzie Howell	13.9	5.4	

1990-91

34-4, 15-1 (1st)
 Preseason NIT Finalist
 SWC champion
 SWC Tournament champion
 NCAA Regional Final (Elite Eight)
 Final Ranking: No. 2 (AP & UPI)/No. 5 (ESPN/USA Today)
 Coach: Nolan Richardson

Date	Opponent	UA/Opp	Rank	Site	W/L	Score
11/14	Vanderbilt	2/nr		H	W	107-70



The Razorbacks celebrate winning the 1989 Southwest Conference Tournament championship.

11/16	Oklahoma	2/15	H	W	110-88
Dodge Preseason NIT • New York, N.Y.					
11/21	Duke	2/6	N	W	98-88
11/23	Arizona	2/3	N	L	89-77
11/27	Miss. College @ PB	3/nr	N	W	96-57
12/1	Kansas St.	3/nr	H	W	112-88
12/5	La. Tech @ LR	3/nr	N	W	114-97
12/8	@Missouri	3/nr	A	W	95-82
12/11	South Alabama	2/nr	H	W	101-91
12/22	@Oregon	2/nr	A	W	71-68
12/29	Jackson St. @ LR	2/nr	N	W	126-88
12/31	Northeast La. @ PB	2/nr	N	W	114-92
1/2	@Rice*	2/nr	A	W	86-62
1/6	Houston*	2/nr	H	W	95-79
1/10	Texas*	2/nr	H	W	101-89
1/12	@Texas Tech*	2/nr	A	W	113-86
1/15	@TCU*	2/nr	A	W	93-73
1/19	SMU*	2/nr	H	W	98-70
1/21	@Florida St.	2/nr	A	W	109-92
1/23	Texas A&M*	2/nr	H	W	113-88
1/26	@Baylor*	2/nr	A	W	73-68
1/30	Ala.-Birmingham	2/nr	H	W	104-72
2/2	Rice*	2/nr	H	W	100-87
2/7	@Houston*	2/nr	A	W	81-74
2/10	UNLV	2/1	H	L	112-105
2/13	Texas Tech*	3/nr	H	W	87-69
2/16	TCU*	3/nr	H	W	97-61
2/20	@SMU*	3/nr	A	W	79-70
2/23	@Texas A&M*	3/nr	A	W	111-72
2/26	Baylor*	3/nr	H	W	106-74
3/3	@Texas*	3/23	A	L	99-86

2/15	South Carolina*	11/nr	H	W	89-73
2/18	@Georgia*	10/nr	A	L	87-78
2/22	Alabama*	10/14	H	W	90-87
2/26	@Auburn*	9/nr	A	W	82-74
2/29	@Mississippi St.*	9/nr	A	W	84-76
3/3	LSU*	7/23	H	W	106-92 (OT)
3/7	Ole Miss*	7/nr	H	W	100-83

SEC Tournament • Birmingham, Ala.

3/13	Georgia	6/nr	N	W	73-60
3/14	Alabama	6/17	N	L	90-89

NCAA Midwest Regional • Milwaukee, Wis.

3/19	Murray St.	9/nr	N	W	80-69
3/21	Memphis	9/nr	N	L	82-80

*Southeastern Conference games

Lineup (most starts)

Name	Pts.	Rebs.	Assts.
6-2 Sr. G Lee Mayberry	15.2	2.3	5.9
6-1 Jr. G Shepherd	6.7	2.5	
6-9 Sr. G/F Todd Day	22.7	7.0	
6-9 Sr. C Miller	13.5	7.7	
6-8 Sr. F Morris	10.2	5.0	

1992-93

22-9, 10-6 (3rd)

NCAA Regional Semifinal (Sweet 16)

Final Ranking: No. 10 (ESPN/USA Today)/No. 12

(AP & UPI)

Coach: Nolan Richardson

Date	Opponent	UA/Opp	Rank	Site	W/L	Score
12/2	Memphis	nr/8		H	W	81-76
12/3	Tennessee-Martin			H	W	90-72
12/6	@Arizona	nr/9		A	W	86-80
12/17	SE Mo. St. @ PB	12/nr		N	W	96-72
12/19	@Missouri	12/nr		A	W	73-68
12/21	Jackson St. @ PB	10/nr		N	W	123-76
12/23	Tulsa	10/nr		H	W	101-87
12/28	Coastal Carolina @ LR	9/nr		N	W	93-74
12/30	Northeast La. @ LR	9/nr		N	L	87-78
1/4	@SMU	13/nr		A	W	72-53
1/6	Ole Miss*	13/nr		H	W	90-78
1/9	@South Carolina*	13/nr		A	W	86-76
1/12	Alabama*	9/nr		H	W	74-66
1/20	@Vanderbilt*	8/19		A	L	102-89
1/23	Auburn*	8/nr		H	L	100-89
1/27	@Mississippi St.*	16/nr		A	L	80-76 (OT)
1/30	Georgia*	16/nr		H	W	97-79
2/2	@LSU*	17/nr		A	W	91-79
2/6	@Florida*	17/nr		A	W	74-66
2/10	Kentucky*	14/2		H	W	101-94
2/13	@Alabama*	14/nr		A	L	93-82
2/16	Tennessee*	13/nr		H	L	101-91
2/20	Mississippi St.*	13/nr		H	W	115-58
2/27	@Ole Miss*	15/nr		A	W	85-63
3/3	LSU*	13/nr		H	W	88-75
3/6	@Auburn*	13/nr		A	L	81-80

SEC Tournament • Lexington, Ky.

3/12	Georgia	14/nr	N	W	65-60
3/13	Kentucky	14/4	A	L	92-81

NCAA East Regional • Winston-Salem, N.C.

3/18	Holy Cross	14/nr	N	W	94-64
3/20	St. John's	14/nr	N	W	80-74

NCAA East Regional • East Rutherford, N.J.

3/26	North Carolina	14/4	N	L	80-74
------	----------------	------	---	---	-------

*Southeastern Conference games

Lineup (most starts)

Name	Pts.	Rebs.	Assts.
6-2 So. G Corey Beck	7.0	3.8	3.6
6-1 Sr. G Robert Shepherd	11.3	3.5	
6-9 So. C Dwight Stewart	6.9	3.6	
6-5 Sr. F Darrell Hawkins	13.3	4.5	
6-5 Fr. F Scotty Thurman	17.4	4.4	

SWC Tournament • Dallas, Texas					
3/8	Texas A&M	5/nr	N	W	108-61
3/9	Rice	5/nr	N	W	109-80
3/10	Texas	5/23	N	W	120-89

NCAA Southeast Regional • Atlanta, Ga.					
3/15	Georgia St.	2/nr	N	W	117-76
3/17	Arizona St.	2/nr	N	W	97-90

NCAA Southeast Regional • Charlotte, N.C.					
3/21	Alabama	2/19	N	W	93-70
3/23	Kansas	2/12	N	L	93-81

*Southwest Conference games

Lineup (most starts)

Name	Pts.	Rebs.	Assts.
5-10 Sr. G Arlyn Bowers	11.1	1.9	
6-2 Jr. G Lee Mayberry	13.2	3.4	5.5
6-8 Jr. G/F Todd Day	20.7	5.3	
6-8 Jr. F/C Isaiah Morris	7.5	4.1	
6-9 Jr. C Oliver Miller	15.5	7.7	

1991-92

26-8, 13-3 (1st)

SEC champion

NCAA Second Round

Final Ranking: No. 8 (UPI)/No. 9 (AP)/No. 10 (ESPN/USA Today)

Coach: Nolan Richardson

Date	Opponent	UA/Opp	Rank	Site	W/L	Score
Maui Classic • Maui, Hawaii						
11/25	Minnesota	2/nr	N	W	92-83	
11/26	Chaminade	2/nr	N	W	99-84	
11/27	Michigan St.	2/nr	N	L	86-71	
12/2	Alabama St. @ PB	11/nr	N	W	96-80	
12/4	Bethune-Cookman	11/nr	H	W	128-46	
12/7	Missouri	11/nr	H	L	87-76	
12/10	@Kansas St.	19/nr	A	W	70-59	
12/19	Montevallo @ LR	19/nr	N	W	91-70	
12/21	Arizona	19/2	H	W	65-59	
12/23	@Tulsa	15/nr	A	W	74-64	
12/28	Jackson St. @ LR	15/nr	N	W	89-66	
12/30	@South Alabama	16/nr	A	W	101-82	
1/2	Quincy Coll. @ PB	16/nr	N	W	123-60	
1/4	Auburn*	16/nr	H	W	110-92	
1/8	@Alabama*	13/16	A	L	65-63	
1/11	@LSU*	13/nr	A	W	101-90	
1/15	Mississippi St.*	12/nr	H	W	99-78	
1/18	@Ole Miss*	12/nr	A	W	114-93	
1/22	Florida*	9/nr	H	W	75-62	
1/25	@Kentucky*	9/8	A	W	105-88	
2/5	@Tennessee*	5/nr	A	L	83-81	
2/8	@Memphis	5/nr	A	L	92-88	
2/12	Vanderbilt*	11/nr	H	W	91-71	

1993-94

31-3, 14-2 (1st)

SEC champion

NCAA Final Four

NCAA National Champion

Final Ranking: No. 1 (ESPN/USA Today & UPI)/No. 2 (AP)

Coach: Nolan Richardson

Date	Opponent	UA/Opp	Rank	Site	W/L	Score
11/29	Murray St.	2/nr	H	W	93-67	
12/2	Missouri	2/nr	H	W	120-68	
12/4	Northwestern (La.) St.	2/nr	H	W	111-76	
12/8	@Memphis	1/nr	A	W	96-78	
12/11	Delaware St.	1/nr	H	W	123-66	
12/18	Jackson St.	1/nr	H	W	96-80	
12/23	@Tulsa	1/nr	A	W	93-91 (OT)	
12/28	Texas Southern	1/nr	H	W	129-63	
1/3	SMU	1/nr	H	W	96-70	
1/5	Ole Miss*	1/nr	H	W	87-61	
1/8	@Alabama*	1/nr	A	L	66-64	
1/11	LSU*	4/nr	H	W	84-83	
1/15	@Auburn*	4/nr	A	W	117-105	
1/19	@Mississippi St.*	3/nr	A	L	72-71	
1/22	South Carolina*	3/nr	H	W	79-53	
1/29	@Tennessee*	5/nr	A	W	65-64	
2/1	Vanderbilt*	6/nr	H	W	89-76	
2/5	Montevallo	6/nr	H	W	131-63	
2/9	@Kentucky*	3/4	A	W	90-82	
2/12	Florida*	3/20	H	W	99-87	
2/16	Alabama*	1/nr	H	W	102-81	
2/19	@Ole Miss*	1/nr	A	W	90-73	
2/22	@Georgia*	1/nr	A	W	74-65	
2/26	Auburn*	1/nr	H	W	91-81	
3/2	@LSU*	1/nr	A	W	108-105 (OT)	
3/5	Mississippi St.*	1/nr	H	W	80-62	

SEC Tournament • Memphis, Tenn.

3/11	Georgia	1/nr	N	W	95-83
3/12	Kentucky	1/10	N	L	90-78

NCAA Midwest Regional • Oklahoma City, Okla.

3/18	No. Carolina A&T	2/nr	N	W	94-79
3/20	Georgetown	2/nr	N	W	85-73

NCAA Midwest Regional • Dallas, Texas

3/25	Tulsa	2/nr	N	W	103-84
3/27	Michigan	2/11	N	W	76-68

NCAA Final Four • Charlotte, N.C.

4/2	Arizona	2/9	N	W	91-82
4/4	Duke	2/6	N	W	76-72

*Southeastern Conference games

Lineup (most starts)

Name	Pts.	Rebs.	Assts.
6-2 Jr. G Corey Beck	8.8	3.9	5.0
6-4 Jr. G Clint McDaniel	8.1	2.8	
6-9 Jr. C Dwight Stewart	8.0	5.0	
6-6 So. F Scotty Thurman	15.9	4.5	
6-7 So. F Corliss Williamson	20.4	7.7	

1994-95

32-7, 12-4 (T-1st West)

SEC Western Division champion

NCAA Final Four

NCAA National Runner-up

Final Ranking: No. 2 (ESPN/USA Today)/No. 6 (AP & UPI)

Coach: Nolan Richardson

Date	Opponent	UA/Opp	Rank	Site	W/L	Score
Tipoff Classic • Springfield, Mass.						
11/25	Massachusetts	1/3	N	L	104-80	
BCA Classic • Memphis, Tenn.						
11/27	Georgetown	1/14	N	W	97-79	
11/30	Jackson St.	4/nr	H	W	103-87	
12/3	@Missouri	4/nr	A	W	94-71	
12/6	Centenary	3/nr	H	W	121-94	
12/8	@SMU	3/nr	A	W	78-66	
12/10	Murray St.	3/nr	H	W	94-69	
12/21	Florida A&M	3/nr	H	W	97-57	
12/23	Tulsa	3/nr	H	W	82-63	
Rainbow Classic • Honolulu, Hawaii						
12/28	Oklahoma	3/nr	N	W	86-84	
12/29	Cincinnati	3/20	N	W	84-75	
12/30	Iowa	3/nr	N	W	101-92	
1/4	@Ole Miss*	3/nr	A	L	76-71	

1/7	Tennessee*	3/nr	H	W	97-79
1/11	Mississippi St.*	5/nr	H	W	79-74
1/14	@Auburn*	5/nr	A	L	104-90
1/18	Georgia*	9/nr	H	W	84-82
1/21	@South Carolina*	9/nr	A	W	88-73
1/24	Alabama*	9/nr	H	L	88-70
1					



In its last game in Barnhill Arena, on March 3, 1993, Arkansas topped LSU, 88-75, to run its record to 304-94 in 36 years in the building.

3/16 Marquette nr/20 N W 65-56

NCAA East Regional • Atlanta, Ga.

3/21 Massachusetts nr/1 N L 79-63

*Southeastern Conference games

Lineup (most starts)

Name	Pts.	Rebs.	Assts.
6-2 Fr. G Pat Bradley	10.2	2.0	
5-11 Fr. G Kareem Reid	12.9	3.1	6.6
6-11 Jr. C Darnell Robinson	12.7	7.0	
6-11 Jr. C Lee Wilson	6.3	4.4	
6-8 Fr. F Derek Hood	7.5	6.1	

1996-97

18-14, 8-8 (2nd West)

NIT Final Four

Coach: Nolan Richardson

Date	Opponent	UA/Opp Rank	Site	W/L	Score
11/22	Jackson St.	16/nr	H	W	124-74
11/27	@Oral Roberts	16/nr	A	L	86-81
11/30	San Francisco	16/nr	H	W	77-63
12/7	@Missouri	22/nr	A	W	80-76
12/10	Troy St.	20/nr	H	W	137-70
12/19	McNeese St.	19/nr	H	W	95-68
12/21	Louisville	19/18	H	L	91-88 (OT)
12/28	Southern Utah	22/nr	H	W	92-52
1/2	Ole Miss*		H	L	91-74
1/5	@Florida*		A	L	75-62
1/8	@Auburn*		A	W	56-55
1/11	LSU*		H	W	82-57
1/15	@Alabama*		A	W	72-68
1/18	@Cincinnati	nr/4	A	L	92-57
1/21	Mississippi St.*		H	W	98-64
1/26	Kentucky*	nr/3	H	L	83-73
1/29	@Ole Miss*		A	L	71-52
2/1	Memphis		H	W	79-63
2/5	Tennessee*		H	W	77-54
2/8	@Vanderbilt*		A	L	87-83 (OT)
2/11	Auburn*		H	W	75-42
2/15	Georgia*		H	W	79-74
2/18	@South Carolina*	nr/9	A	L	78-65
2/23	@Mississippi St.*		A	L	93-77
2/26	Alabama*		H	W	73-53
3/1	@LSU*		A	L	66-64

SEC Tournament • Memphis, Tenn.

3/7 Georgia nr/24 N L 65-63

Chase NIT • Fayetteville, Ark.

3/12	Northern Arizona	H	W	101-75
3/17	Pittsburgh	H	W	76-71
3/19	UNLV	H	W	86-73

Chase NIT Final Four • New York, N.Y.

3/25	Michigan	N	L	77-62
3/27	Connecticut	N	L	74-64

*Southeastern Conference games

Lineup (most starts)

Name	Pts.	Rebs.	Assts.
6-5 Fr. G Glendon Alexander	9.6	2.6	
6-2 So. G Pat Bradley	14.4	2.3	
5-10 So. G Kareem Reid	9.8	2.7	5.7
6-11 Sr. C Lee Wilson	7.2	4.2	
6-8 So. F Derek Hood	9.7	8.0	

1997-98

24-9, 11-5 (2nd West)

NCAA Tournament Second Round

Final Ranking: No. 17 (AP)/No. 22 (ESP/USA Today)

Coach: Nolan Richardson

Date	Opponent	UA/Opp Rank	Site	W/L	Score
11/16	Northeastern Illinois		H	W	114-56
11/21	Jackson St.		H	W	97-71
11/25	Oral Roberts		H	W	81-75
Premier Classic • Phoenix, Ariz.					
11/29	Fresno St.	nr/12	N	W	70-69
12/2	Bethune-Cookman	18/nr	H	W	108-42
12/6	Missouri	18/nr	H	W	75-46
12/9	@Louisville	15/nr	A	W	100-83
12/18	Centenary	13/nr	H	W	61-48
Puerto Rico Classic • San Juan, P.R.					
12/24	American Univ.-PR	12/nr	A	L	64-59
12/25	Murray St.	12/nr	N	L	94-83
12/26	Saint Louis	12/nr	N	W	78-70
12/31	Alabama St.	23/nr	H	W	103-48
1/4	LSU*	23/nr	H	W	62-59
1/7	Mississippi St.*	22/nr	H	W	83-70
1/10	@Memphis	22/nr	A	W	75-72
1/14	Florida*	22/nr	H	W	89-84
1/17	@Kentucky*	22/6	A	L	80-77 (OT)

1/21	@Auburn*	18/nr	A	W	79-65
1/24	Alabama*	18/nr	H	W	77-70
1/28	@LSU*	15/nr	A	W	85-68
1/31	@Mississippi St.*	15/nr	A	W	76-73
2/5	Ole Miss*	14/17	H	W	100-87
2/7	Vanderbilt*	14/nr	H	W	93-83
2/10	@Georgia*	12/nr	A	L	86-70
2/14	@Tennessee*	12/nr	A	L	74-71
2/18	South Carolina*	16/13	H	W	96-88
2/21	Auburn*	16/nr	H	W	107-83
2/25	@Ole Miss*	12/13	A	L	81-65
2/28	@Alabama*	12/nr	A	L	65-63

SEC Tournament • Atlanta, Ga.

3/6	Tennessee	16/nr	N	W	102-96
3/7	Kentucky	16/7	N	L	99-74

NCAA West Regional • Boise, Idaho

3/12	Nebraska	17/nr	N	W	74-65
3/14	Utah	17/7	N	L	75-69

*Southeastern Conference games

Lineup (most starts)

Name	Pts.	Rebs.	Assts.
6-2 Jr. G Pat Bradley	14.8	2.7	
5-10 Jr. G Kareem Reid	11.9	2.1	5.2
6-9 Sr. F Nick Davis	10.4	9.8	
6-8 Jr. F Derek Hood	8.4	6.1	
6-7 Sr. F Landis Williams	7.4	3.3	

1998-99

23-11, 9-7 (2nd West)

NCAA Tournament Second Round

Final Ranking: No. 17 (AP)/No. 25 (ESP/USA Today)

Coach: Nolan Richardson

Date	Opponent	UA/Opp Rank	Site	W/L	Score
11/15	Jackson St.	19/nr	H	W	83-72
11/17	Alabama St.	19/nr	H	W	73-43

Top of the World Classic • Fairbanks, Alaska

11/20	Virginia	19/nr	N	W	85-83
11/21	New Mexico St.	19/nr	N	W	66-60
11/22	Villanova	19/nr	N	L	76-63
11/28	Northeast Louisiana	21/nr	H	W	92-70
12/5	@Oklahoma	19/nr	A	L	87-57
12/7	Western Carolina	19/nr	H	W	90-54
12/16	Southeastern La.	20/nr	H	W	95-57

12/19	Memphis	20/nr	H	W	99-74
12/23	@Wake Forest	19/nr	A	W	75-59
12/30	North Texas	20/nr	H	W	100-77
1/2	@LSU*	20/nr	A	W	80-75
1/6	@Auburn*	18/14	A	L	83-66
1/9	Ole Miss*	18/nr	H	L	76-65
1/13	@Mississippi St.*	24/nr	A	W	61-59
1/16	Georgia*	24/nr	H	W	82-79
1/20	Alabama*	22/nr	H	L	67-60
1/23	Providence	22/nr	H	W	118-79
1/27	LSU*	21/nr	H	W	86-64
1/30	@Ole Miss*	21/nr	A	L	89-81
2/2	Tennessee*	23/nr	H	W	69-52
2/6	@Vanderbilt*	23/nr	A	L	73-69
2/10	@South Carolina*		A	W	72-66
2/13	Mississippi St.*		H	W	82-62
2/16	@Florida*	nr/23	A	L	74-61
2/20	Kentucky*	nr/6	H	W	74-70
2/24	Auburn*	nr/2	H	W	104-88
2/27	@Alabama*		A	L	84-79

SEC Tournament • Atlanta, Ga.

3/5	Florida	22/21	N	W	75-74
3/6	Mississippi St.	22/nr	N	W	84-79 (OT)
3/7	Kentucky	22/14	N	L	76-63

NCAA West Regional • Denver, Colo.

3/11	Siena	17/nr	N	W	94-80
3/13	Iowa	17/21	N	L	82-72

*Southeastern Conference games

Lineup (most starts)

Name	Pts.	Rebs.	Assts.
6-2 Sr. G Pat Bradley	14.1	2.5	
5-11 Sr. G Kareem Reid	10.4	2.5	
6-5 Jr. G Chris Walker	7.1	3.9	
6-8 Sr. F Derek Hood	12.4	10.3	
6-8 Fr. F Chris Jefferies	7.7	3.9	

(7-0 So. C Jason Jennings, 4.3 ppg, 2.7 rpg, tied for fifth with 17 starts)

1999-00

19-15, 7-9 (3rd West)

SEC Tournament champion

NCAA Tournament First Round

Coach: Nolan Richardson

Date	Opponent	UA/Opp Rank	Site	W/L	Score
11/22	Texas-Arlington		H	W	102-95 (OT)

Big Island Invitational • Hilo, Hawaii

11/26	Mercer		N	W	71-54
11/27	Iowa St.		N	L	77-71
11/28	Santa Clara		N	W	79-60

12/4	Jackson St.		H	W	98-60
12/7	Oklahoma		H	L	66-52
12/15	UT-Pan American @ NLR		N	W	70-56
12/18	Mercer		H	W	85-60
12/20	Wake Forest	nr/25	H	L	70-64
12/23	@Providence		A	L	87-81
12/28	Alcorn St.		H	W	102-59
12/30	Centenary @ NLR		N	W	73-55
1/3	@Memphis		A	L	76-71
1/5	Ole Miss*		H	W	71-64
1/8	South Carolina*		H	L	76-65
1/12	@Georgia*		A	W	74-54
1/19	@Alabama*		A	L	73-64
1/22	Mississippi St.*		H	W	83-73
1/26	@LSU*		A	L	96-75
2/2	@Ole Miss*		A	L	87-82
2/5	@Auburn*	nr/10	A	L	73-55
2/9	Alabama*		H	W	81-66
2/12	@Mississippi St.*		A	W	87-81
2/15	Florida*	nr/11	H	L	80-71
2/19	LSU*	nr/16	H	L	78-67
2/23	Vanderbilt*	nr/24	H	W	78-63
2/26	@Kentucky*	nr/18	A	L	60-55
3/1	@Tennessee*	nr/11	A	L	73-66
3/5	Auburn*	nr/19	H	W	64-55

SEC Tournament • Atlanta, Ga.

3/9	Georgia		N	W	71-64
3/10	Kentucky	nr/16	N	W	86-72
3/11	LSU	nr/10	N	W	69-67
3/12	Auburn		N	W	75-67

NCAA South Regional • Nashville, Tenn.

3/17	Miami (Fla.)	nr/23	N	L	75-71
------	--------------	-------	---	---	-------

*Southeastern Conference games

Lineup (most starts)

Name	Pts.	Rebs.	Assts.
6-1 So. G Brandon Dean	8.5	2.0	
6-4 So. G Teddy Gipson	8.7	2.5	
6-5 Sr. G Chris Walker	10.8	4.5	
6-8 Fr. G/F Joe Johnson	16.0	5.7	2.2
6-7 Fr. F Alonzo Lane	7.9	4.1	

(6-8 Fr. F Carl Baker, 4.4 ppg, 4.2 rpg, tied for fifth with 14 starts)

2000-01

20-11, 10-6 (2nd West)

NCAA Tournament First Round

Coach: Nolan Richardson

Date	Opponent	UA/Opp Rank	Site	W/L	Score
11/17	Tennessee St.	15/nr	H	W	90-68
11/18	Southern Miss.	15/nr	H	L	63-54
11/22	Jackson St.	24/nr	H	W	107-78
11/25	Louisiana-Monroe	24/nr	H	W	99-59
11/28	Centenary	25/nr	H	W	88-57
12/2	Memphis	25/nr	H	W	74-68
12/5	North Texas	21/nr	H	W	97-77
12/9	Oklahoma St. +	21/nr	N	L	74-73
12/20	Northwestern (La.) St.25/nr		H	W	115-47
12/23	@Oklahoma	25/18	A	L	88-79 (OT)
12/30	Grambling St.		H	W	121-66
1/2	Md.-Eastern Shore		H	W	100-40
1/6	@Mississippi St.*		A	L	87-73
1/10	Ole Miss*	nr/20	H	L	53-48
1/13	@Vanderbilt*		A	L	81-64
1/17	Auburn*		H	W	82-72
1/20	Alabama*	nr/15	H	W	87-58
1/27	@LSU*		A	W	59-52
1/31	@Ole Miss*		A	L	84-73
2/3	Mississippi St.*		H	W	83-72

John Thompson Foundation Challenge Classic • Fayetteville, Ark.

11/17	Tennessee St.	15/nr	H	W	90-68
11/18	Southern Miss.	15/nr	H	L	63-54
11/22	Jackson St.	24/nr	H	W	107-78
11/25	Louisiana-Monroe	24/nr	H	W	99-59
11/28	Centenary	25/nr	H	W	88-57
12/2	Memphis	25/nr	H	W	74-68
12/5	North Texas	21/nr	H	W	97-77
12/9	Oklahoma St. +	21/nr	N	L	74-73
12/20	Northwestern (La.) St.25/nr		H	W	115-47
12/23	@Oklahoma	25/18	A	L	88-79 (OT)
12/30	Grambling St.		H	W	121-66
1/2	Md.-Eastern Shore		H	W	100-40
1/6	@Mississippi St.*		A	L	87-73
1/10	Ole Miss*	nr/20	H	L	53-48
1/13	@Vanderbilt*		A	L	81-64
1/17	Auburn*		H	W	82-72
1/20	Alabama*	nr/15	H	W	87-58
1/27	@LSU*		A	W	59-52
1/31	@Ole Miss*		A	L	84-73
2/3	Mississippi St.*		H	W	83-72

2/7	Tennessee*	nr/10	H	W	82-77 (OT)
2/10	@Florida*	nr/8	A	L	73-63
2/14	@Auburn*		A	L	71-63
2/17	LSU*		H	W	87-70
2/20	@South Carolina*		A	W	69-67
2/25	Kentucky*	nr/13	H	W	82-78
2/28	@Alabama*	nr/20	A	W	66-63
3/3	Georgia*		H	W	82-67

SEC Tournament • Nashville, Tenn.

3/9	LSU		N	W	77-72
3/10	Kentucky	nr/15	N	L	87-78

NCAA West Regional • Boise, Idaho

3/15	Georgetown	nr/21	N	L	63-61
------	------------	-------	---	---	-------

+at Tulsa, Okla. || *Southeastern Conference games

Lineup (most starts)

Name	Pts.	Rebs.	Assts.
6-4 Jr. G Teddy Gipson	8.1	2.1	
6-2 Jr. G Jannero Pargo	12.3	2.1	
6-8 So. G/F Joe Johnson	14.2	6.4	2.6
6-8 So. F Carl Baker	5.2	4.0	
6-9 So. F Larry Satchell	3.7	3.5	

2001-02

14-15, 6-10 (4th West)

Coach: Nolan Richardson#

Date	Opponent	UA/Opp Rank	Site	W/L	Score
11/12	Maine		H	W	64-47
11/16	Wake Forest		H	L	76-71
11/18	Oral Roberts		H	W	71-57
11/28	@Tulsa		A	W	79-75
11/30	Oklahoma		H	L	69-54
12/4	Southwest Texas St.		H	W	90-68
12/8	Illinois @ Chicago	nr/5	N	L	94-91
12/10	UNC-Greensboro		H	W	89-74
12/20	Tenn.-Chattanooga		H	W	98-84
12/22	Oklahoma St. @ NLR	nr/6	N	L	85-76
12/29	Elon		H	W	96-52
1/2	@Memphis		A	W	90-73
1/5	@Auburn*		A	W	83-77
1/8	Mississippi St.*	nr/22	H	W	75-64
1/13	@LSU*		A	L	75-69
1/16	South Carolina*		H	L	62-60
1/19	Ole Miss*		H	L	70-64
1/23	!@Georgia*	nr/15	A	L	81-67
1/26	Florida*	nr/5	H	W	94-92 (OT)
1/30	@Alabama*	nr/7	A	L	109-94
2/2	Auburn*		H	W	62-60
2/9	@Ole Miss*		A	L	79-67
2/13	@Tennessee*		A	L	64-53
2/16	LSU*		H	L	67-63
2/20	Alabama*	nr/5	H	W	67-59
2/23	@Kentucky*	nr/12	A	L	71-58
2/27	@Mississippi St.*		A	L	89-83
3/2	Vanderbilt* #		H	W	81-67

Preseason NIT

11/12	Maine		H	W	64-47
11/16	Wake Forest		H	L	76-71
11/18	Oral Roberts		H	W	71-57
11/28	@Tulsa		A	W	79-75
11/30	Oklahoma		H	L	69-54
12/4	Southwest Texas St.		H	W	90-68
12/8	Illinois @ Chicago	nr/5	N	L	94-91
12/10	UNC-Greensboro		H	W	89-74
12/20	Tenn.-Chattanooga		H	W	98-84
12/22	Oklahoma St. @ NLR	nr/6	N	L	85-76
12/29	Elon		H	W	96-52
1/2	@Memphis		A	W	90-73
1/5	@Auburn*		A	W	83-77
1/8	Mississippi St.*	nr/22	H	W	75-64
1/13	@LSU*		A	L	75-69
1/16	South Carolina*		H	L	62-60
1/19	Ole Miss*		H	L	70-64
1/23	!@Georgia*	nr/15	A	L	81-67
1/26	Florida*	nr/5	H	W	94-92 (OT)
1/30	@Alabama*	nr/7	A	L	109-94
2/2	Auburn*		H	W	62-60
2/9	@Ole Miss*		A	L	79-67
2/13	@Tennessee*		A	L	64-53
2/16	LSU*		H	L	67-63
2/20	Alabama*	nr/5	H	W	67-59
2/23	@Kentucky*	nr/12	A	L	71-58
2/27	@Mississippi St.*		A	L	89-83
3/2	Vanderbilt* #		H	W	81-67

SEC Tournament • Atlanta, Ga.

3/7	Tennessee#		N	L	68-61
-----	------------	--	---	---	-------

*Southeastern Conference games

#Mike Anderson went 1-1 as interim head coach

!Georgia victory vacated by the NCAA

Lineup (most starts)

Name	Pts.	Rebs.	Assts.
6-1 Sr. G Brandon Dean	12.2	2.9	
6-2 Sr. G Jannero Pargo	16.6	2.4	3.3
6-4 Sr. G Teddy Gipson	7.6	1.8	
6-5 Fr. G J.J. Sullinger	9.4	3.0	
6-8 Jr. F Dionisio Gomez	5.1	5.0	

(6-9 Jr. F Larry Satchell, 2.8 ppg, 2.8 rpg, tied for fifth with 12 starts)

2002-03

9-19, 4-12 (T5th West)

Coach: Stan Heath

Date	Opponent	UA/Opp Rank	Site	W/L	Score
11/22	Jackson St.		H	W	81-44
11/26	@Oral Roberts		A	L	76-64
11/30	Tulsa	nr/22	H	L	61-60
12/3	Troy St.		H	L	74-66
12/7	Illinois @ NLR	nr/25	N	L	62-58
12/10	Louisiana Tech		H	W	72-60

12/18	Sam Houston St.		H	W	78-67
12/21	Southwest Texas St.		H	W	70-60
12/28	Centenary		H	W	75-51
12/30	@Oklahoma St.		A	L	71-45
1/2	Memphis		H	L	72-67
1/8	@Alabama*	nr/4	A	L	61-51
1/11	Auburn*		H	L	52-37
1/18	!Georgia*	nr/20	H	L	81-64
1/22	LSU*		H	W	73-65
1/25	@Ole Miss*		A	L	73-54
2/1	@Florida*	nr/4	A	L	77-66
2/5	Alabama*	nr/22	H	W	81-70
2/8	@Mississippi St.*	nr/23	A	L	84-54
2/12	Tennessee*		H	L	70-62
2/15	@South Carolina*		A	L	72-65
2/19	Kentucky*	nr/2	H	L	66-50
2/22	@LSU*		A	L	75-56
2/26	@Vanderbilt*		A	W	60-50
3/1	Mississippi St.*	nr/20	H	W	53-51
3/5	@Auburn*		A	L	69-54
3/8	Ole Miss*		H	L	64-54

SEC Tournament • New Orleans, La.

3/13	LSU		N	L	85-56
------	-----	--	---	---	-------

*Southeastern Conference games

!Georgia victory vacated by the NCAA

Lineup (most starts)

Name	Pts.	Rebs.	Assts.
6-1 Fr. G Eric Ferguson	10.9	3.1	3.3
6-4 Fr. G/F Jonathon Modica	11.5	4.5	
6-8 Sr. F Carl Baker	3.3	4.1	
6-7 Sr. F Alonzo Lane	4.0	2.9	
6-8 Sr. F Dionisio Gomez	8.3	6.6	

2003-04

12-16, 4-12 (6th West)

Coach: Stan Heath

Date	Opponent	UA/Opp Rank	Site	W/L	Score
11/21	Nicholls St.		H	W	89-60
11/25	Grambling St.		H	W	64-46
11/29	Jacksonville @ NLR		N	W	85-65
12/3	Oral Roberts		H	W	77-71
12/6	Illinois @ Chicago	nr/11	N	L	84-61
12/9	Southeast Missouri St.				



RAZORBACKS

SEC Tournament – Nashville, Tenn.

3/10	Georgia	N	W	80-67	
3/11	Florida	nr/16	N	L	74-71

NCAA Oakland Regional – Dallas, Texas

3/17	Bucknell	N	L	59-55
------	----------	---	---	-------

*Southeastern Conference games

Lineup (most starts)

Name		Pts.	Rebs.	Assts.
6-5 Sr. G	Dontell Jefferson	3.2	3.1	4.4
6-7 Jr. G	Ronnie Brewer	18.4	4.8	3.3
6-5 Sr. G	Jonathon Modica	16.1	4.0	
7-0 So. C	Steven Hill	3.0	3.5	2.8 blk
6-8 So. F	Charles Thomas	9.7	5.0	

2006-07

21-14, 7-9 (3rd West)

NCAA Tournament First Round

Coach: Stan Heath

Date	Opponent	UA/Opp Rank	Site	W/L	Score
11/10	Southeast Missouri St.		H	W	92-52
11/18	Stephen F. Austin St.		H	W	70-59

Old Spice Classic • Orlando, Fla.

11/23	Southern Illinois	N	W	61-53 (OT)	
11/24	Marist	N	W	73-64	
11/26	West Virginia	N	W	71-64	
11/30	@Missouri	A	L	86-64	
12/2	Missouri-Kansas City	H	W	71-61	
12/5	Central Michigan	H	W	75-59	
12/14	Oakland	H	W	91-57	
12/16	Texas Tech @ NLR	N	L	71-56	
12/20	@Texas	A	L	80-76	
12/22	Oral Roberts	H	W	68-56	
12/30	Louisiana Tech	H	W	80-50	
1/2	Tulsa	H	W	68-59	
1/6	Alabama*	nr/8	H	W	88-61
1/9	@Florida*	nr/2	A	L	79-72
1/13	@Ole Miss*	A	L	74-72	
1/17	Georgia*	H	L	67-64	
1/20	LSU*	nr/16	H	W	72-52
1/24	@South Carolina*	A	L	66-60	
1/27	@Alabama*	nr/12	A	W	63-57
2/3	Kentucky*	nr/24	H	L	82-74
2/7	Auburn*	H	W	65-57	
2/10	@LSU*	A	L	71-67	
2/14	@Mississippi St.*	A	L	84-60	

2/17	Ole Miss*	H	W	83-66	
2/21	@Auburn*	A	L	67-59	
2/24	Tennessee*	H	L	83-72	
2/28	Mississippi St.*	H	W	67-58	
3/3	@Vanderbilt*	nr/19	A	W	82-67

SEC Tournament – Atlanta, Ga.

3/8	South Carolina	N	W	82-52	
3/9	Vanderbilt	N	W	72-71	
3/10	Mississippi St.	N	W	81-72	
3/11	Florida	nr/6	N	L	77-56

NCAA East Regional – Spokane, Wash.

3/16	Southern California	N	L	77-60
------	---------------------	---	---	-------

* Southeastern Conference games

Lineup (most starts)

Name		Pts.	Rebs.	Assts.
6-0 Jr. G	Gary Ervin	9.9	3.6	4.8
6-1 Fr. G	Patrick Beverley	13.9	4.5	3.1
7-0 Jr. C	Steven Hill	6.2	4.4	2.8 blk
6-8 Jr. F	Charles Thomas	10.7	5.7	
6-6 Jr. F	Sonny Weems	11.8	4.8	2.1

2007-08

23-12, 9-7 (2nd West)

NCAA Tournament Second Round

Coach: John Pelphrey

Date	Opponent	UA/Opp Rank	Site	W/L	Score
11/9	Wofford	19/nr	H	W	67-45

O'Reilly Auto Parts ESPNU Puerto Rico Tip-Off •

San Juan, P.R.

11/15	Coll. of Charleston	18/nr	N	W	75-49
11/16	Providence	18/nr	N	L	67-51
11/18	Va. Commonwealth	18/nr	N	W	70-60
11/24	Delaware St.		H	W	89-67
11/28	Missouri		H	W	94-91
12/1	Oral Roberts		H	W	62-51
12/3	Missouri St.		H	W	70-51
12/12	Texas-San Antonio		H	W	67-42
12/15	@Oklahoma		A	L	83-72
12/19	Northwestern St.		H	W	90-59
12/22	Appalachian St. @NLR		N	L	74-67
12/29	Louisiana-Monroe		H	W	85-60
1/5	Baylor @Dallas		N	W	85-78
1/10	@Auburn*		A	W	76-70
1/13	Alabama*		H	W	71-67 (OT)
1/16	South Carolina*		H	L	70-66

1/19	@Georgia*	A	L	82-69	
1/26	@LSU*	A	W	68-52	
1/30	Mississippi St.*	nr/25#	H	W	78-58
2/2	Florida*	nr/20	H	W	80-61
2/9	Ole Miss*		H	W	75-69
2/13	@Tennessee*	nr/4	A	L	93-71
2/16	@Mississippi St.*		A	L	80-74
2/20	LSU*		H	W	87-61
2/23	@Kentucky*		A	L	63-58
2/27	@Alabama*		A	L	59-56
3/1	Vanderbilt*	nr/18	H	W	78-73
3/4	@Ole Miss*		A	L	81-72
3/8	Auburn*		H	W	77-64

SEC Tournament – Atlanta, Ga.

3/14	Vanderbilt	nr/18	N	W	81-75
3/15	Tennessee	nr/4	N	W	92-91
3/16	Georgia		N	L	66-57

NCAA Tournament – Raleigh, N.C.

3/21	Indiana	nr/24#	N	W	86-72
3/23	North Carolina	nr/1	N	L	108-77

* Southeastern Conference games

USA Today/ESPN Coaches Poll

Lineup (most starts)

Name		Pts.	Rebs.	Assts.
6-2 So. G	Stefan Welsh	5.3	1.4	2.1
6-1 So. G	Patrick Beverley	12.1	6.6	2.4
7-0 Sr. C	Steven Hill	4.2	2.9	2.1 blk
6-8 Sr. F	Charles Thomas	9.2	4.5	
6-6 Sr. F	Sonny Weems	15.0	4.5	2.6

2008-09

14-16, 2-14 (6th West)

Coach: John Pelphrey

Date	Opponent	UA/Opp Rank	Site	W/L	Score
11/14	Southeastern La.		H	W	91-87 (OT)
11/20	California-Davis		H	W	68-59
11/22	@Missouri St.		A	L	62-57
11/26	@South Alabama		A	W	79-77
11/29	Florida A&M		H	W	86-61
12/3	Texas Southern		H	W	80-61
12/10	North Carolina Central		H	W	98-70
	Jim Thorpe Classic – Fayetteville, Ark.				
12/17	Austin Peay		H	W	89-80
12/20	Stephen F. Austin		H	W	67-51
12/27	Northwestern St.		H	W	95-56

12/30	Oklahoma	nr/4	H	W	96-88
1/3	North Texas @ NLR		N	W	86-75
1/6	Texas	nr/7	H	W	67-61
1/10	Mississippi St.*		H	L	70-56
1/14	@Ole Miss*		A	L	74-65
1/17	@Florida*		A	L	80-65
1/24	Auburn*		H	L	73-51
1/29	Alabama*		H	W	89-80
1/31	@LSU*		A	L	79-69
2/4	Tennessee*		H	L	74-72
2/7	@Mississippi St.*		A	L	86-77
2/11	@Auburn*		A	L	75-62
2/14	Kentucky*		H	L	79-63
2/18	LSU*	nr/23	H	L	72-69
2/21	@South Carolina		A	L	82-78 (OT)
2/25	@Alabama*		A	L	88-67
3/1	Georgia*		H	W	89-67
3/4	Ole Miss*		H	L	98-91 (OT)
3/8	@Vanderbilt*		A	L	75-58

SEC Tournament – Tampa, Fla.

3/12	Florida	N	L	73-58
------	---------	---	---	-------

* Southeastern Conference games

Lineup (most starts)

Name		Pts.	Rebs.	Assts.
5-11 Fr. G	Courtney Fortson	14.8	5.5	5.9
6-0 Fr. G	Rotnei Clarke	12.2	1.9	
6-3 Jr. G	Stefan Welsh	11.5	2.9	2.1
6-9 Jr. F	Michael Washington	15.5	9.8	
6-8 Fr. F	Michael Sanchez	5.9	4.9	

Legend

AP - Associated Press

KC - Kansas City, Mo.

LR - Little Rock, Ark.

M - Memphis, Tenn.

NLR - North Little Rock, Ark.

NR - not ranked

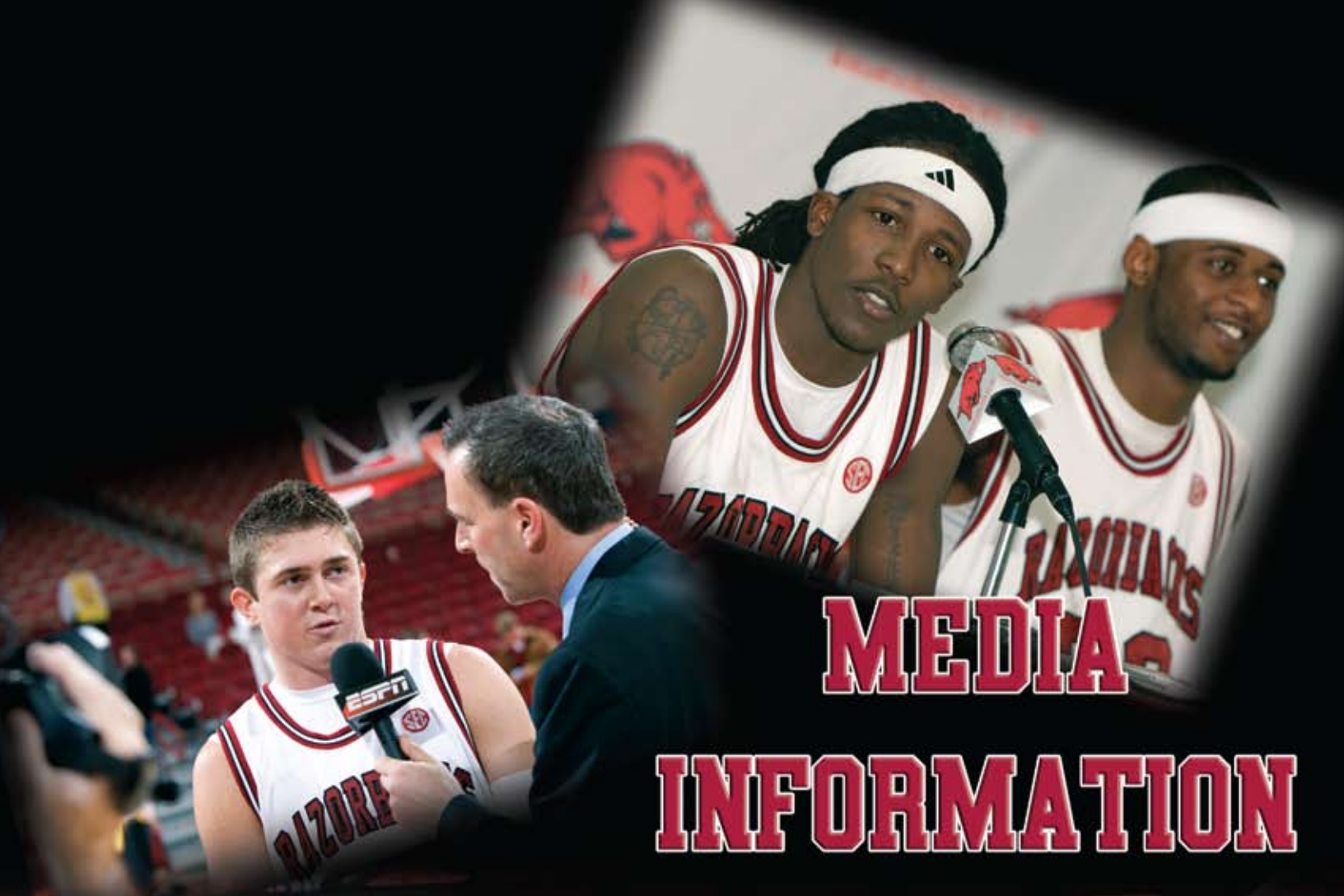
PB - Pine Bluff, Ark.

UPI - United Press International (poll discontinued following the 1996 season)

Note: Rankings reflected are from the Associated Press.



The 2008 Razorbacks earned Arkansas' 30th bid to the NCAA Tournament and advanced to the second round with a win over No. 24 Indiana.



MEDIA INFORMATION





Media Information

The following policies have been prepared in consideration of your needs, as well as the needs of our student-athletes, coaches and staff, in hopes of creating a positive working environment for us all. As always, we welcome your suggestions and will try to accommodate special needs.

Game Credentials

All requests for media and/or photo credentials must be made either through Arkansas' online credentialing system or on letterhead by sports editors or sports directors of accredited media outlets only. Requests should be made as early as possible and no later than two days prior to the game. Requests made after that time will not be considered. Non-on-line requests should be mailed, faxed (479-575-7481) or emailed (ppierce@uark.edu) to Phil Pierce at the address above.

Credentials will be granted to working media only and *only to those that have agreed to the Southeastern Conference policy* regarding the acceptance of credentials. The policy can be found on the SEC media website (www.secsportsmedia.com). Following compliance with NCAA and SEC rules, the Arkansas Media Relations staff will issue credentials on a game-by-game basis. No multi-game or full season credentials will be issued.

Only fully accredited personnel directly involved in the coverage of the game will be admitted. Credentials are non-transferable. The Media Relations Office reserves the right to revoke any credential: (1) used by an individual other than the one to whom it was granted; (2) any individual who refused to comply with press row and/or photographic guidelines; (3) any individual who is not an accredited member of the media; and (4) any individual under the age of 16.

The Media Relations Office reserves the right to issue or deny any credential request.

No credentials will be mailed. All credentials are left at media will call. If enough time allows, approved parking passes can be mailed.

Media Will Call

Located on the south side of Bud Walton Arena, just right of the main ticket window. All passes are left at media will call - no credentials are mailed.

Gameday Parking

A limited number of spaces are available in the lots south of Bud Walton Arena, located at the corner of Sixth Street and Razorback Road. All requests should be made to Assistant MRD Phil Pierce along with credential requests.

Media Work Room

BWA's work room is one of the most spacious in the nation. It is located on the arena floor level, next to and adjoining the interview room. Weekly press briefings and John Pelphrey's post-game press conferences are held in the interview room. Media members can work from and file from the work room or the press seating area on the floor. Wireless Internet is available in the work room and at courtside. Please see Assistant MRD Phil Pierce or a member of the media relations staff for login information. In addition, a minimum of eight telephones are available in the work room.

Photographers

BWA features three photo "wells." Two primary sections are located to the right of each goal as you are facing the court and a smaller section is on the baseline next to the visiting team bench. Tripods are not allowed on the floor at any time during play and photographers must sit on the floor so as to not block the view of spectators. Spots in the photo wells are not reserved. Photographers are not allowed to shoot from either sideline due to space limitations. Media relations reserves the right to limit the number of strobe units used.

Radio Broadcasts

Visiting teams may utilize the four courtesy phone lines available in BWA. ISDN is available. No banners are allowed to hang in front of any broadcast position.

Media Services

The University of Arkansas has one of the top statistical crews in college basketball. Our crew has worked NCAA Tournament regional championships and conference tournaments. Media will be provided play-by-play, halftime and final box scores, and shot charts for each half, in addition to coach and player quotes following the game.

Wireless Internet

Wireless internet logins and passwords are available for Bud Walton Arena. Please contact a member of the Arkansas Media Relations Department on game day for a login and password.

Interview Policy

Arkansas players are available for interviews only on days of John Pelphrey's press briefings, which are generally two days prior to each game. Select players are available for interviews following games in the interview room. Following all home games, after the 10-minute cool-

The University of Arkansas Athletic Media Relations Office appreciates your interest in Razorback basketball and strives to assist you in your coverage. A list of our staff members, our address, and our telephone and fax numbers follows:

Office: 479-575-2751

Fax: 479-575-7481

Press Row: 479-575-6622

Ticket Office: 479-575-5151 or

800-982-4647

Mailing Address:

UA Athletic Media Relations

P.O. Box 7777

Fayetteville, AR 72702-7777

Overnight Address:

University of Arkansas

Athletic Media Relations

131 Barnhill Arena

Fayetteville, AR 72701

Web Site:

ARKANSASRAZORBACKS.com



Kevin Trainor

Assoc. AD
Media Relations



Robby Edwards

Assoc. Media
Relations Dir.



Zack Higbee

Assoc. Media
Relations Dir.



Phil Pierce

Basketball
Contact



Zach Lawson



Molly O' Mara



Jeri Thorpe



Melissa Anderson



Mary Lynn Gibson

ing-off period, Pelphrey sits in on Arkansas' post-game radio show and then proceeds to the media room either before or after the head coach of the visiting team.

John Pelphrey's Weekly Teleconferences

Each Monday and Thursday from early January through the beginning of March. The SEC teleconference features each league head coach for seven minutes on a broadcast quality hookup. The teleconference runs from 10 a.m. to approximately 11:30 a.m. (central). John Pelphrey's time slot is from 10:49 to 10:56. Media members can get the teleconference access numbers from either the SEC Media Relations Office (205-458-3010) or the Arkansas Media Relations Office.

Razorback Satellite Services

At press time, no details were available on the uplink of highlights and interviews. The Arkansas Media Relations Office will attempt to schedule highlight feeds following selected non-televized games. For details, contact the Media Relations Office.

RAZORBACK SPORTS PROPERTIES

The University of Arkansas Athletic Department and ISP formed Razorback Sports Properties in the fall of 2008. As the multi-media rights-holder, Razorback Sports Properties is responsible for all Web site, broadcasts, corporate partnerships and marketing of the university's athletics program. Owned and operated by ISP Sports, the nation's foremost collegiate sports marketing company, Razorback Sports Properties brings a national presence to the overall marketing of Razorback sports.

Founded in 1992 in Winston-Salem, N.C., ISP has enjoyed tremendous growth within the intercollegiate athletics marketplace and has remained headquartered in Winston-Salem. ISP is also a partner with more than 60 major college athletic programs, conferences, bowl games and venues. SEC members Alabama, Auburn, Georgia, South Carolina and Vanderbilt are part of the ISP family as well.

Razorback Sports Properties exclusively produces and markets a variety of corporate partnership and advertising opportunities surrounding Arkansas Athletics, including all radio and television play-by-play broadcasts, Pay-Per-View broadcasts, television and radio head coaches' shows, advertising in athletic department publications and on the official athletics department Web site (www.ArkansasRazorbacks.com), signage in university athletic facilities and at-event promotions.



Mike Nail (left), who is in his 29th and final year as the radio play-by-play "Voice of the Razorbacks," broadcast his 906th Arkansas game in 2009. Nail's post-season experience includes three trips to the Final Four, two national championship games, including the 1994 national championship victory over Duke, and 48 NCAA Tournament game broadcasts in 20 NCAA Tournament appearances. The former television sports director also handled the radio play-by-play assignment for Razorback football during the 2006 campaign. Nail has been married to Razorback Spirit Coordinator Jean Nail for 45 years.

Rick Schaeffer (right) is in his sixth year as the analyst, but his 29th year overall. Schaeffer was not on basketball broadcasts from 2000-04, but the former UA sports information director returned for the 2004-05 season.



Scott Inman (left) is in his fourth season as the play-by-play voice for Razorback basketball on television. The co-anchor of KATV's 5, 6 and 10 p.m. newscasts, the Stuttgart native graduated from Arkansas State in 1995.

Jimmy Dykes (right) is in his 16th year on the television broadcast team. He serves as a college basketball analyst for ESPN. A 1985 graduate of Arkansas, he was a three-year letterman at UA and a member of two Southwest Conference championship teams.

ArkansasRazorbacks.com

The latest information on all Razorback athletics is at ArkansasRazorbacks.com - the official Web site of University of Arkansas Athletics. Game notes, quotes from John Pelphrey's press conferences and game stories are a few of the items included. The site also offers biographical information on Arkansas coaches and student-athletes, statistics and schedules. Fans can also access live stats of most Razorback events. RazorVision is a premium site available for a subscription fee.

2009-10 RSN Basketball Radio Network

KVRC-AM	1240	Arkadelphia, Ark.
KWOZ-FM	103.3	Batesville, Ark.
KTHS-AM	1480	Berryville, Ark.
KQMJ-FM	107.3	Blytheville, Ark.
KLCN-AM	910	Blytheville, Ark.
KAMD-FM	97.1	Camden, Ark.
KSArk-FM	92.3	Cherokee Village, Ark.
KBKG-FM	93.5	Corning, Ark.
KCCB-AM	1260	Corning, Ark.
KAGH-AM	800	Crossett, Ark.
KAGH-FM	104.9	Crossett, Ark.
KDQN-FM	92.1	De Queen, Ark.
KAGL-FM	93.3	El Dorado, Ark.
KQSM-FM	92.1	Fayetteville, Ark.
KUOA-AM	1290	Fayetteville, Ark.
KUOA-FM	105.3	Fayetteville, Ark.
KEZA-FM	107.9	Fayetteville, Ark.
KBFC-FM	93.5	Forrest City, Ark.
KHGG-FM	103.1	Fort Smith, Ark.
KTTG-FM	96.3	Fort Smith, Ark.
KWXI-AM	670	Glenwood, Ark.
KWXI-FM	98.9	Glenwood, Ark.
KHMB-FM	99.5	Hamburg, Ark.
KHOZ-FM	102.9	Harrison, Ark.
KAWW-AM	1370	Heber Springs, Ark.
KFFA-AM	1360	Helena, Ark.
KFFA-FM	103.1	Helena, Ark.
KHPA-FM	104.9	Hope, Ark.
KKIK-FM	106.5	Horseshoe Bend, Ark.
KLAZ-FM	105.9	Hot Springs, Ark.
KEGI-FM	100.5	Jonesboro, Ark.
KNEA-AM	970	Jonesboro, Ark.
KABZ-FM	103.7	Little Rock, Ark.
KZHE-FM	100.5	Magnolia, Ark.
KGPO-FM	99.9	Monticello, Ark.
KVOM-FM	101.7	Morrilton, Ark.
KCTT-FM	101.7	Mountain Home, Ark.
KOMT-FM	107.5	Mountain Home, Ark.
KDYN-AM	1540	OzArk.k, Ark.
KDYN-FM	96.7	OzArk.k, Ark.
KTRN-FM	104.5	Pine Bluff, Ark.
KCAB-AM	980	Russellville, Ark.
KCJC-FM	102.3	Russellville, Ark.
KSMO-FM	99.1	SeArk.cy, Ark.
KWAK-FM	105.5	StuttgArk.t, Ark.
KCFO-AM	970	Tulsa, Okla.
KWYN-AM	1400	Wynne, Ark.
KWYN-FM	92.5	Wynne, Ark.

RSN Basketball Television Network

KATV (Ch. 7)	Little Rock, Ark.
KAIT (Ch. 8)	Jonesboro, Ark.
KFTA (Ch. 24)	Fayetteville, Ark.

Primary Media Outlets

Northwest Arkansas

Northwest Arkansas Times
P.O. Box 1607
Fayetteville, AR 72702-1607
479-571-6419
FAX 479-442-1714
Terry Wood - sports editor

Arkansas Democrat-Gazette
Northwest Arkansas Bureau
515 Enterprise, Suite 106
Lowell, AR 72745
479-770-8469 or 888-223-9846
FAX 479-770-8484

Bob Holt – Basketball Beat
629 E. Lafayette
Fayetteville, AR 72701
479-582-2412

Tom Murphy – Basketball Beat
6627 W. Silverthorne Rd.
Fayetteville, AR 72704
479-601-4334

The Morning News of Northwest Arkansas
2560 N. Lowell Road
Springdale, AR 72765
479-872-5118
FAX 479-872-5055
Chip Souza – sports editor
Paul Boyd – asst. sports editor
Robbie Neiswanger – basketball beat
951 Stone Street
Cave Springs, AR 72718
479-595-9440

Nate Allen Sports Services
Nate Allen
P.O. Box 3105
Fayetteville, AR 72702
479-442-5536
nallensports@earthlink.net

KFSM-TV (CBS)
4201 N. Shiloh Drive, Ste 169
Fayetteville, AR 72703
479-521-1330
FAX 479-521-6579
John Engleman – sports director
Mike Irwin – Arkansas beat
Adria Goins – sports reporter,
weekend anchor

KHOG-TV (ABC)
2808 Ajax Ave.
Rogers, AR 72758
479-878-6010-1010
FAX 479-521-1430
Mark Lericos – sports director
mlericos@hearst.com
Russell Schaap, John Laws

KNWA (NBC/Fox)
15 S. Block
Fayetteville, AR 72701
479-684-4423; 841-7315
FAX 479-571-8900
Jason Carroll – sports director
Aaron Peters, Derek Ruscin, Pat Doney

Hawks Illustrated
(Specialty Publication)
P.O. Box 7
2560 N. Lowell Road
Springdale, AR 72764
479-872-5177
FAX 479-872-5170
Clay Henry – editor
Dudley Dawson

Arkansas Traveler (University)
119 Kimpel Hall
Fayetteville, AR 72701
479-575-3406
FAX 479-575-3306

Southwest Times Record
P.O. Box 1359
Fort Smith, AR 72902
479-785-7753
FAX 479-784-0413
Scott Faldon – sports editor
sfaldon@swtimes.com
Grant Tolley, Bobby Swofford

KFSM-TV (CBS)
P.O. BOX 369
Fort Smith, AR 72901
479-783-1191
FAX 479-783-3295; 783-1965

KHBS-TV (ABC)
2415 N. Albert Pike
Fort Smith, AR 72904
479-783-8133
FAX 479-783-0550

UATV-TV (University)
University of Arkansas
116 Kimpel Hall
Fayetteville, AR 72701
479-575-3601
FAX 479-575-4314
Larry Foley – faculty manager

Central Arkansas

Arkansas Democrat-Gazette
P.O. Box 2221
Little Rock, AR 72203
501-378-3411
FAX 501-378-3869
Wally Hall – sports editor/columnist

Arkansas News Bureau
119 Main St.
Little Rock, AR 72201
501-378-8300
FAX 501-374-0860
Harry King
hking@arkansasnews.com

Arkansas Sports 360
122 E. Second St.
Little Rock, AR 72201
Chris Bahn
479-595-9360
Jim Harris
501-372-1443

Associated Press
Suite 308, Danville Bldg.
10810 Executive Center Drive
Little Rock, AR 72211
800-715-7291 / 501-225-3668
FAX 501-225-3249
Noah Trister

KATV-TV (ABC)
P.O. Box 77
Little Rock, AR 72203
501-324-7544
FAX 501-324-7852
Steve Sullivan – sports director
Chris Scott – producer
Dale Nicholson III

KARK-TV (NBC)
1401 W. Capitol #104
Little Rock, AR 72201
501-340-4528
FAX 501-375-1961
Aaron Nolan
Sports@KARK.com

KLRT-TV (Fox 16)
10800 Colonel Glenn Rd.
Little Rock, AR 72204
501-217-4257
FAX 501-227-0855
David Raath – sports director
Chris Kolkhorst – sports anchor
Mitch Lilly

KTHV-TV (CBS)
P.O. Box 269
Little Rock, AR 72203
501-244-4561
501-244-4560
FAX 501-376-1645
Wess Moore – sports director
Mark Edwards, Neil Sommerlotte
www.sports@todaysthv.com

Pine Bluff Commercial
P.O. Box 6469
Pine Bluff, AR 71611
870-534-3400
FAX 870-534-0113

Tulsa, Oklahoma

Tulsa World
P.O. Box 1770
Tulsa, OK 74102
918-581-8355
FAX 918-581-8352
Mike Strain – sports editor
mike.strain@tulsaworld.com

KJRH-TV (NBC)
P.O. Box 2
Tulsa, OK 74101
918-742-6397
FAX 918-748-1436
Al Jerkens – sports director
Jason Shackelford, Marty Carpenter

KOTV-TV (CBS)
P.O. Box 6
Tulsa, OK 74101
918-582-6666
FAX 918-732-6185
John Holcomb – sports director
Scott Smith, J.B. Long, Steve Wolfe

KTUL-TV (ABC)
3333 South 29th West Ave.
Tulsa, OK 74107
918-445-9360
FAX 918-445-9359
Chris Lincoln – sports director
clincolin@ktul.com
Ruben Diaz, Rick Pendergraft

Memphis, Tennessee

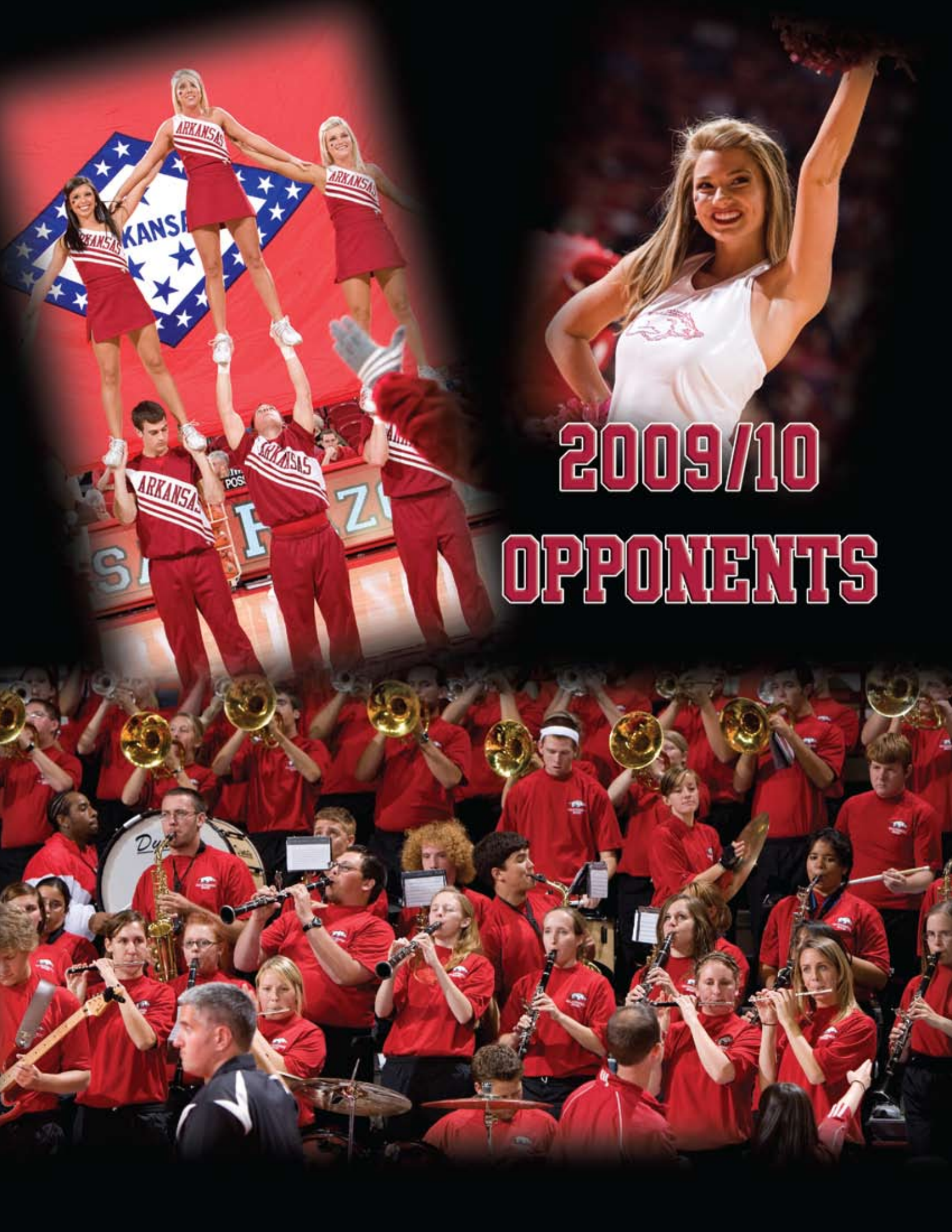
The Commercial Appeal
495 Union Ave.
Memphis, TN 38103
901-529-2360
FAX 901-529-2362
Gary Robinson – exec. sports editor
Geoff Calkins – columnist
Ron Higgins – SEC beat
Scott Cacciola

WMC-TV (NBC)
1960 Union Ave.
Memphis, TN 38103
901-726-0568
FAX 901-278-7633
Jarvis Greer – sports director
jgreer@wmcvtv.com
Carrie Anderson
canderson@wmcvtv.com

WHBQ-TV (FOX)
485 S. Highland
Memphis, TN 38111
901-320-1347
FAX 901-320-1366
Matt Stark – sports director
Kristin Tallent, Marcus Hunter

WPTY-TV (ABC) / WLMT (UPN-30)
2701 Union Extended
Memphis, TN 38112
901-321-7527
FAX 901-452-1820
Jamie Griffin – sports director
Rob Petrone – sports anchor/reporter
Ari Bergeron – sports anchor/reporter

WREG-TV (CBS)
803 Channel 3 Drive
Memphis, TN 38103
901-543-2117
FAX 901-543-2167
Glenn Carver – sports director
Mike Ceide



2009/10 OPPONENTS



2009/10 Opponents

ALABAMA

Jan. 16 Fayetteville 12:30 p.m.
 Feb. 13 Tuscaloosa, Ala. 3 p.m.

LOCATION:.....Tuscaloosa, Ala.
ENROLLMENT:..... 20,333
NICKNAME:.....Crimson Tide
COLORS:.....Crimson and White
ARENA (CAPACITY):.....Coleman Coliseum (15,316)

HEAD COACH:.....Anthony Grant
RECORD AT SCHOOL (YEARS):.....First
CAREER RECORD (YEARS):.....76-25 (3)

2008-09 RECORD:.....18-14
CONFERENCE RECORD (FINISH):.....7-9 (T4th, SEC West)

POST-SEASON:.....None

STARTERS RETURNING:.....4
TOP RETURNEES:
 G Senario Hillman (12.9 ppg)
 F JaMychal Green (10.3 ppg)
 G Mikhail Torrance (10.0 ppg)

BASKETBALL SID:.....Ty Patton
OFFICE PHONE:.....205-348-5401
EMAIL:.....tpatton@ia.ua.edu



ALABAMA ST.

Dec. 16 Fayetteville 7 p.m.

LOCATION:.....Tuscaloosa, Ala.
LOCATION:.....Montgomery, Ala.
ENROLLMENT:.....5,442
NICKNAME:.....Hornets
COLORS:.....Black and Gold
ARENA (CAPACITY):.....The Acadome (7,400)

HEAD COACH:.....Lewis Jackson
RECORD AT SCHOOL (YEARS):.....74-58 (4)
CAREER RECORD (YEARS):.....Same

2008-09 RECORD:.....22-10
CONFERENCE RECORD (FINISH):.....16-2 (1st, Southwestern Athletic Conference)

POST-SEASON:.....NCAA First Round (0-1)

STARTERS RETURNING:.....1
TOP RETURNEES:
 F Roland Fitch (9.7)
 F Wesley Jones (9.3 ppg)

BASKETBALL SID:.....LaTonia Thirston
OFFICE PHONE:.....334-229-4511
EMAIL:.....lathirston@alasu.edu



ALABAMA-BIRMINGHAM

Jan. 2 Fayetteville TBA

LOCATION:.....Birmingham, Ala.
ENROLLMENT:.....17,330
NICKNAME:.....Blazers
COLORS:.....Forest Green and Old Gold
ARENA (CAPACITY):.....Bartow Arena (8,500)

HEAD COACH:.....Mike Davis
RECORD AT SCHOOL (YEARS):.....60-39 (3)
CAREER RECORD (YEARS):.....175-118 (9)

2008-09 RECORD:.....22-12
CONFERENCE RECORD (FINISH):.....11-3 (3rd, Conference USA)

POST-SEASON:.....NIT First Round (0-1)

STARTERS RETURNING:.....1
TOP RETURNEES:
 F Howard Crawford (7.9 ppg)

BASKETBALL SID:.....Aaron Jordan
OFFICE PHONE:.....205-934-7920
EMAIL:.....jordana@uab.edu



ALCORN ST.

Nov. 13 Fayetteville 7 p.m.

LOCATION:.....Lorman, Miss.
ENROLLMENT:.....3,583
NICKNAME:.....Braves
COLORS:.....Purple and Gold
ARENA (CAPACITY):.....D.W. Whitney Complex (7,000)

HEAD COACH:.....Larry Smith
RECORD AT SCHOOL (YEARS):.....6-25 (1)
CAREER RECORD (YEARS):.....Same

2008-09 RECORD:.....6-25
CONFERENCE RECORD (FINISH):.....4-14 (T9th, Southwestern Athletic Conference)

POST-SEASON:.....None

STARTERS RETURNING:.....2
TOP RETURNEES:
 G Troy Jackson (20.0 ppg)
 G Jonathan Boyd (9.3 ppg)

BASKETBALL SID:.....LaToya Shields
OFFICE PHONE:.....601-877-6466
EMAIL:.....asu_sportsinfo@yahoo.com



Marcus Britt is one of Arkansas' eight talented guards on the 2009/10 roster and should see significant playing time this season.

APPALACHIAN ST.

Nov. 20 Fayetteville 7 p.m.

LOCATION:.....Boone, N.C.
ENROLLMENT:.....16,600
NICKNAME:.....Mountaineers
COLORS:.....Black and Gold
ARENA (CAPACITY):.....Holmes Center (8,325)

HEAD COACH:.....Buzz Peterson
RECORD AT SCHOOL (YEARS):.....79-39 (4)
CAREER RECORD (YEARS):.....201-134 (11)

2008-09 RECORD:.....13-18
CONFERENCE RECORD (FINISH):.....9-11 (T3rd, Southern North)

POST-SEASON:.....None

STARTERS RETURNING:.....4
TOP RETURNEES:
 G Kellen Brand (14.8 ppg)
 G Donald Sims (13.7)
 G Ryann Abraham (9.8 ppg)

BASKETBALL SID:.....Charles Cochrum
OFFICE PHONE:.....828-262-7602
EMAIL:.....cochrumca@appstate.edu



AUBURN

Feb. 6 Fayetteville 12:30 p.m.
 Feb. 20 Auburn, Ala. 6 p.m.

LOCATION:.....Auburn, Ala.
ENROLLMENT:.....23,547
NICKNAME:.....Tigers
COLORS:.....Burnt Orange and Navy Blue
ARENA (CAPACITY):.....Beard-Eaves Memorial Coliseum (10,500)

HEAD COACH:.....Jeff Lebo
RECORD AT SCHOOL (YEARS):.....81-76 (5)
CAREER RECORD (YEARS):.....196-139 (11)

2008-09 RECORD:.....24-12
CONFERENCE RECORD (FINISH):.....10-6 (2nd, SEC West)

POST-SEASON:.....NIT Quarterfinals (2-1)

STARTERS RETURNING:.....2
TOP RETURNEES:
 G DeWayne Reed (13.2 ppg)
 G Tay Waller (12.1 ppg)

BASKETBALL SID:.....Chuck Gallina
OFFICE PHONE:.....334-844-9800
EMAIL:.....gallica@auburn.edu



BAYLOR

Dec. 30 North Little Rock 8 p.m.

LOCATION:..... Waco, Texas
ENROLLMENT:..... 14,040
NICKNAME:..... Bears
COLORS:..... Green and Gold
ARENA (CAPACITY):..... Ferrell Center (10,284)

HEAD COACH:..... Scott Drew
RECORD AT SCHOOL (YEARS):..... 81-95 (6)
CAREER RECORD (YEARS):..... 101-106 (7)

2008-09 RECORD:..... 24-15
CONFERENCE RECORD (FINISH):..... 5-11 (9th, Big 12)

POST-SEASON:..... NIT Finals (4-1)

STARTERS RETURNING:..... 2
TOP RETURNNEES:

G LaceDarius Dunn (15.7 ppg)
G Tweety Carter (10.6 ppg)

BASKETBALL SID:..... Chris Yandle
OFFICE PHONE:..... 254-710-3638
EMAIL:..... Christopher_yandle@baylor.edu



DELAWARE ST.

Dec. 7 Fayetteville 7 p.m.

LOCATION:..... Dover, Del.
ENROLLMENT:..... 3,800
NICKNAME:..... Hornets
COLORS:..... Columbia Blue and Red
ARENA (CAPACITY):..... Memorial Hall Gym (3,000)

HEAD COACH:..... Greg Jackson
RECORD AT SCHOOL (YEARS):..... 140-136 (9)
CAREER RECORD (YEARS):..... 303-213 (18)

2008-09 RECORD:..... 8-24
CONFERENCE RECORD (FINISH):..... 6-10 (T8th, Mid-Eastern Athletic)

POST-SEASON:..... None

STARTERS RETURNING:..... 4
TOP RETURNNEES:

G Donald Johnson (12.3 ppg)
F Frisco Sandidge (10.4 ppg)
G Marcus Neal (8.4 ppg)

BASKETBALL SID:..... Paul Dodson
OFFICE PHONE:..... 302-857-7563
EMAIL:..... pdodson@desu.edu



EAST TENNESSEE ST.

Nov. 27 Fayetteville 7 p.m.

LOCATION:..... Johnson City, Tenn.
ENROLLMENT:..... 13,500
NICKNAME:..... Buccaneers
COLORS:..... Navy Blue and Old Gold
ARENA (CAPACITY):..... Memorial Center (6,500)

HEAD COACH:..... Murry Bartow
RECORD AT SCHOOL (YEARS):..... 118-72 (6)
CAREER RECORD (YEARS):..... 221-155 (12)

2008-09 RECORD:..... 23-11
CONFERENCE RECORD (FINISH):..... 14-6 (T2nd, Atlantic Sun)

POST-SEASON:..... NCAA First Round (0-1)

STARTERS RETURNING:..... 2
TOP RETURNNEES:

G Mike Smith (15.3 ppg)
F Isiah Brown (4.7 ppg)

BASKETBALL SID:..... Michael White
OFFICE PHONE:..... 423-439-4220
EMAIL:..... whitem@etsu.edu



FLORIDA

Jan. 21 Fayetteville 8 p.m.

LOCATION:..... Gainesville, Fla.
ENROLLMENT:..... 51,520
NICKNAME:..... Gators
COLORS:..... Orange and Blue
ARENA (CAPACITY):..... Stephen C. O'Connell Center (12,000)

HEAD COACH:..... Billy Donovan
RECORD AT SCHOOL (YEARS):..... 310-126 (13)
CAREER RECORD (YEARS):..... 345-146 (15)

2008-09 RECORD:..... 25-11
CONFERENCE RECORD (FINISH):..... 9-7 (3rd, SEC East)

POST-SEASON:..... NIT Quarterfinals (2-1)

STARTERS RETURNING:..... 3
TOP RETURNNEES:

F Alex Tyus (12.5 ppg)
G Erving Walker (10.1 ppg)

BASKETBALL SID:..... Fred Demarest
OFFICE PHONE:..... 352-375-4683, x6100
EMAIL:..... fredd@gators.uua.ufl.edu



GEORGIA

Feb. 3 Athens, Ga. 6 p.m.

LOCATION:..... Athens, Ga.
ENROLLMENT:..... 33,900
NICKNAME:..... Bulldogs
COLORS:..... Red and Black
ARENA (CAPACITY):..... Stegeman Coliseum (10,523)

HEAD COACH:..... Mark Fox
RECORD AT SCHOOL (YEARS):..... First
CAREER RECORD (YEARS):..... 123-43 (5)

2008-09 RECORD:..... 12-20
CONFERENCE RECORD (FINISH):..... 3-13 (6th, SEC East)

POST-SEASON:..... None

STARTERS RETURNING:..... 3
TOP RETURNNEES:

F Trey Thompkins (12.6 ppg)
G Dustin Ware (7.2 ppg)

BASKETBALL SID:..... Tim Hix
OFFICE PHONE:..... 706-542-1621
EMAIL:..... thix@sports.uga.edu



KENTUCKY

Jan. 23 Lexington, Ky. 3 p.m.

LOCATION:..... Lexington, Ky.
ENROLLMENT:..... 27,000
NICKNAME:..... Wildcats
COLORS:..... Blue and White
ARENA (CAPACITY):..... Rupp Arena (23,000)

HEAD COACH:..... John Calipari
RECORD AT SCHOOL (YEARS):..... First
CAREER RECORD (YEARS):..... 445-140 (17)

2008-09 RECORD:..... 22-14
CONFERENCE RECORD (FINISH):..... 8-8 (T4th, SEC East)

POST-SEASON:..... NIT Quarterfinals (2-1)

STARTERS RETURNING:..... 3
TOP RETURNNEES:

F Patrick Patterson (17.9 ppg)
F Perry Stevenson (7.8 ppg)

BASKETBALL SID:..... DeWayne Peevy
John Hayden
OFFICE PHONE:..... 859-257-3838
EMAIL:..... dewayne.peevy@uky.edu
jhayd2@uky.edu



Michael Sanchez was thrust into the lineup as a redshirt freshman and should only get better as he refines his game.



LOUISIANA ST.

Feb. 10 Fayetteville 7 p.m.
Feb. 24 Baton Rouge, La. 7 p.m.

LOCATION:.....Baton Rouge, La.
ENROLLMENT:.....29,815
NICKNAME:.....Tigers
COLORS:.....Purple and Gold
ARENA (CAPACITY):.....Pete Maravich Assembly Center (13,215)

HEAD COACH:.....Trent Johnson
RECORD AT SCHOOL (YEARS):.....27-8 (1)
CAREER RECORD (YEARS):.....186-129 (10)

2008-09 RECORD:.....27-8
CONFERENCE RECORD (FINISH):.....13-3
(1st, SEC West)

POST-SEASON:.....NCAA Second Round (1-1)

STARTERS RETURNING:.....2
TOP RETURNÉES:
F Tasmin Mitchell (16.3 ppg)
G Bo Spencer (11.4 ppg)

BASKETBALL SID:.....Kent Lowe
OFFICE PHONE:.....225-578-8226
EMAIL:.....clowe@lsu.edu



LOUISVILLE

Nov. 17 St. Louis, Mo. 6:30 p.m.

LOCATION:.....Louisville, Ky.
ENROLLMENT:.....22,000
NICKNAME:.....Cardinals
COLORS:.....Red and Black
ARENA (CAPACITY):.....Freedom Hall (18,865)

HEAD COACH:.....Rick Pitino
RECORD AT SCHOOL (YEARS):.....200-73 (7)
CAREER RECORD (YEARS):.....552-197 (22)

2008-09 RECORD:.....31-6
CONFERENCE RECORD (FINISH):.....16-2
(1st, BIG EAST)

POST-SEASON:.....NCAA Elite Eight (3-1)

STARTERS RETURNING:.....2
TOP RETURNÉES:
F Samardo Samuels (11.8 ppg)
G Jerry Smith (7.8 ppg)

BASKETBALL SID:.....Kenny Klein
OFFICE PHONE:.....502-852-6581
EMAIL:.....kenny.klein@louisville.edu



MISSISSIPPI (OLE MISS)

Jan. 30 Oxford, Miss. 3 p.m.
March 6 Fayetteville 3 p.m.

LOCATION:.....Oxford, Miss.
ENROLLMENT:.....17,601
NICKNAME:.....Rebels
COLORS:.....Cardinal Red and Navy Blue
ARENA (CAPACITY):.....C.M. "Tad" Smith Coliseum (9,061)

HEAD COACH:.....Andy Kennedy
RECORD AT SCHOOL (YEARS):.....61-39 (3)
CAREER RECORD (YEARS):.....82-52 (4)

2008-09 RECORD:.....16-15
CONFERENCE RECORD (FINISH):.....7-9
(T4th, SEC West)

POST-SEASON:.....None

STARTERS RETURNING:.....5
TOP RETURNÉES:
G Chris Warren (19.6 ppg)
G Terrico White (13.7 ppg)
G Zach Graham (8.5 ppg)

BASKETBALL SID:.....Joey Jones
OFFICE PHONE:.....662-915-7526
EMAIL:.....joeyj@olemiss.edu



MISSISSIPPI ST.

Jan. 14 Starkville, Miss. 6 p.m.
Jan. 28 Fayetteville 6 p.m.

LOCATION:.....Starkville, Miss.
ENROLLMENT:.....17,039
NICKNAME:.....Bulldogs
COLORS:.....Maroon and White
ARENA (CAPACITY):.....Humphrey Coliseum (10,500)

HEAD COACH:.....Rick Stansbury
RECORD AT SCHOOL (YEARS):.....230-128 (11)
CAREER RECORD (YEARS):.....Same

2008-09 RECORD:.....23-13
CONFERENCE RECORD (FINISH):.....9-7
(3rd, SEC West)

POST-SEASON:.....NCAA First Round (0-1)

STARTERS RETURNING:.....5
TOP RETURNÉES:
F/C Jarvis Varnado (12.9 ppg)
G Barry Stewart (12.4 ppg)
G/F Ravern Johnson (12.1 ppg)
G Dee Best (10.9 ppg)

BASKETBALL SID:.....Gregg Ellis
OFFICE PHONE:.....662-325-3595
EMAIL:.....gellis@athletics.msstate.edu



Senior Stefan Welsh will be counted on to provide valuable team leadership this season.

MISSISSIPPI VALLEY ST.

Dec. 5 Fayetteville 2 p.m.

LOCATION:.....Itta Bena, Miss.
ENROLLMENT:.....3,767
NICKNAME:.....Delta Devils
COLORS:.....Forest Green and White
ARENA (CAPACITY):.....R.W. Harrison Complex (4,500)

HEAD COACH:.....Sean Woods
RECORD AT SCHOOL (YEARS):.....7-25 (1)
CAREER RECORD (YEARS):.....Same

2008-09 RECORD:.....7-25
CONFERENCE RECORD (FINISH):.....7-11
(T6th, Southwestern Athletic Conference)

POST-SEASON:.....None

STARTERS RETURNING:.....3
TOP RETURNÉES:
G/F Shannon Behling (10.4 ppg)
G Julius Cheeks (9.6)

BASKETBALL SID:.....William Bright
OFFICE PHONE:.....662-254-3011
EMAIL:.....sportsinfo@mvsu.edu



MISSOURI ST.

Dec. 22 Fayetteville 7 p.m.

LOCATION:.....Springfield, Mo.
ENROLLMENT:.....21,688
NICKNAME:.....Bears
COLORS:.....Maroon and White
ARENA (CAPACITY):.....JQH Arena (11,000)

HEAD COACH:.....Cuonzo Martin
RECORD AT SCHOOL (YEARS):.....11-20 (1)
CAREER RECORD (YEARS):.....Same

2008-09 RECORD:.....11-20
CONFERENCE RECORD (FINISH):.....3-15
(10th, Missouri Valley)

POST-SEASON:.....None

STARTERS RETURNING:.....3
TOP RETURNÉES:
F Kyle Weems (10.2 ppg)
G Cardell McFarland (6.9 ppg)

BASKETBALL SID:.....Rick Kindhart
OFFICE PHONE:.....417-836-5402
EMAIL:.....rkindhart@missouristate.edu



MORGAN ST.

Nov. 24 Fayetteville 7 p.m.

LOCATION:..... Baltimore, Md.
ENROLLMENT:..... 7,500
NICKNAME:..... Bears
COLORS:..... Orange and Blue
ARENA (CAPACITY):..... Hill Field House (4,500)

HEAD COACH:..... Todd Bozeman
RECORD AT SCHOOL (YEARS):..... 68-41 (3)
CAREER RECORD (YEARS):..... 121-76 (7)

2008-09 RECORD:..... 23-12
CONFERENCE RECORD (FINISH):..... 13-3
(1st, Mid-Eastern Athletic)

POST-SEASON:..... NCAA First Round (0-1)

STARTERS RETURNING:..... 2
TOP RETURNNEES:

G Reggie Holmes (16.8 ppg)
F Kevin Thompson (8.9 ppg)

BASKETBALL SID:..... Kevin Paige
OFFICE PHONE:..... 443-885-3009
EMAIL:..... ravenspr25@aol.com



STEPHEN F. AUSTIN ST.

Dec. 19 Fayetteville 7 p.m.

LOCATION:..... Nacogdoches, Texas
ENROLLMENT:..... 11,704
NICKNAME:..... Lumberjacks
COLORS:..... Purple and White with Red trim
ARENA (CAPACITY):..... William R. Johnson Coliseum (7,200)

HEAD COACH:..... Danny Kaspar
RECORD AT SCHOOL (YEARS):..... 158-104 (9)
CAREER RECORD (YEARS):..... 377-156 (18)

2008-09 RECORD:..... 24-8
CONFERENCE RECORD (FINISH):..... 13-3
(1st, Southland)

POST-SEASON:..... NCAA First Round (0-1)

STARTERS RETURNING:..... 2
TOP RETURNNEES:

G Eddie Williams (7.4 ppg)
G Walt Harris (3.9 ppg)

BASKETBALL SID:..... Brian Ross
OFFICE PHONE:..... 936-468-5800
EMAIL:..... rossbrian@sfasu.edu



OKLAHOMA

Dec. 2 Norman, Okla. 7 p.m.

LOCATION:..... Norman, Okla.
ENROLLMENT:..... 30,092
NICKNAME:..... Sooners
COLORS:..... Crimson and Cream
ARENA (CAPACITY):..... Lloyd Noble Center (12,000)

HEAD COACH:..... Jeff Capel
RECORD AT SCHOOL (YEARS):..... 69-33 (3)
CAREER RECORD (YEARS):..... 148-74 (7)

2008-09 RECORD:..... 30-6
CONFERENCE RECORD (FINISH):..... 13-3
(2nd, Big 12)

POST-SEASON:..... NCAA Elite Eight (3-1)

STARTERS RETURNING:..... 2
TOP RETURNNEES:

G Willie Warren (14.6 ppg)
G Tony Crocker (9.6 ppg)

BASKETBALL SID:..... Mike Houck
OFFICE PHONE:..... 405-325-7623
EMAIL:..... mhouck@ou.edu



TENNESSEE

March 3 Knoxville, Tenn. 6 p.m.

LOCATION:..... Knoxville, Tenn.
ENROLLMENT:..... 26,400
NICKNAME:..... Volunteers
COLORS:..... Orange and White
ARENA (CAPACITY):..... Thompson-Boling Arena (21,678)

HEAD COACH:..... Bruce Pearl
RECORD AT SCHOOL (YEARS):..... 98-37 (4)
CAREER RECORD (YEARS):..... 415-121 (17)

2008-09 RECORD:..... 21-13
CONFERENCE RECORD (FINISH):..... 10-6
(T1st, SEC East)

POST-SEASON:..... NCAA First Round (0-1)

STARTERS RETURNING:..... 5
TOP RETURNNEES:

F Tyler Smith (17.4 ppg)
F Wayne Chism (13.7 ppg)
G J.P. Prince (9.9 ppg)

BASKETBALL SID:..... Tom Satkowiak
OFFICE PHONE:..... 865-974-7501
EMAIL:..... tsatkowi@tennessee.edu



SOUTH ALABAMA

Nov. 29 Fayetteville 2 p.m.

LOCATION:..... Mobile, Ala.
ENROLLMENT:..... 14,757
NICKNAME:..... Jaguars
COLORS:..... Blue, Red and White
ARENA (CAPACITY):..... Mitchell Center (10,000)

HEAD COACH:..... Ronnie Arrow
RECORD AT SCHOOL (YEARS):..... 160-113 (9)
CAREER RECORD (YEARS):..... 294-204 (18)

2008-09 RECORD:..... 20-13
CONFERENCE RECORD (FINISH):..... 10-8
(T3rd, Sun Belt East)

POST-SEASON:..... None

STARTERS RETURNING:..... 1
TOP RETURNNEES:

G LaShun Watson (7.0 ppg)

BASKETBALL SID:..... Matt Horne
OFFICE PHONE:..... 251-414-8184
EMAIL:..... mhorne@usouthal.edu



TEXAS

Jan. 5 Fayetteville 6 p.m.

LOCATION:..... Austin, Texas
ENROLLMENT:..... 49,738
NICKNAME:..... Longhorns
COLORS:..... Burnt Orange and White
ARENA (CAPACITY):..... Frank Erwin Center (16,755)

HEAD COACH:..... Rick Barnes
RECORD AT SCHOOL (YEARS):..... 270-105 (11)
CAREER RECORD (YEARS):..... 472-239 (22)

2008-09 RECORD:..... 23-12
CONFERENCE RECORD (FINISH):..... 9-7
(T4th, Big 12)

POST-SEASON:..... NCAA Second Round (1-1)

STARTERS RETURNING:..... 3
TOP RETURNNEES:

G/F Damion James (15.4 ppg)
C Dexter Pittman (10.1 ppg)
G Justin Mason (6.1 ppg)

BASKETBALL SID:..... Scott McConnell
OFFICE PHONE:..... 512-471-1345
EMAIL:..... scott.mcconnell@athletics.utexas.edu



SOUTH CAROLINA

Feb. 17 Fayetteville 8 p.m.

LOCATION:..... Columbia, S.C.
ENROLLMENT:..... 25,077
NICKNAME:..... Gamecocks
COLORS:..... Garnet and Black
ARENA (CAPACITY):..... Colonial Life Arena (18,000)

HEAD COACH:..... Darrin Horn
RECORD AT SCHOOL (YEARS):..... 21-10 (1)
CAREER RECORD (YEARS):..... 132-58 (6)

2008-09 RECORD:..... 21-10
CONFERENCE RECORD (FINISH):..... 10-6
(T1st, SEC East)

POST-SEASON:..... NIT First Round (0-1)

STARTERS RETURNING:..... 4
TOP RETURNNEES:

G Devan Downey (19.8 ppg)
F Dominique Archie (10.9 ppg)
F/C Mike Holmes (10.8 ppg)

BASKETBALL SID:..... Emily Feeney
OFFICE PHONE:..... 803-777-7743
EMAIL:..... efeeney@mailbox.sc.edu



VANDERBILT

Feb. 27 Fayetteville 12:30 p.m.

LOCATION:..... Nashville, Tenn.
ENROLLMENT:..... 6,378
NICKNAME:..... Commodores
COLORS:..... Black and Gold
ARENA (CAPACITY):..... Memorial Gym (14,316)

HEAD COACH:..... Kevin Stallings
RECORD AT SCHOOL (YEARS):..... 189-128 (10)
CAREER RECORD (YEARS):..... 312-191 (16)

2008-09 RECORD:..... 19-12
CONFERENCE RECORD (FINISH):..... 8-8
(T4th, SEC East)

POST-SEASON:..... None

STARTERS RETURNING:..... 5
TOP RETURNNEES:

C A.J. Ogilvy (15.4 ppg)
G Jermaine Beal (12.5 ppg)
G Jeffery Taylor (12.2 ppg)

BASKETBALL SID:..... Andy Boggs
OFFICE PHONE:..... 615-322-4121
EMAIL:..... andy.boggs@vanderbilt.edu



The Southeastern Conference



Commissioner
Mike Slive



Director of Media
Relations
Craig Pinkerton
(basketball contact)



SEC Members

University of Alabama
University of Arkansas
Auburn University
University of Florida
University of Georgia
University of Kentucky
Louisiana State University
University of Mississippi
Mississippi State University
University of South Carolina
University of Tennessee
Vanderbilt University

SEC Office

2201 Richard Arrington Blvd. North
Birmingham, AL 35203

Switchboard: 205-458-3000

Media Relations: 205-458-3010

Men's Basketball Contact: Craig Pinkerton

Fax: 205-458-3030

Web site: www.secsports.com

2010 SEC Tournament

March 11-14
The Sommet Center – Nashville, Tenn.

Future SEC Tournament Sites

2011 – March 10-13

Georgia Dome, Atlanta, Ga.

2012 – March 8-11

New Orleans Arena, New Orleans, La.

2013 – March 14-17,

The Sommet Center, Nashville, Tenn.

POLL WORTHY

The SEC is the one of just two conferences in the country to have all of its members ranked at least one week in the Associated Press top 25 (excluding pre-season polls) since 1999-2000. Simply stated, every SEC team has been a top 25 team nationally at one point in the last nine seasons.

Arkansas was one of five league schools to earn a national ranking during the 2007-08 season.

EVERYBODY DANCE

Every team in the SEC has made at least one NCAA Tournament appearance in the last decade.

Arkansas has earned an NCAA Tournament bid in three of the last four seasons.

RECORD ATTENDANCE

The SEC posted the largest attendance season in league history, totaling 2,638,852 fans for games featuring SEC teams in 2008-09. It marked the third consecutive year more than 2.5 million fans witnessed SEC basketball. Arkansas was No. 11 in national attendance average, the 16th straight season the Razorbacks have ranked among the top 15.

SEC AMONG FINAL FOUR LEADERS

In the last 17 NCAA tournaments (1993-2009), the SEC's 12 Final Four appearances are the second-most of any conference. The SEC has had a total of five different teams make the Final Four to trail only the Big Ten with seven appearances. Arkansas is one of the five SEC programs to reach the national semifinals over that span.

NATIONAL TITLES

Throughout its history, the Southeastern Conference has captured 10 NCAA championships and four NIT titles.

SEC ACADEMIC CONSORTIUM

The SEC's Academic Consortium is housed on Arkansas' campus. It was established in April 2008 to share resources and coordinate efforts by the 12 league universities to bolster teaching, research, public service and other educational activities.

HISTORY OF THE SEC

SEC schools began athletic competition with one another more than 100 years ago as members of the Southern Intercollegiate Athletic Association. Seven institutions (Alabama, Auburn, Georgia, Georgia Tech, North Carolina, Sewanee and Vanderbilt) attended the SIAA organizational meeting of faculty representatives in Atlanta on Dec. 22, 1894.

The SIAA expanded to 19 institutions in 1895 with Central, Clemson, Cumberland, Kentucky, LSU, Mercer Mississippi State, Nashville, Southwestern Presbyterian, Tennessee, Texas and Tulane joining the fold, and by 1920 there were 30 members.

The larger schools reorganized as the Southern Conference at a meeting in Gainesville Dec. 12-13, 1920, including Alabama, Auburn, Clemson, Georgia, Georgia Tech, Kentucky, Maryland, MSU, UNC, North Carolina State, Tennessee, Virginia, Virginia Tech and Washington & Lee. In 1922, Florida, LSU, Mississippi, South Carolina, Tulane, Vanderbilt, Virginia and VMI joined while Sewanee and Duke became members in 1923 and 1928, respectively. The 13 members west and south of the Appalachian Mountains reorganized (UA, AU, UF, UG, GTU, UK, LSU, UM, MSU, Sewanee, UT, Tulane and VU) as the SEC at the Southern Conference meetings of Dec. 8-9, 1932, in Knoxville while the 10 coast members remained in the SC. Sewanee withdrew on Dec. 13, 1940, Georgia Tech on June 1, 1964, and Tulane on June 1, 1966. The league maintained that membership until Arkansas joined on Aug. 1, 1990, and South Carolina on Sept. 25, 1990.

2010 NCAA Tournament

Selection Show: March 14

First & Second Rounds:

March 18 & 20

New Orleans Arena – New Orleans, La.

Dunkin Donuts Center – Providence, R.I.

HP Pavilion – San Jose, Calif.

Spokane Memorial Arena – Spokane, Wash.

March 19 & 21

HSBC Arena – Buffalo, N.Y.

Jville Veterans Memorial – Jacksonville, Fla.

Bradley Center – Milwaukee, Wisc.

Ford Center – Oklahoma City, Okla.

Future NCAA Final Four Dates & Sites

2011 April 2 & 4

Reliant Stadium – Houston, Texas

2012 March 31 & April 2

Louisiana Superdome – New Orleans, La.

2013 April 6 & 8

Georgia Dome – Atlanta, Ga.

Regionals:

March 25 & 27

Carrier Dome – Syracuse, N.Y.

Energy Solutions Arena – Salt Lake City, Utah

March 26 & 28

Edward Jones Dome – St. Louis, Mo.

Reliant Stadium – Houston, Texas

Final Four:

April 3 & 5

Lucas Oil Stadium – Indianapolis, Ind.



Arkansas' All-Time SEC Leaders

(Arkansas joined the league in 1991-92; was a member of the Southwest Conference from 1924-91)

Arkansas' SEC Championships

2000	Tournament
1995	Western Division
1994	Overall, Western Division
1993	Western Division
1992	Overall, Western Division

Arkansas' Individual SEC Leaders

Rebounding – Michael Washington, 2009 (9.8); Derek Hood, 1999 (8.0); Nick Davis, 1998 (9.8); Derek Hood, 1997 (8.0)
Field Goal Percentage – Derek Hood, 1999 (.565, 173-306)
Three-Point Field Goal Percentage – Scotty Thurman, 1995 (.427, 102-239)
Three-Point Field Goals Per Game – Jannero Pargo, 2002 (3.28); Pat Bradley, 1999 (2.7); Pat Bradley, 1998 (2.8); Pat Bradley, 1997 (3.1)
Assists – Kareem Reid, 1997 (5.7)
Assist-to-Turnover Ratio – Blake Eddins, 2003 (5.0)
Steals – Ronnie Brewer, 2006 (2.6); Robert Shepherd, 1993 (2.8)

Arkansas' SEC Team Leaders

Scoring Offense – 1998 (82.3), 1995 (87.6), 1994 (93.4), 1992 (89.8)
Scoring Margin – 1994 (+17.9), 1992 (+12.9)
Field Goal Percentage Defense – 2001 (.404, 712-1763)
Field Goal Percentage Differential – 1994 (+8.6, .488/.402)
Three-Point Field Goal Percentage – 1995 (.394, 361-917)
Three-Point Field Goals Per Game – 2001 (8.8), 2000 (8.6), 1997 (8.6), 1995 (9.3)
Three-Point Field Goal Defense – 2005 (.309, 162-524), 1994 (.296, 217-732)
Free-Throw Percentage – 1992 (.741, 604-815)
Turnover Margin – 2002 (+5.41), 2001 (+7.0), 2000 (+6.7), 1998 (+5.8), 1994 (+5.4), 1993 (+7.4)
Rebounding – 1994 (41.6), 2003 (38.0)
Offensive Rebounds – 2003 (14.54)
Steals – 2002 (10.55), 2001 (11.8), 2000 (11.2), 1998 (10.8), 1995 (11.4), 1993 (11.4), 1992 (10.5)
Blocked Shots – 2005 (5.20)

Arkansas' SEC Records

Individual Game:
Three-Point Field Goals Made – 12, Al Dillard vs. Delaware St. (12/11/93) (22 attempts)
Three-Point Field Goal Attempts – 22, Pat Bradley vs. North Texas (12/30/98) (made 10); Al Dillard vs. Delaware St. (12/11/93) (made 12)
Season:
Steals – 102, Clint McDaniel (1995)
Career:
Consecutive Games with at Least One Three-Point Field Goal Made – 60, Pat Bradley (1996-98)

Team Game:

Assists – 40 vs. Troy St. (12/10/96)
Free Throws Made – 48 vs. Ole Miss (1/17/04) (53 attempts)
Blocked Shots – 18 vs. Missouri (12/5/95)
Three-Point Field Goals – 21 vs. Troy State (12/10/96) (37 attempts)
Three-Point Field Goal Attempts – 54 vs. North Texas (12/30/99) (19 made)

Team Season:

Points Scored – 3,416 (1995)
Three-Point Goals Made – 361 (1995) (917 attempts) (NCAA record)
Three-Point Field Goal Attempts – 917 (1995) (361 made)



Ronnie Brewer led the SEC in steals in 2006 with 2.6. In SEC play only, he was the league's top scorer with 18.8 points.



Nick Davis led the SEC in rebounding in 1998 with 9.8 boards per game, one of three times a Razorback has led the league.



Michael Washington led the league in rebounding as a junior in 2009 (9.8).

The Southeastern Conference Tournament

Arkansas in the SEC Tournament

- | | |
|--|--|
| 1992 (Birmingham, Ala.)
Arkansas 73, Georgia 60
Alabama 90, Arkansas 89
(semifinals) | 2001 (Nashville, Tenn.)
Arkansas 77, LSU 72
Kentucky 87, Arkansas 78
(semifinals) |
| 1993 (Lexington, Ky.)
Arkansas 65, Georgia 60
Kentucky 92, Arkansas 82
(semifinals) | 2002 (Atlanta, Ga.)
Tennessee 68, Arkansas 61
(first round) |
| 1994 (Memphis, Tenn.)
Arkansas 95, Georgia 83
Kentucky 90, Arkansas 78
(semifinals) | 2003 (New Orleans, La.)
LSU 85, Arkansas 56
(first round) |
| 1995 (Atlanta, Ga.)
Arkansas 73, Vanderbilt 72
Arkansas 69, Alabama 58
Kentucky 95, Arkansas 94 (OT)
(finals) | 2004 (Atlanta, Ga.)
South Carolina 91, Arkansas 81
(first round) |
| 1996 (New Orleans, La.)
Arkansas 80, South Carolina 58
Kentucky 95, Arkansas 75
(semifinals) | 2005 (Atlanta, Ga.)
Tennessee 65, Arkansas 46
(first round) |
| 1997 (Memphis, Tenn.)
Georgia 65, Arkansas 63
(quarterfinals) | 2006 (Atlanta, Ga.)
Arkansas 80, Georgia 67
Florida 74, Arkansas 71
(quarterfinals) |
| 1998 (Atlanta, Ga.)
Arkansas 102, Tennessee 96
Kentucky 99, Arkansas 74
(semifinals) | 2007 (Atlanta, Ga.)
Arkansas 82, South Carolina 52
Arkansas 72, Vanderbilt 71
Arkansas 81, Mississippi St. 72
Florida 77, Arkansas 56
(finals) |
| 1999 (Atlanta, Ga.)
Arkansas 75, Florida 74
Arkansas 84, Miss. St. 79 (OT)
Kentucky 76, Arkansas 63
(finals) | 2008 (Atlanta, Ga.)
Arkansas 81, Vanderbilt 75
Arkansas 92, Tennessee 91
Georgia 66, Arkansas 57
(finals) |
| 2000 (Atlanta, Ga.)
Arkansas 71, Georgia 64
Arkansas 86, Kentucky 72
Arkansas 69, LSU 67
Arkansas 75, Auburn 67
(finals) | 2009 (Tampa, Fla.)
Florida 73, Arkansas 58 |

Arkansas' Record Against the Field in the SEC Tournament

Opponent	Record	Last Meeting
Alabama	1-1	1995, Arkansas W 69-58 (semifinals)
Auburn	1-0	2000, Arkansas W 75-67 (finals)
Florida	1-3	2007, Florida L 73-58 (1st)
Georgia	5-2	2008, Georgia W 66-57 (finals)
Kentucky	1-7	2001, Kentucky W 87-78 (semifinals)
LSU	2-1	2003, LSU W 85-56 (1st)
Ole Miss	0-0	NA
Mississippi St.	2-0	2007, Arkansas W 81-72 (semifinals)
South Carolina	2-1	2007, Arkansas W 82-52 (1st)
Tennessee	2-2	2008, Arkansas W 92-91 (semifinals)
Vanderbilt	3-0	2008, Arkansas W 81-75 (quarters)

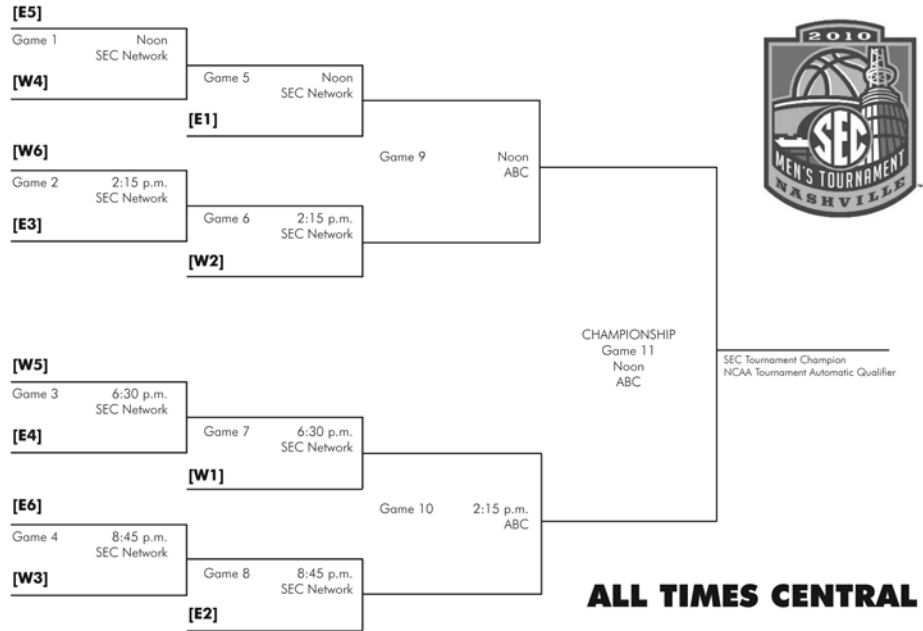
Arkansas' Record By Round

	Record	Appearances
First Round:	3-5	7 (2000, 2002-07, 2009)
Quarterfinals:	11-2	12 (1992-2001, 2006-07-08)
Semifinals:	5-6	10 (1992-96, 1998-2001, '07-08)
Finals:	1-4	4 (1995, '99, 2000, '07-08)

2010 SEC MEN'S BASKETBALL TOURNAMENT

March 11-14 • Sommet Center • Nashville, Tenn.

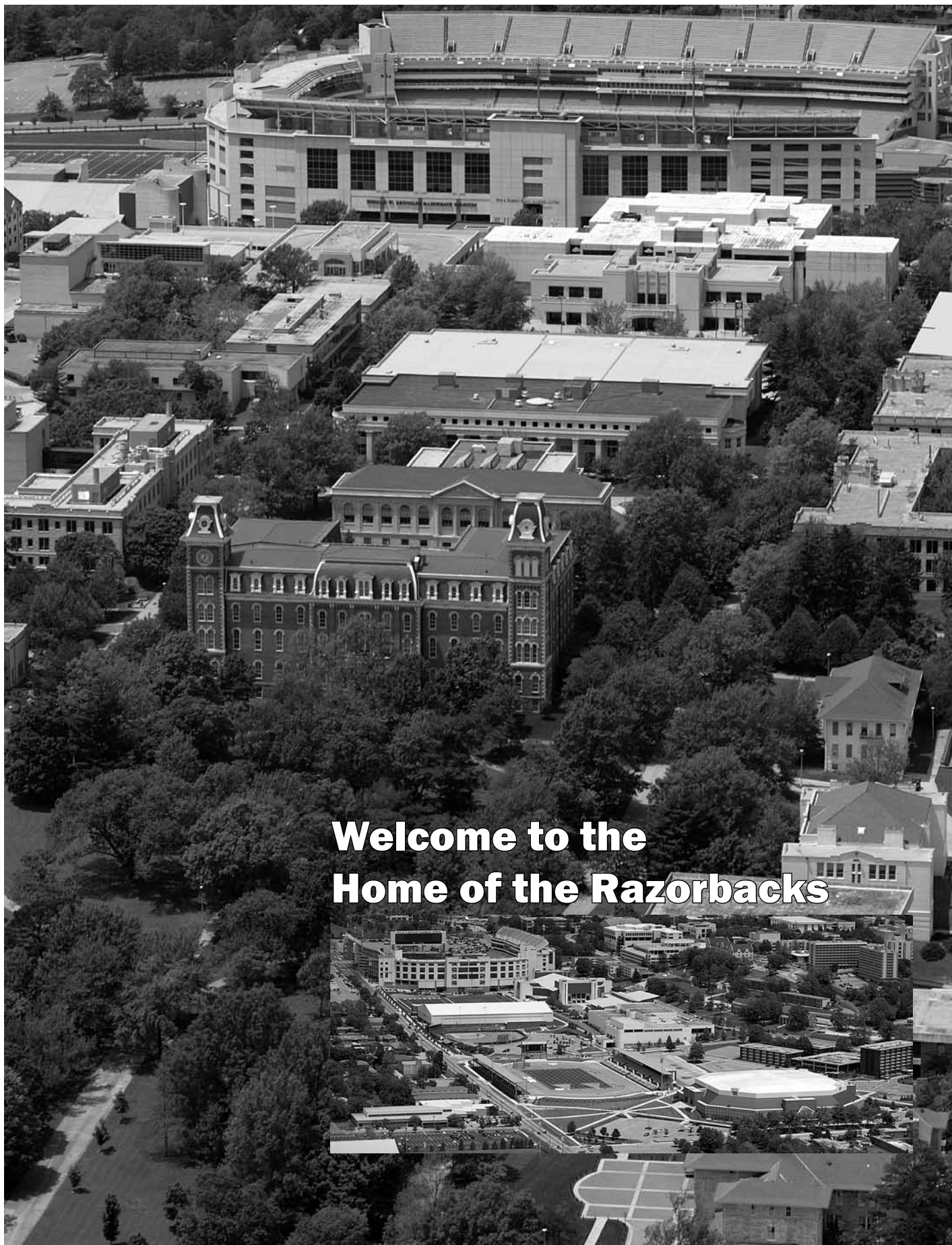
Thursday, March 11 Friday, March 12 Saturday, March 13 Sunday, March 14



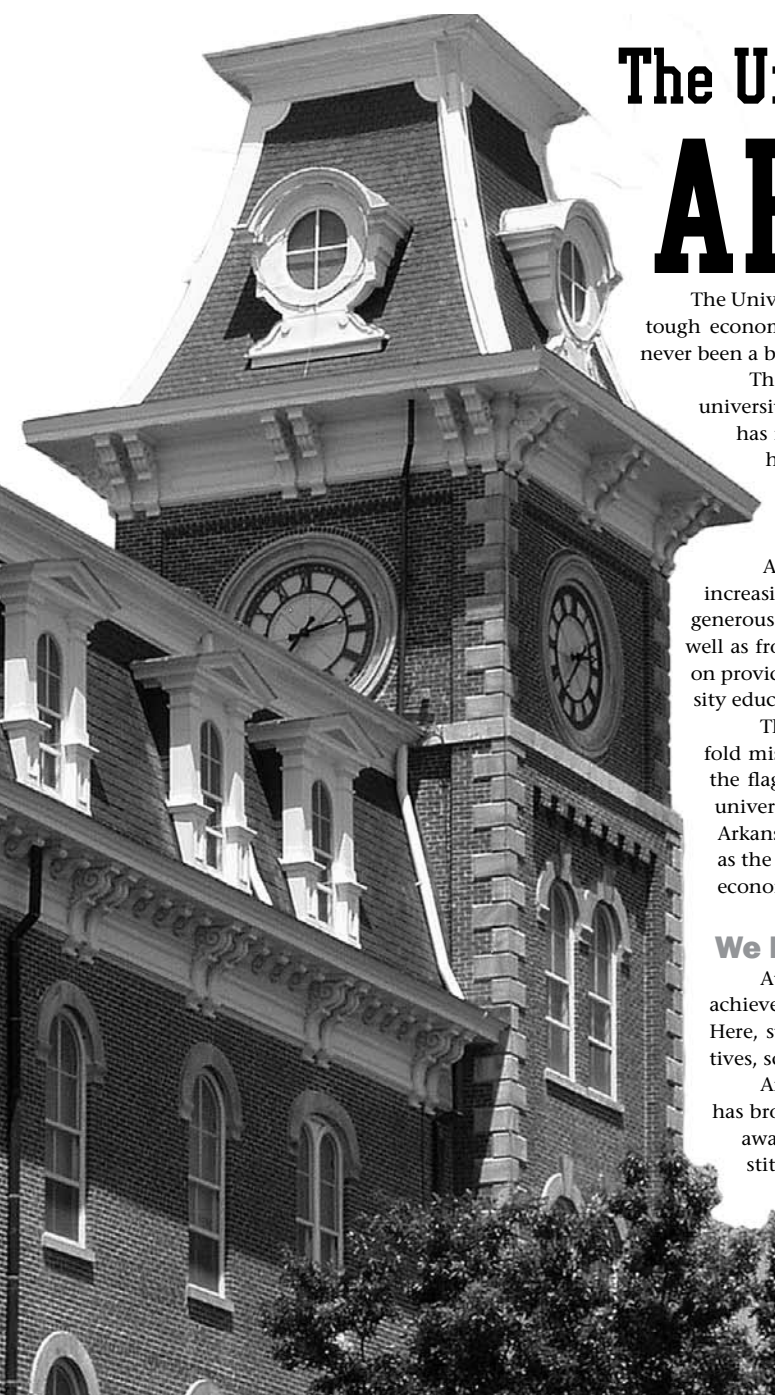
The Sommet Center in Nashville, Tenn. will host the 2010 and 2013 SEC Basketball Tournaments.

SEC Tournament Records

Team	Years	Won	Lost	Pct.	Titles	Team	Years	Won	Lost	Pct.	Titles
Kentucky	46	111	22	.835	25	Georgia	48	37	47	.440	2
Alabama	48	57	43	.570	6	Florida	43	32	41	.438	3
Tennessee	48	57	45	.559	4	Vanderbilt	47	29	47	.382	1
Arkansas	17	20	17	.541	1	Auburn	46	27	46	.370	1
South Carolina	17	16	18	.471	0	Mississippi St.	48	25	46	.352	3
LSU	49	43	49	.467	1	Ole Miss	46	23	46	.333	1



**Welcome to the
Home of the Razorbacks**



The University of **ARKANSAS**

The University of Arkansas is one of America's leading land-grant universities, and despite tough economic times nationwide Chancellor G. David Gearhart is optimistic: "There has never been a better time to be a student at the University of Arkansas."

The students and faculty have never been more academically accomplished, the university's facilities have never been more sophisticated, the research done on campus has never been more innovative. The more than 19,000 students have satisfied the highest academic standards in the university's history, while also being the most diverse student body ever on campus.

The 2009-10 academic year will be very challenging for everyone in higher education, especially students and their families, but the University of Arkansas is in a strong position to meet those challenges. The University avoided increasing student tuition for the first time in 24 years, thanks to careful budgeting and generous financial support from the state of Arkansas, alumni and university donors, as well as from the Department of Athletics. Chancellor Gearhart has also placed a priority on providing more scholarship support for students who are struggling to afford a university education.

The University of Arkansas, as a land-grant university, strives to fulfill a three-fold mission of teaching, research and service. The Fayetteville campus also serves as the flagship institution of the University of Arkansas system, which includes branch universities and the University of Arkansas for Medical Sciences. The University of Arkansas, as lead campus, serves as the state's major center of professional education, as the state's main source of theoretical and applied research and as a major engine for economic growth.

We Prepare Students to Succeed

At the University of Arkansas, we strive for excellence in everything we do, and we achieve it with nationally ranked academic programs as well as with our athletic teams. Here, successful students will join with other graduates to succeed as business executives, scientists, engineers, teachers, writers and Olympians.

Arkansas' true success is measured by its students. In the past 10 years, Arkansas has brought home more than its share of the nation's most prestigious undergraduate awards. In 2001-2002 the University of Arkansas was the only public or private institution in the country to have Rhodes, Marshall, Goldwater, Udall, NSF and James Madison recipients in the same academic year. The university continues each year to add to the overall total of highly competitive post-graduate awards won by Arkansas students. Walk through campus on Senior Walk. It features the names of all our graduates -- more than 120,000 of them. You will immediately feel connected to the pride, quality and tradition that go with an Arkansas degree.

World-Class Faculty

At Arkansas, excellence begins in the classrooms and laboratories. Faculty members value research and the creation of knowledge, knowing that investigating the unknown translates into first-rate teaching. They publish nearly 100 books each year, participate in conferences around the world, file patents for their innovative projects and win prestigious honors and awards.

World-Class Facilities

Over \$700 million in construction projects were completed on campus in the past decade, are now under construction or are in the planning stages. These include plans to upgrade or renovate several of our historic buildings. The university is also engaged in an ambitious program to improve the energy efficiency of 35 of our buildings, in an on-going effort to create a sustainable campus.

Old Main

One of the original buildings of Arkansas' campus, Old Main symbolizes the strong connection to the past and the focus upon the future which come together in the present at the University of Arkansas. Completed in 1876, Old Main stood the test of time until the mid-1980s when age and modern building codes threatened to send it to the wrecking ball as it did its sister building at the University of Illinois. A major fund-raising campaign by alumni totally renovated Old Main. Reopening in 1992, the building maintains the feel of a Victorian-era building with high ceilings and elaborate wooden trim. Just below the surface of the period hardwood floors, Old Main is hard-wired to the internet and built to last well into its second century.

Even with renovation, Old Main remained unfinished until 2006. One of the gifts during the Campaign for the Twenty-First Century specified the installation of a clock, originally planned for the blank faces of the south tower.

As mentioned, Old Main was built from shared plans with its counterpart on the Illinois campus, with one important difference. The north tower of Arkansas' Old Main is taller than the south tower. Legend says this was symbolic of the Civil War as the lead engineer was a northern veteran.



The link to the past...



...that lives on today

Senior Walk

The University of Arkansas is proud to be the last university in the nation maintaining what once was a common tradition of etching its graduates' names into the campus sidewalks. The 100,000th graduate's name went down in cement during the 1990s. Senior Walk stretches over five miles of campus sidewalks. The story of Senior Walk is a perfect example of how the University of Arkansas brings its commitment to the past together with innovations for the future. When the costs involved in hand-etching names into concrete forced numerous other universities to give up, the University of Arkansas turned to its physical plant and engineering school grads to create a one-of-a-kind computerized sandblasting machine -- the SandHog. Each summer, the SandHog roars across the front lawn of Old Main, etching the names of graduates into sidewalks.

J. William Fulbright College of Arts and Sciences

The J. William Fulbright College of Arts and Sciences is named after former University President and U.S. Senator J. William Fulbright. The College, which includes the School of Social Work, offers degrees in the liberal arts, which span everything from ancient



Egyptian dynasties to the latest discoveries in nanotechnology. Fulbright College students uncovered the world's largest nautiloid fossil, an eight-foot specimen that lived 325 mil-

lion years ago and was found buried in a culvert near Fayetteville.

Our graduates are known throughout the world. We can thank alumnus Robert Maurer for the revolution in communications made possible by his invention of fiber optic cable. The College consists of 19 departments in the arts, sciences, humanities, and social sciences. Our flourishing honors program is built on the continuing success of our students. They regularly win competitive national awards, such as Marshall Scholarships, Barry Goldwater Scholarships, and NSF Fellowships. The College offers the premier Sturgis Fellowship for undergraduates.



World-Class Support

Investment in the future is critical, and the unprecedented Campaign for the Twenty-First Century that concluded in 2006 resulted in a billion dollar infusion of gifts to the University of Arkansas. The effort included the largest single gift to a U.S. public university in the history of American philanthropy: a \$300 million gift from the Walton Family Charitable Trust. Primary among the programs created by the Walton gift was the designation of \$200 million toward the establishment of the Honors College.

That kind of commitment from the state and the region is not uncommon. It was the effort of the city of Fayetteville and Washington County in submitting the highest bid to

the state in the 1870s that resulted in the University of Arkansas opening its doors here on Jan. 22, 1872.

Broad range of degrees

At Arkansas, students can major in one of over 120 undergraduate disciplines, many of which prepare them for entry into graduate studies ranging from law to medicine.

Nine Colleges and Schools: One University

The University has five colleges and four schools to provide a wide range of majors, from agricultural business to biological engineering, from architecture to nursing, from transportation and logistics to international relations, all taught by nationally acclaimed faculty.

A program in nanoscience that combines students and faculty in physics and engineering has made the university the leader in production of nanomaterials for universities across the country.

No matter what students choose to study the University of Arkansas has the programs, the faculty and the facilities to prepare them for the careers they want in the future.



Sam M. Walton College of Business

The Sam M. Walton College of Business is ranked among the top 25 public business schools in the United States. Named in honor of the world's most successful retailer and his family's generous 1998 gift of \$50 million, the Walton College is Arkansas' flagship business school. The college offers two bachelor's degrees in six disciplines: accounting, economics, finance, information systems, manage-



ment, and marketing and logistics, as well as five master's degrees, including the MBA, and two Ph.D. programs. In 2003, the Walton College introduced an innovative new business curriculum that integrates the business disciplines and better prepares its student for jobs. By connecting these disciplines, students see the big picture of a business. The college seeks to provide each student with experiences in and out of the classroom that simulate actual business so they are prepared for real-world and global opportunities. Established in 1926, the Walton College has been accredited by the AACSB International since 1931.



College of Engineering

You're competitive. You like a challenge. You like being part of a team. If this sounds like you, then check out the College of Engineering at the University of Arkansas.

Why choose engineering? It's a broad, flexible field full of diverse options. You can

choose to work in a corporation, pursue entrepreneurial research or apply your engineering background to a career in law, medicine or business. Whichever career path you choose, your engineering degree will prepare you to analyze situations and solve problems. You'll also be highly employable. According to the American Society for Engineering Education,



starting salaries for engineers' average around \$50,000.

Why choose the College of Engineering at the University of Arkansas? We're the only comprehensive engineering program in the state that offers undergraduate, graduate and doctoral degrees in seven different disciplines. We're also ABET-accredited, which means that your degree is recognized and respected by industry and academia.

Our low undergraduate student-to-faculty ratio (16 to 1) results in plenty of one-on-one coaching opportunities. Even as an undergrad, you'll work elbow to elbow with nationally and internationally recognized faculty and researchers.

Incoming freshmen benefit from the support of our Freshman Engineering Program. This program provides proactive support to students through orientation, peer mentoring, tutoring and supplemental instruction,



academic advising, basic career advising, and academic skills development.

The 2,300 students, 15,650 alumni and 200 faculty and staff members are passionately pursuing our goal of becoming and being perceived as one of the top-tier graduate and undergraduate engineering programs in the United States. We'd love for you to join our team.

Dale Bumpers College of Agricultural, Food and Life Sciences

If you are interested in plants, animals, business, the natural environment or the human environment — Bumpers College has a major for you. You'll be surprised at the diversity of our majors.



Bumpers College includes the School of Human Environmental Sciences, with popular majors such as Apparel

University of Arkansas Undergraduate Areas of Study

Dale Bumpers College of Agricultural, Food and Life Sciences

Agricultural Business
 Agricultural Education, Communications, & Technology
 Agricultural Communications (minor)
 Agricultural Education (minor)
 Agricultural Systems Technology Management (minor)
 Animal Science
 Apparel Studies
 Biological Engineering
 Crop Biotechnology (minor)
 Crop Management
 Entomology (minor)
 Environmental, Soil and Water Science
 Equine Science (minor)
 Food, Human Nutrition and Hospitality Food Science
 General Foods and Nutrition (minor)
 General Human Environmental Sciences

Global Agricultural, Food and Life Sciences (minor)
 Horticulture (minor)
 Horticulture, Landscape and Turf Sciences
 Human Development and Family Sciences (minor)
 Human Development, Family Sciences and Rural Sociology
 Interior Design
 Journalism (minor)
 Landscape Horticulture (minor)
 Pest Management (minor)
 Plant Pathology (minor)
 Poultry Science
 Turf Management (minor)
 Wildlife Habitat (minor)

Fay Jones School of Architecture

Architecture
 Architectural Studies

Landscape Architecture
 Landscape Arch. Studies

J. William Fulbright College of Arts and Sciences

African American Studies
 American Studies
 Anthropology
 Arabic (minor)
 Art
 Art History (minor)
 Asian Studies
 Biology
 Business
 Chemistry
 Classical Studies
 Communication
 Computer Science
 Criminal Justice
 Drama
 Earth Science
 Economics

English
 European Studies
 French
 Gender Studies (minor)
 Geography
 Geology
 German
 Historic Preservation (minor)
 History
 International Relations
 Japanese (minor)
 Journalism
 Latin American and Latino Studies
 Legal Studies (minor)
 Mathematics
 Medieval and Renaissance Studies (minor)
 Middle East Studies
 Music
 Philosophy
 Physics
 Political Science
 Pre-Dentistry

Pre-Education
 Pre-Law
 Pre-Medicine
 Psychology
 Religious Studies (minor)
 Russian Studies
 Social Work
 Sociology
 Spanish
 Statistics (minor)
 Sam M. Walton College of Business
 Accounting
 Business Economics
 Enterprise Resource Planning (minor)
 Finance
 Financial Economics (minor)
 Information Systems
 International Business
 Management
 Marketing

Transportation (minor)
 Transportation and Logistics

College of Education and Health Professions

Childhood Education
 Communication Disorders
 Elementary Education
 Health Science
 Human Resource Development
 Kinesiology
 Nursing
 Recreation

College of Engineering

Biological Engineering
 Chemical Engineering
 Civil Engineering
 Computer Engineering
 Electrical Engineering
 Industrial Engineering
 Mechanical Engineering

Studies; Human Nutrition, Hospitality and Restaurant Management; Interior Design; Human Development, Family Sciences and Rural Sociology; and General Human Environmental Sciences. Our Equine Program attracts students from many different majors. A Pre-Vet option is offered in both Poultry Science and Animal Science. Other popular majors are Agricultural Business; Environmental, Soil and Water Science; Food Science; Horticulture, Landscape and Turf Sciences; Crop Management; and Agricultural Education, Communication and Technology. Our Honors Program and Global Studies Program provide opportunities for students to spread their wings. Students come first in Bumpers College, which provides a family-like atmosphere.



College of Education and Health Professions

The College of Education and Health Professions, which includes the Eleanor Mann School of Nursing, prepares the professionals who touch people's lives every day - teachers, coaches, nurses, speech pathologists, counselors, school administrators and specialists in health science, exercise and recreation. The college's mission is to enhance the quality of life of the people of Arkansas, the nation and the world through the development of scholar-practitioners in education, health and human services.

Our students are involved in the community in many ways, including educating elementary children about health care at fairs sponsored by the Eleanor Mann School of Nursing and working as classroom teaching interns in local school districts.

Students enjoy hands-on learning in such partnerships with school districts and through research with faculty members. Research includes examining school reforms, studying treatment methods to reduce hospital stays for chronic diseases and learning about language acquisition by children.

Faye Jones School of Architecture

The Fay Jones School of Architecture, named for one of the foremost architects of the 20th century, enjoys a national reputation for producing outstanding designers who are well prepared for professional practice in architecture and landscape architecture. Fay Jones was a member of the School's first graduating class and later served on the faculty and as the school's first dean. He received

the AIA Gold Medal in 1990 at a White House ceremony; in 2000 the AIA ranked his Thorncrowne Chapel in Eureka Springs as the fourth-best building by an American architect in the twentieth century.

Current faculty members continue to win national and international acclaim for their work. Students gain hands-on experience at the school's community design center, which has won numerous national and international design and teaching awards, and Garvan Woodland Gardens, the school's woodland botanical garden in Hot Springs. International study programs in Rome, Mexico City, and summer field studies in Europe also expand our students' perspective.



Honors College

One of the major benefits of the \$300 million Walton gift was the dedication of \$200 million for the Honors College to fund undergraduate University of Arkansas Honors College fellowships (\$50,000 for four years), to establish special study abroad and undergraduate research opportunities, and to support outstanding faculty in their research and honors teaching efforts.

The Honors College serves all undergraduate majors. Honors students enjoy small classes, priority registration, special housing, increased interaction with faculty, and enhanced opportunities for hands-on research.

Within the college, the Scholarship Office and the Office of Post-Graduate Fellowships provide additional services. Promising high school seniors are assisted with their applications for the many available Sturgis, Bodenhamer, Boyer, and University of Arkansas Honors College fellowships, as well as Chancellor's and University scholarships.



Fulbright Peace Fountain

Honoring J. William Fulbright, the 41-foot fountain is the heart of a main plaza behind Old Main. A bronze statue of the former UA president and world-renowned U.S. Senator stands facing the fountain. Inset, former President Bill Clinton speaks at the dedication of the statue.

School of Law

Named by U.S. News and World Report among the "most diverse" law schools in America, the School of Law builds on more than 80 years of tradition and alumni success to promote professionalism, civility and leadership. Our students follow a rigorous course of study that prepares them for success in law practice, business, public service and more. Whether pursuing a J.D. or an LL.M. in the nation's only agricultural law program, students have the opportunity to expand and refine their lawyering skills - and to serve their community and state - through the Legal Clinic, an active and effective pro bono program and various skills courses. Students also may participate in the publication of one of three law journals - Arkansas Law Review, Journal of Food Law & Policy and Journal of Islamic Law & Culture. The law school's outstanding faculty not only nurtures and challenges our students, but is committed to research and outreach. A recently completed expansion of the law center includes a state-of-the-art courtroom and classrooms, two-story entrance hall, reading room, conference room and coffee shop, making it one of the most striking buildings on campus and a popular gathering place for the university community.



Dr. G. David Gearhart, Chancellor

Dr. G. David Gearhart became the fifth chancellor of the University of Arkansas on July 1, 2008, following 10 years of service to the university in his capacity as vice chancellor for university advancement. During that decade leading up to his appointment as the campus' chief executive, he was the architect of the Campaign for the Twenty-First Century – the largest, most successful capital campaign in Arkansas history, which raised more than \$1 billion for academic programs and increased the endowment from \$119 million to almost \$900 million.

A native of Fayetteville, Ark., Chancellor Gearhart was born and raised in the shadow of Old Main. An alumnus of the university whose name is twice inscribed on Senior Walk for the law degree (J.D.) and doctor of education degree (Ed.D.) he earned, Gearhart feels that his entire adult life has prepared him for this singular honor and challenge.

"I believe the ultimate success of the University of Arkansas will be measured to a large extent on how it demonstrates its usefulness to society," Gearhart says. "Of all of the rich contributions that America has bestowed on the world, American higher education is among the most important. Our colleges and universities have become, perhaps, the most vital expression of the American political and social philosophy."

The path that would lead him back to his alma mater began in 1976, when Gearhart became assistant to the president at Westminster College in Fulton, Mo., where he received his baccalaureate two years earlier. In 1977, he was appointed the director of development at Westminster and led fundraising efforts for The Winston Churchill Memorial and Library. Thus was launched a nationally respected career in university advancement.



In 1978, he returned to his native state to become vice president for development at Hendrix College. After four years at Hendrix, Gearhart returned home for the first time when he was selected to be the director of development at the University of Arkansas. In this role, he spearheaded the Campaign for Books, which added more than 100,000 volumes to the University of Arkansas Library.

In 1985, Gearhart took another career leap in being appointed vice president for development and university relations at The Pennsylvania State University. Three years later, he was promoted to senior vice president, responsible for the external relations programs for 23 campuses statewide. While at Penn State, he launched a major capital campaign, which raised in excess of \$352 million. Total private gifts to

Penn State during his 11 years at the university surpassed \$950 million, and Gearhart's division was cited three times by the Council for Advancement and Support of Education (CASE) with its grand gold medal, awarded to the nation's top advancement program.

In 1995, Gearhart joined the international consulting firm of Grenzebach, Glier, and Associates as senior vice president and managing director, but stayed closely connected to advancing the mission of higher education. The Chicago-based philanthropic management firm has hundreds of clients in the United States, Canada and Europe, and fundraising goals in excess of \$40 billion. Clients managed by Gearhart included nearly two dozen non-profit organizations, colleges and universities, among them American University, Brigham Young University, Rutgers University, University of Alabama, University of Connecticut, University of Miami (Fla.), University of Pittsburgh and University of Washington.

In 1998 Gearhart once again returned to his native state as vice chancellor for university advancement at the University of Arkansas. He was responsible for development, alumni relations, constituent relations, special events and university relations programs. Arguably, his most significant impact in this role was the stunningly successful Campaign for the Twenty-First Century, a billion-dollar capital campaign that concluded in June 2005 with the University of Arkansas taking its place as one of only 13 public universities at that time to have exceeded a billion dollars raised.

The centerpiece of this campaign was a \$300 million gift from the Walton Family Charitable Support Foundation, the largest gift ever made to a public university. The direct results of Gearhart's leadership in this effort included the creation of 132 new endowed faculty positions, 1,738 new student scholarship and fellowship funds, dozens of new and renovated facilities and classrooms, and growth of the overall endowment from \$119 million in 1998 to nearly \$900 million by the time he assumed the chancellorship.

In every imaginable way, the university was transformed by this campaign.

"At the University of Arkansas our ultimate purpose is to improve the human condition, to make life better for our citizens and our state and to contribute to the general welfare of our nation," says Gearhart. "Thanks in part to the Campaign for the Twenty-First Century, we've become recognized as a rising star as a major public research university in a state where higher education must play an increasingly larger role in the lives of its citizens. Working with our sister public institutions and in partnership with our own university system, we must work hard and smart to increase the college participation rate and to strengthen the quality of Arkansas' higher education. We must be seen as enthusiastic leaders in this venture, all in a time of diminished public resources nationally that will not make it easy, but a challenge that we at the university must embrace."

Gearhart was named a distinguished alumnus of his undergraduate alma mater, Westminster College, in 1992, and the same year was named a Fulbright Scholar and studied at Oxford University, Merton College in Oxford, England. In 1996, he was named an honorary alumnus of Penn



State, where he finished his doctoral coursework in higher education administration.

In addition to his responsibilities as chancellor, Gearhart is a tenured member of the faculty in the College of Education and Health Professions, holding the rank of professor. A nationally respected expert in capital campaigns, he is the author of two books, *The Capital Campaign in Higher Education and Philanthropy*, *Fund Raising and the Capital Campaign*, as well as numerous articles.

Among his current professional affiliations, Gearhart serves as vice president of the University of Arkansas Fayetteville Campus Foundation, is a member of the board of advisors for the Arkansas World Trade Center, is a member of the Northwest Arkansas Council, and is a member of the advisory board of the Pryor Center for Oral and Visual History. He also is a licensed attorney in the state of Arkansas.

Gearhart is married to the former Jane Brockmann, whom he married in 1974. They have two children: Katy, who is a graduate of Penn State University currently working as a speech pathologist; and Brock, a graduate of the University of Arkansas who is now a vice president of investments for Greenwood and Associates.

Gearhart's late father, George A. Gearhart, was publisher of the Northwest Arkansas Times in Fayetteville. His mother, Joan Gearhart Havens, lives in Fayetteville.

"I have many dreams and aspirations that I've long held for the University of Arkansas," Gearhart says, "and I look forward in the months and years ahead to sharing that vision and working with our outstanding students, faculty, staff, alumni and friends, and certainly the board of trustees, on reaching our lofty goals and realizing the full potential of our university."

Howard Brill, Faculty Athletics Representative

In his 15th year as the university's faculty representative for athletics is Howard W. Brill. A law professor at Arkansas since 1975, Brill served as the interim dean of the UA Law School during 2005-06. He previously served as a member of the Faculty Athletics Committee from 1991-94 and was on a special committee to prepare the SEC's Gender Equity Policy in the spring of 1994. He chaired Arkansas' NCAA Self-Study committee (1998) and co-chaired the second Self Study Committee (2004).

Brill is a 1965 graduate of Duke and earned his law degree at Florida in 1970. He received his Master's of law degree at Illinois in 1979. Brill has written two books on Arkansas law and has received several

awards honoring his teaching. He is licensed to practice law in Arkansas, Florida and Illinois; he is on the Professional Ethics Committee and the state Judicial Ethics Advisory Committee.

He is the Vincent Foster Professor of Legal Ethics and Professional Responsibility. Along with other courses, he teaches Baseball and the Law. He has served on the Governor's Code of Ethics Commission and as a Special Justice of the Arkansas Supreme Court.

Active in community service, Brill has served as chairman of the City of Fayetteville's Civil Service Commission, has coached youth soccer and basketball and is a Sunday School teacher. He and his wife Katherine have three children, Christian, Elizabeth and Andrew.



Student - Athlete Academic Support and Achievement



The Bogle Academic Center

There is no higher priority for the University of Arkansas Athletic Department than the academic progress of its scholar-athletes. Thanks to the generous gift of Bob and Marilyn Bogle, the home of the Razorback Athletic Department's Student-Athlete Academic Support and Achievement program is the Bob and Marilyn Bogle Academic Center. The 15,000-square foot Bogle Academic Center is located in the east side of Donald W. Reynolds Razorback Stadium. Under the overall direction of Senior Associate Athletic Director Jon Fagg, the Bogle Academic Center houses the Arkansas Razorbacks Academic Support Program, the Razorback Office of Student Life and the Career Development Program.

Associate Athletic Director for Student-Athlete Support Services Melissa Harwood-Rom oversees the staff of professionals dedicated to directing student-athletes to reach their personal academic goals, and to do so in ways that balance their academic, athletic and personal lives.



Razorbacks Rotnei Clark (left) and Stephen Cox (right) both earned University of Arkansas Athletic Department Academic Excellence Honor Roll selection last season. Cox, who is a two-sport athlete for Arkansas, also is a two-time Southeastern Conference Academic Honor Roll member.




Student-Athlete Academic Support and Achievement Services

The Mission Statement for the Razorback Student-Athlete Academic Support and Achievement division -- SAASA -- speaks for itself, but the improvements and achievements of the Razorbacks over the past academic year are what is most important.

At Arkansas, academic services are not just good grades and eligibility. Along with 18 of 19 teams exceeding the NCAA standard for APR, Razorbacks earned some of the highest conference and national academic honors in the 2008-09 year including a pair of Southeastern Conference Scholar-Athletes of the Year

It is also not about honoring the "A" student. Arkansas Athletics is committed to every single athlete improving his or her academic performance every semester, working to achieve academic "personal bests" with each class just the same as we would expect our athletes to hit personal records in competition.



Melissa Harwood-Rom

Associate Athletic Director
for Student-Athlete Support Services

STUDENT-ATHLETE ACADEMIC SUPPORT AND ACHIEVEMENT MISSION STATEMENT

The primary focus of the Razorback Student-Athlete Academic Support and Achievement Program is to provide the student-athlete with the opportunity to develop the skills necessary to be a success in college and in life.

This is accomplished through superior academic counseling, life skills training and preparation to enter the job market upon graduation.

University of Arkansas Academic Game Plan for Graduation

Student-athletes are expected to meet specific academic criteria in order to maintain eligibility. This is easily achieved by following the Academic Game Plan created by the Student-Athlete Academic Support and Achievement team.

The SAASA designs programs and sets specific goals to help student-athletes achieve academic success. An example of a key goal is the successful completion of 30 hours of coursework during each academic year. By maintaining this course load, Razorback athletes not only stay on track to graduate in four years, but easily meet eligibility requirements set by the NCAA.



Study Hall and Tutors

A quiet setting for uninterrupted study, the Bogle Academic Center provides three types of study hall space. The computer lab (above) has over 30 stations for individual computer-based study. An open study hall is available for group or individual study, and monitored by staff members of the SAASA. There are 17 individual study carrels that provide space for tutors to meet with student-athletes for individual instruction in specific subjects.



Each Razorback team sets its own criteria for study hall attendance. The use of tutors is a key element for academic success, allowing for individualized assistance and for reaching academic excellence in advanced subjects.

Honors and Awards

Academic Excellence Program

Recognition for Razorback athletes who exceed a 3.0 GPA each fall and spring semester.

Academic Champions

Razorbacks who scored perfect 4.0 grades for the semester

Athletic Director's List

Razorbacks with grades from 3.50 to 3.99

Athletic Department Honor Roll

Razorbacks with grades from 3.00 to 3.49

Lon Farrell Award

Presented to the graduating Razorback athlete each spring semester with the highest cumulative GPA.

Brandon Burlsworth Award

Voted on by the university faculty as the outstanding former non-scholarship student-athlete.

Hard Working Hog

Recognizing achievement of new personal academic bests each semester.

SEC Academic Honor Roll

Earning a 3.0 GPA or above for two consecutive semesters or cumulative 3.00 GPA.



Basketball Triple Threat

Michael Sanchez is a perfect example of an individual performing in all three phases of the student-athlete at the University of Arkansas.

Academically, Sanchez is a two-time selection for the SEC Academic Honor Roll as well as a member of the Arkansas Athletic Department's Academic Excellence Honor Roll.

The Springdale, Ark., redshirt sophomore post player was also the Razorback basketball team's selection for the Southeastern Conference's Community Service Team.

Athletically, Sanchez was a starter in 2008-09, averaging 5.9 ppg and 4.9 rpg.

Class Attendance

The University of Arkansas Razorback Athletic Department has an overall student-athlete class attendance policy. Student-Athletes Academic Support and Achievement assists with the enforcement of this policy through regular checks on class attendance. If traveling with a team, student-athletes notify instructors early in each semester regarding assignments or exams.

Student Life

The social and personal development of student-athletes is as important to the University of Arkansas as the academic and athletic achievement. The Office of Student Life focuses on the personal development and community service components of the NCAA CHAMPS/LifeSkills program. Training is provided in a variety of areas including financial planning, drug and alcohol education, time management, study skills and developing community service activities.

Athletic Department Academic Champions

Spring 2009

Nanar Airpetian, women's tennis, international business; Jessica Bachkora, softball, kinesiology; Gina Bargiachi, swim/dive, art; Lane Boyer, men's track, geology; Stephanie Carr, swim/dive, recreation; Jessica Clark, swim/dive, nursing; Tara Diebold, women's track, comm. disorders; Megan Fawley, soccer, elem. education; Hillary Freeman, softball, communication; Erin Gray, women's track, biology; Sarah Howard, swim/dive, journalism; Summer Jackson, swim/dive, political science; Sarah Landau, women's track, communication; Lisa Lunkenheimer, swim/dive, kinesiology; Scott Limbocker, baseball, political science; James McCann, baseball, kinesiology; Aurelija Miseviciute, women's tennis, economics; Kat Moffett, soccer, journalism; Erin Moskos, soccer, kinesiology; Erin Neumann, swim/dive, comm. disorders; Lucy Nunn, women's golf, kinesiology; Madison Palmer, swim/dive, recreation; Chase Philpot, football, engineering; Mackenzie Rhea, volleyball, biology; Genny Salvatore, gym, art; Angela Scott, women's track, Management; Mitchell Scott, men's track, journalism; Rachel Smith, soccer, apparel studies; Sandra Smith, softball, kinesiology; James Strang, men's track, English; Katie Stripling, women's track, kinesiology; Blake Strode, men's tennis, economics.

Fall 2008

Nanar Airpetian, tennis, international business; Jessica Bachkora, softball, kinesiology; Gina Bargiachi, swim/dive, art; Samantha Bolton, soccer, nursing; Jackie Booker, soccer, kinesiology; Stephanie Carr, swim/dive, journalism; Jessie Clark, swim/dive, nursing; Tara Diebold, track, comm. disorders; Megan Fawley, soccer, elem. education; Hillary Freeman, softball, communication; Sarah Gwisdala, soccer, marketing; Rachel Hawryluk, soccer, English; Sarah Howard, swim/dive, journalism; Amie Hubbard, softball, elem. education; Kayla Johnson, softball, psychology; Luke Laird, track, Horticulture; Sarah Landau, track, Communication; Scott Limbocker, baseball, political science; Lisa Lukenheimer, swim/dive, chemistry; James McCann, baseball, kinesiology; Beth McVean, soccer, kinesiology; Sam Murphy, baseball, communication; Erin Neumann, swim/dive, comm. disorders; Madison Palmer, swim/dive, recreation; Dacia Perkins, track, marketing; Leah Pierce, swim/dive, sociology; Corinna Rees, golf, political science; Mackenzie Rhea, volleyball, undeclared; Genny Salvatore, gym, art, Lance Thompson, football, exercise science; Rachel Smith, soccer, apparel studies; Blake Strode, tennis, economics; Anouk Tigu, tennis, business.

Career Development

The purpose of the Career Development Program is to assist student-athletes in making a smooth transition from the University of Arkansas into the workplace. This process begins during the freshman year with a one-hour course on career options.

Workshops are held to provide student-athletes training in resume writing, interviewing skills and etiquette. Individual assistance with locating summer internships and job placement gives student-athletes a head start into their chosen careers.



Arkansas Razorbacks in the Community

Community service is a vital part of the educational process for any college student, and Razorback athletes took the lead in 2008-09 by registering a record number of hours of community service work.

The often reported bad news in college sports sometimes masks the overwhelming good things done by the vast majority of student-athletes.

Among the programs that built the more than 2,500 volunteer hours performed in the past academic year:

Participation in the campus-wide clean-up after the disastrous ice storm of the winter of 2009.

Going out to area elementary schools to support the Book Hogs reading program and the Sweat Haws physical education awareness program.

Individual team projects ranging from volunteering at the Fayetteville Public Library, working with Habitat for Humanity, assisting with area shelters or helping the local youth programs like the Scouts.

The quiet efforts of our 19 Razorback teams have a long-lasting impact on the youth of our state. The incredible positive benefit of the time spent by the Razorbacks helping the community pays tremendous dividends, not only for the University of Arkansas, but for the entire state.

And while we focus here on the positive benefits for the fresh young faces who receive an autograph or a kind word of encouragement from a Razorback, we know that there is a considerable impact upon our student-athletes, our future leaders. The opportunity to give back impresses upon them that no matter their personal circumstances when they arrived in Fayetteville, they have a chance to not only improve their lives, but touch the lives of others.




For the second year, Razorback athletes turned out to support Lift Up America. Football player Elton Ford (above) helps load a vehicle for one of the regional charities benefiting from the gift of food



from Tyson Foods. At left, the 89 athletes from almost every Razorback team assisted in the project to combat hunger in the area.

+2,500

Community Service Hours Performed by Razorback Student-Athletes in 2008-09



One of the largest department outreach programs is Book Hogs, an elementary school reading program that takes Razorback athletes into area schools for assemblies to emphasize the power of reading. Several athletes reached out to inspire future Razorbacks with their stories of the importance of reading and studying at 13 elementary schools in the area. Above left, Michael Smith and D.J. Williams speak to more than 400 children at a local Fayetteville elementary school for a Book Hogs rally.




Football player Nick Brewer shares some putt-putt time with a young fan as a part of Make a Difference Day. Razorback athletes from all sports participated in various community service activities across the city of Fayetteville. At right, Jermaine Love works with children at the Fayetteville Public Library in the youth section.

The members of the Razorback SAAC participated in the Southeastern Conference's "Yes We CAN" drive to collect canned food items for regional food banks. Working over two weekends and incorporating home events at football, soccer and volleyball, the SAAC members gathered 10,000 pounds of non-perishable food items. In addition, the SAAC coordinated Razorback student-athletes volunteering as celebrity sackers at Fayetteville area grocery stores to raise awareness and collect more food items.



Arkansas Razorbacks: Athletes & Graduates



Kattie Shepherd Allen
(BA, 1995)
NCAA Woman of the Year
for the State of Arkansas
Currently working on her
medical residency at
the Mayo Clinic
SEC 75th Anniversary
Stories of Character Honoree




"I am always proud of my degree from the University of Arkansas. I had the good fortune to go to on to UAMS in Little Rock to train in surgery after Fayetteville. When I left Little Rock to study at Cornell in New York, I was very pleased to find that my education and training at the University of Arkansas was equal to that of my colleagues from Ivy League schools. My time as a Razorback was my most life-shaping experience, and I have always been proud of how I was trained and what I learned at the University of Arkansas."

Jim Counce, M.D. (BA, 1978)
Member of 1978 Final Four Team
Cardiothoracic Surgeon




Mike Conley
(BA, 1985)

1992 Olympic Gold Medalist
Former World Record Holder
USAT&F Hall of Fame Member
Former Executive Director
Elite Athlete Programs
for USA Track & Field
Executive Director,
World Sport Chicago,
Organization leading the
Chicago 2016 Olympic bid



Members of the
Razorback Athletics
Class of 2009
celebrate at the
annual Graduate's
Reception in the
Raymond Miller
Room



Caleb Miller (BA, 1995)
Three-year starter for Razorbacks
Crip Hall and Harold Horton
awards at Arkansas
Third-round draft pick
for the Cincinnati Bengals

Who Else Graduates from the University of Arkansas?

Here's a short list of some of our numerous notable graduates:

- Steve Atwater** (BSBA '88), Two-time Super Bowl participant with the Denver Broncos
- Regina Blakely** (BA '81, JD '85), Former CBS News Reporter
- George W. Haley** (LLB '52), U.S. Ambassador to Gambia, brother of author Alex Haley
- Jerry Jones** (BA '65), Owner of the Dallas Cowboys
- Ronald LeMay** (BSBA '72), CEO, Sprint
- Robert Maurer** (BS '48), Inventor of fiber optic technology at Corning Glass
- Rodney Slater** (BA '80), First African-American U.S. Secretary of Transportation
- Pat Summerall** (BSE '53), Former CBS Sports and Fox Sports announcer
- Don J. Tyson, Jr.** ('52), Founder, Tyson Foods
- Jim C. Walton** (BSBA '71), President, Walton Enterprises
- S. Rob Walton** (BSBA '66), Former Chairman of the Board, Wal-Mart Stores



"The University of Arkansas isn't a huge university, but it has a huge reputation. My professors were concerned with my personal goals; concerned about how I wanted to develop as an individual. There is a great amount of one-on-one mentoring with the teachers. I think one of the greatest things about Arkansas is that you are an individual, a real person — not just an I.D. number — to the faculty and staff."

Tiffany Wright (BA, 1998)
Tiffany Wright went from 1998 NCAA Women's Final Four to graduation to sideline reporter for ESPN's coverage of the WNBA within weeks. Today, she is the sports anchor at ABC affiliate, WSOC, in Charlotte, N.C.

Jeff Long

Vice Chancellor for Intercollegiate Athletics and Director of Athletics

Entering his second full year as Vice Chancellor and Director of Athletics, Jeff Long has not only guided the University of Arkansas' Department of Intercollegiate Athletics through a period of unprecedented transition, he has transformed and revitalized a tradition-rich athletics program encompassing 19 sports and nearly 460 student-athletes. Long has not only accepted, but embraced the challenge of leading a Razorback program that serves as a source of pride for so many at the University of Arkansas, in all corners of the state and to thousands of Razorbacks all around the world.

Long has established a multi-faceted combined athletics program uniformly committed to the development of student-athletes academically, athletically and socially. A part of Chancellor G. David Gearhart's Executive Committee, Long and other members of the University's leadership team are charged with developing policies and charting the course for the future of higher education. Since his arrival, Long and his staff have re-engaged the athletic department with the University Community working to more fully integrate Razorback Athletics into the campus environment.

The success of Long's approach can be measured in part by the remarkable accomplishments of the Razorback program in his tenure. Arkansas has captured five conference championships and advanced to 25 post-season competitions while drawing more than a million fans annually to campus to cheer on the Razorbacks. In the classroom, the Razorbacks exceed national APR standards in 18 of 19 sports while nine of 15 sport programs im-

proved their team GPA from 2007-08 to 2008-09. In the community, Razorback student-athletes are more active than ever volunteering more than 2,500 hours of time in between the rigors of school and athletic practice and competition.

Administratively, landmark agreements have been negotiated with ISP and with Southeastern Conference television partners to guarantee future revenue streams and secure the financial base of the program in uncertain economic times.

Even the most optimistic outlook would have been hard pressed to foresee the level of success that the Razorback program would attain in such a short time after Long was selected to replace legendary athletic director and former Razorback football coach Frank Broyles in September of 2007. Before Long officially took the reins, the University of Arkansas announced that it would combine its previously independent men's and women's athletic programs into one combined athletic program.

Shortly after that announcement, Long was busy engineering the first coaching search of his tenure. Long not only found the next head football coach, he convinced Bobby Petrino, one of the most successful collegiate coaches in recent history, to return to the college game and to Arkansas. Long made four other head coaching hires in his first year and a half, including hiring men's track and field coach Chris Bucknam to be the successor for John McDonnell, the most successful NCAA Division I track and field coach in history. In addition, Long added head coaches Robert Pulliza (volleyball), Erin Aubry (soccer) and Mike Larabee



(softball) to the Razorback staff.

By the time, Long officially started his new position on Jan. 1, 2008, he had already accomplished a list of tasks vital to the short and long-term health of the Razorback program. He had begun the process of carefully blending the men's and women's athletic departments into one unified department and establishing a new administrative structure. Under Long's leadership, Arkansas revised policies governing class attendance, drug testing, the NCAA Opportunity fund as well as other compliance and business office procedures. The academic support services division was re-organized and a formal division of student life was created focusing on student-athlete development and community service.

Long was busy on external issues as well. In 2008, Arkansas returned to the classic Razorback logo and dropped the usage of Lady Razorbacks as a nickname for women's athletic teams. The new branding was featured in the launch of a new website ArkansasRazorbacks.com.

Long worked tirelessly to maintain long-time relationships and to forge new relationships for the benefit of the Razorback program including extending Arkansas' relationship with War Memorial Stadium in Little Rock. Perhaps his most impressive accomplishment came when he brokered a new partnership with ISP to form Razorback Sports Properties. As economic indicators were beginning to point toward challenging economic times, Long signed Arkansas to a deal that will guarantee the Razorback program \$73 million in the next 10 years.

A number of athletic facilities also saw a transformation with Bud Walton Arena undergoing extensive renovations, including replacement of the lower seating bowl and the addition of courtside seating, ribbon boards and a courtside club room. In the spring of 2009, Bogle Park, arguably the nation's best softball facility, was dedicated on the University of Arkansas campus.



Jeff Long announces the donation of \$1 million to the University of Arkansas' general fund in the summer of 2008. University Chancellor Dr. G. David Gearhart (seated) indicated the effort by athletics was crucial to the University avoiding a tuition increase for the general student body for the first time in 24 years.

“We will provide opportunities for student-athletes to achieve their fullest potential academically, athletically, and socially, while competing successfully at the highest level.”

Arkansas Vice Chancellor and Director of Athletics Jeff Long

Arkansas’ program flourished in Long’s first year, finishing 24th in the NACDA Directors Cup, its best finish in nearly a decade. In his first full year at the helm, Arkansas scored a program record 730 points on its way to a 25th-place finish. The back-to-back top 25 Directors Cup finishes marked only the second time in school history the Razorbacks accomplished that feat.

A veteran administrator with a track record of the highest commitment to the concept of “student-athlete,” Long has had more than two decades experience in athletic administration at the Division I level including at the University of Pittsburgh, University of Oklahoma, University of Michigan, Virginia Tech University and Eastern Kentucky University prior to arriving at the University of Arkansas. While known as an innovator in athletic department management, Long also understands the coach’s perspective from time spent in coaching and administrative staff positions at Duke University, Rice University and North Carolina State University.

On the forefront of NCAA governance, Long served on the NCAA Management Council as one of the athletic administrators who oversaw the operations and regulation for Division I. His experience as an athletic director and administrator in America’s most prestigious conferences – the Big 12, Big Ten, Big East, Atlantic Coast and now Southeastern Conference gives Long a uniquely informed perspective on intercollegiate athletics. During his career, Long has served in five of the six Bowl Championship Series leagues.

Prior to assuming his current roles at Arkansas, Long served for four years as the athletic

director at the University of Pittsburgh. During his tenure, Long redefined Pitt athletics, most notably through the “Quest for Excellence” campaign. Designed to enhance the student-athlete experience for Panther athletes through scholarship endowments and capital gifts for facility construction and renovation, the Quest resulted in almost \$34 million in just over two and a half years.


His commitment to building the Pitt athletics brand resulted in a new primary mark for the Panthers which returned the powerful “PITT” brand to the University of Pittsburgh. He established a partnership with adidas for uniforms and apparel for all 19 Pitt teams and an agreement with ISP Sports.

Long’s four-year tenure added up to Pittsburgh becoming one of the nation’s top programs, notably the Panthers’ selection as the No. 17 overall program in the nation in the December 2006 Sports Illustrated on Campus’ All-Sport Rankings.

As an athletic leader, Long was a key advocate for the Big East during the league’s time of membership transition. Due in part to his leadership, the Big East maintained its position as a key member of the Bowl Championship System, and the Pitt Panthers earned the Big East’s automatic berth in 2004 at the Tostitos Fiesta Bowl. Along with his tenure on the Executive Council, Long also served on the NCAA’s Sports Wagering Task Force in 2004, and as a member of the Executive Committee of the Division I-A Athletic Directors’ Association.

Before arriving at Pitt, Long was senior associate athletic director at Oklahoma for two and a half years. Responsible for the external affairs of the Sooners, he oversaw key brand areas of marketing and promotions, licensing, media relations, ticketing, radio and television rights and SoonerVision productions. In addition, Long was the primary administrator for the Sooners’ highly successful football and men’s basketball programs, along with sport supervision of baseball, wrestling and both golf teams.

Long’s first appointment as a director of athletics was at Eastern Kentucky where he served for



The Long Family: Stephanie, Christina, Fanny and Jeff.



two and a half years. He made several revisions to the ECU athletic infrastructure and completed several facility projects. Long created the first modern corporate partner and sponsorship structure at ECU. Prior to Eastern, Long had a brief stay with Virginia Tech as an associate athletics director.

He began his career in college athletic administration at the University of Michigan, hired by legendary coach and athletics director, the late Bo Schembechler. During his seasons with the Wolverines, Long was promoted through a series of posts to the position of associate athletics director.

A former two-sport athlete at Ohio Wesleyan, Long earned seven varsity letters for the Bishops in football and baseball before completing his degree in economics in 1982. He started his post-graduate career in athletics as a graduate assistant football coach at the cradle of coaches, Miami University of Ohio. Long earned his master’s in education at Miami in 1983, moving on to football staff positions at Rice, Duke and NC State prior to joining Michigan.

An Ohio native from Kettering, Long is married to the former Fanny Gellrich of Ann Arbor, Mich. The Longs have two daughters, Stephanie and Christina.

Senior Razorback Athletic Department Staff

Bev Lewis

Associate Vice Chancellor and Executive Associate Athletic Director

For almost three decades, Bev Lewis has been synonymous with the University of Arkansas, and begins her 29th season in 2009-10. She became an associate vice chancellor for the University and the executive associate athletic director of the unified Razorback Athletic Department in 2008-09.

The largest portion of her service to the university was her 19-year tenure as the Director of Women's Athletics. As a result of her strong emphasis on the classroom, Razorback female student-athletes received numerous academic honors including national academic All-American of the year, team academic national titles and the University's first two SEC/H. Boyd McWhorter Scholar-Athletes of the Year.

Chris Wyrick

Senior Associate Athletic Director for External Affairs

Chris Wyrick begins his second year as the senior associate athletic director for external affairs in the University of Arkansas' Department of Intercollegiate Athletics.

Responsible for the external operations of the athletic department, Wyrick provides oversight for marketing and promotions, collegiate licensing program, and multi-media partners. He also works with the associate athletic director for finance and business in supervision of the Razorback Ticket Office.

Wyrick brings extensive experience in development and serves as the department's primary contact with the Razorback Foundation as well as assisting the athletic director with major gift fund raising.

Jon Fagg

Senior Associate Athletic Director for Compliance and Student-Athlete Services

Overseeing all aspects of compliance and academics, Jon Fagg joined the University of Arkansas as a senior associate athletic director for compliance and student-athlete services in the summer of 2008. He serves as member of the senior management group for the Department of Intercollegiate Athletics.

Fagg's department supervision of NCAA and Southeastern Conference rules compliance and education is a new position for Arkansas. In addition to reporting directly to the vice chancellor and director of athletics, Fagg will have an informational reporting relationship on compliance issues with the University's Office of the General Counsel.

In addition to compliance, Fagg also supervises the student-athlete services depart-

ment which advises and offers support to more than 450 Razorback student-athletes.

Her leadership was also a part of the success of the University's Campaign for the Twenty-First Century. Lewis directed Women's Athletics to over \$11.5 million in direct support for women's teams. During the campaign, Lewis received one of her greatest personal honors as Bob and Marilyn Bogle requested that Arkansas' \$6 million facility be named the Bev Lewis Center for Women's Athletics.

In 1998, she was voted into the University of Arkansas Hall of Honor by the University's letter-winners in recognition of her contributions both as a coach and an administrator.

Lewis served collegiate athletics at the highest level as an administrator, first with the NCAA Championship Cabinet and most recently on the NCAA Management Council.

Prior to assuming the duties of AD, Lewis was women's cross country and track coach. Her Arkansas coaching milestones included the first women's squad to achieve a national ranking and

raised almost \$80 million for athletics. In his last seven months, Vanderbilt's endowment increased by almost \$15 million. In 2003, he was recognized as the National Fund Raiser of the Year for major Division I schools.

A 1992 graduate of North Carolina State with a degree in political science, Wyrick worked at NC State and Miami (Ohio) before going to Vanderbilt.

Prior to USC, he spent six years at Vanderbilt as an administrator and a fund raiser overseeing marketing and the institution's relationship with ISP. Wyrick also managed the sports information and the ticket offices. He served as the Commodores' Executive Director of Development/National Commodore Club.

He was responsible for the major gifts aspect of athletics development, including raising funds for the Memorial Gym practice facility, the football practice facility, the baseball stadium, track and the outdoor tennis facility. In his six years, Vanderbilt

ment which advises and offers support to more than 450 Razorback student-athletes.

Fagg joins the Razorback staff after spending the past seven years at North Carolina State University. Hired at North Carolina State in March 2001, he served four and half years as an assistant athletics director for compliance before being promoted to associate athletics director for compliance in the fall of 2005.

While with the Wolfpack, Fagg's responsibilities included coordinating all aspects of the NCAA compliance program, including rules education for intercollegiate staff and related university personnel, and advisement, education and interpretations regarding NCAA rules and regulations.

Prior to his tenure at North Carolina State, Fagg spent three years as the assistant athletics director for compliance at Fresno State University. He also served one year as director of compliance for the Big South Conference.

His first athletics administrative experi-

ence came at Mars Hill College where he handled compliance duties as well as serving as an assistant coach for the football team for three seasons. His coaching experience also includes a stint as an assistant coach at Davidson from February 1992 to June 1993 and as a GA coach at his alma mater, the University of Arizona, from January 1991 to February 1992.

Lewis earned her bachelor's degree from Central Michigan in 1979 and followed it with her master's from Purdue prior to her arrival at Arkansas in 1981.

Her husband, Harley, is the former athletic director at the University of Montana, former assistant director of championships with the NCAA, and development officer at Arkansas.



raised almost \$80 million for athletics. In his last seven months, Vanderbilt's endowment increased by almost \$15 million. In 2003, he was recognized as the National Fund Raiser of the Year for major Division I schools.

A 1992 graduate of North Carolina State with a degree in political science, Wyrick worked at NC State and Miami (Ohio) before going to Vanderbilt.

Wyrick and his wife Merrily have two daughters, Caroline and Caitlin.



ence came at Mars Hill College where he handled compliance duties as well as serving as an assistant coach for the football team for three seasons. His coaching experience also includes a stint as an assistant coach at Davidson from February 1992 to June 1993 and as a GA coach at his alma mater, the University of Arizona, from January 1991 to February 1992.

Fagg and his wife Amanda have three children: Jon Madison and twins, Reed and Ellie.



Matt Trantham

Senior Associate Athletic Director for Internal Operations

Overseeing Razorback facilities, event management and equipment operations, Matt Trantham begins his second year at the University of Arkansas as the senior associate athletic director for internal operations.

Supervising several major projects in his first year with the Razorbacks, Trantham guided the \$2.5 million renovation of Bud Walton Arena and the \$1.3 million restoration of synthetic playing surface at Donald W. Reynolds Razorback stadium in 2008-09.

Prior to joining Arkansas, Trantham began his career with the Sooners in July 1999 as the promotions director for the athletic department where he worked with all 20 of OU's teams. He was named assistant athletic director for event

management in 2004 and was promoted to associate athletic director in 2006.

In his role as associate AD for event management, Trantham oversaw more than 500 events a year, coordinated the efforts of more than 1,500 event staff members and was responsible for activities within 13 athletic facilities. He also served as OU's liaison with all postseason events including both Big 12 and NCAA championship competitions.

In this capacity, Trantham served as tournament director for more than 25 postseason championship events including the 2006 NCAA Wrestling Championship, 2006 NCAA Baseball Regional Championship, and 2005 Big 12 Women's Gymnastics Championship.

During his tenure, he helped the Sooners to record-setting attendance figures while growing revenue and community recognition for the athletic department. Trantham managed the Premier Partners Program at OU and was re-

sponsible for \$1.2 million in annual revenues.

Prior to joining the Sooners, Trantham spent five seasons in professional sports in Washington, D.C.

Trantham earned his bachelor's of science degree in business management from Centenary College in 1990 and a master's degree in sports management from the United States Sports Academy in 1998.

Trantham and wife Kristen are parents of two sons, William Matthew and Davis Michael.



Tom Dorre

Associate Athletic Director for Business and Finance

While Tom Dorre begins his eighth year as overseeing the financial affairs of Razorback Athletics, the University of Arkansas veteran begins his 42nd year of service to the institution. Earning both of his degrees from Arkansas, Dorre began his career in the university administration rising through the ranks to associate vice chancellor for finance in 1987. He moved to athletics in August 2002. He and wife Connie have one daughter and a pair of grandchildren.



Melissa Harwood-Rom

Associate Athletic Director for Academic Support

Serving as the lead coordinator for academic support for all 19 Razorback sports, Melissa Harwood-Rom brings over 20 years of experience at Arkansas. Joining the university in 1989 after working with football and men's basketball at Washington State, she developed the former women's athletics department academic system before being named to oversee all teams in the summer of 2008. She and university professor Curt Rom have two children, Zoe and Clio.



Chris Pohl

Associate Athletic Director for Events

A former championships director for the NCAA, Chris Pohl begins her sixth season at the University of Arkansas. She joined Arkansas in 2004 to manage marketing and promotion for the women's sports after 11 years at the NCAA. Pohl coordinates home events for the Razorbacks, taking lead on gymnastics and women's basketball among others. A 1981 graduate of Central Michigan and basketball letterwinner, she earned her master's in 1984 from Penn State.



Matt Shanklin

Associate Athletic Director for Marketing and Licensing

Working with the Razorbacks for 20 years, Matt Shanklin oversees the department's promotional efforts, licensing program and serves as a sport administrator for baseball. From 2001 to 2008 he served as general manager of Sports Shows, Inc. He is the department liaison to Razorback Sports Properties. He joined Arkansas after working at East Carolina. He and his wife, the former Missy Emmerson, are the parents of three, Jordan, Barbara and Isabella.



Tracey Stehlik

Associate Athletic Director for Compliance

Starting her 26th year with the University of Arkansas, Tracey Stehlik serves as associate athletic director for compliance. She began her career as an assistant women's basketball coach, and was a part of the staff that won the only women's hoops conference championships at Arkansas. Stehlik worked in a variety of administrative roles since leaving the court including compliance and game management. She and husband Wayne have two daughters, Mollie and Maggie.



Kevin Trainor

Associate Athletic Director for Media Relations and Communications

Starting his 15th season at Arkansas, Kevin Trainor is in his third year as associate athletic director and his 10th as the lead in the Razorback media relations office. He also serves as primary contact for Razorback football. A university graduate in journalism in 1994, he earned his masters at Arkansas in 2005. Trainor and his wife, the former Ruth Whitehead, are the parents of two daughters, Emma and Ellie.



Marvin Caston

Asst. Athletic Director for Student Life

Entering his fifth season with the athletic department, Caston oversees the Student Life office which produced over 2,500 hours of community service last year. A four-year letterman (1996-99) as a fullback for the Razorbacks. Caston worked in the past in compliance at University of South Florida and at Arkansas. The Winnsboro, La., native is married to the former Tommi J. Williams. The Castons have two young sons, Thomas Marvin and William Clayton.



Justin Maland

Asst. Athletic Director for Facilities

Justin Maland begins his third year as an assistant athletic director for facilities and his ninth with the Razorback athletic department. The Harrison, Ark., native was a catcher at Hendrix College, and joined Arkansas through the baseball staff in 1999. He earned his master's in sports management from Arkansas in 2001. He is married to the former Sarah Parnell, and the Maland's are the parents of two children, Macy Jane and Jack



Dr. Bill Smith

Asst. Athletic Director for New Media

Beginning his 21th year with the university, Dr. Bill Smith manages internet operations for the athletic department, ArkansasRazorbacks.com, and oversees brand compliance and printed projects. Smith earned his doctorate at the university in 1999, and has been an adjunct instructor at both Arkansas in journalism and NorthWest Arkansas Community College in history. He and his wife Libby have two children, Will and Ashley.





The Razorback Foundation, Inc.

Performing the vital role of supporting the student-athletes at the University of Arkansas with financial support, the Razorback Foundation, Inc., is in its fourth decade of working alongside the athletic department to advance Razorback Athletics.

The goal of the foundation is ensuring that the nearly 460 student-athletes at Arkansas have the equipment, facilities and overall support to achieve the goals of graduation and athletic achievement.

For the first time in school history, all 19 Razorback head coaches and members of the athletic department's executive and senior administrative staffs are members of the Razorback Foundation. The pledge of personal support by those inside the department led the way for a growth in membership that saw the membership total increase from 10,390 in November 2008 to 10,530 in June 2009.

From January to June 2009, Razorback Foundation staff visited with more than 11,000 people at 50 Razorback Club functions, ranging from chapter meetings to scholarship fundraising golf events hosted by local Razorback Clubs.

Another key factor in raising the profile of the Razorback Foundation and fostering membership growth was a renewed commitment to increasing A Club membership (former Razorback letter winners) and enhancing communication and coordination with Razorback Clubs throughout the region. To help facilitate communication with all foundation members, a new web site RazorbackFoundation.com) was launched.

The Foundation, officially incorporated and relocated off campus in 1988, has helped provide financial aid for the construction for the Broyles Athletic Center (football and administrative offices), Charlie Baum Stadium at George Cole Field (baseball), John McDonnell Field (outdoor track and field), Randal Tyson Track Center (indoor track and field), Dills Indoor Tennis Center, the George M. Billingsley Tennis Center (outdoor tennis) and Donald W. Reynolds Razorback Stadium (football).

Mission Statement

The stated mission of the Razorback Foundation, Inc., is to support the athletic endeavors of the University of Arkansas Ra-



zorbacks. The Foundation assists our student-athletes by providing for scholarships, facilities and various programs that enable them to realize their dreams of achieving a quality college education while participating in athletics on a nationally competitive level.

Membership Levels

The opportunity to participate in the annual fund giving to the Razorback Foundation, Inc., has several levels, beginning at the \$50 Razorback level and continuing up to Broyles-Matthews Scholarship Platinum. For more information about levels of giving and benefits, please visit the foundation's website at RazorbackFoundation.com.



Harold Horton
Executive Director



Norm DeBryen
Associate Director




Sean Rochelle
Associate Director



Jackie Rollins
Chief Financial Officer



Donita Ritchie
Administrative Assistant
to Frank Broyles



Frank Broyles Athletic Director Emeritus

With the start of 2008, the Razorback Foundation, Inc., welcomed a familiar face, a man with a high profile and a long track record in athletics -- legendary Arkansas athletic director Frank Broyles. The former national champion football coach and leader of Razorback men's athletics for almost 40 years, he closed out a 50-year career of service to the University and is now raising support for the University and the Razorback program.

A member of every significant college athletics hall of fame, Broyles was recently named to the NACDA Hall of Fame in 2008. His 19-season career as the Razorback head football coach included the 1964 National Championship, seven Southwest Conference titles and a record of 144-58-5.



Jack Powers of the NIT and NACDA President Lee McElroy present Broyles with the 2007 NACDA/NIT Athletic Directors Award at the 2007 NACDA convention. Broyles was inducted into the NACDA Hall of Fame at the 2008 event.



Famous Recent Razorbacks



FELIX JONES
First Round NFL
Dallas Cowboys



SHAMEKA CHRISTON
2009 WNBA All-Star
New York Liberty



RONNIE BREWER
Second Round NBA
Chicago Bulls



STACY LEWIS
LPGA Member &
T3rd '08 U.S. Open



CLIFF LEE
'08 AL Cy Young Award
Philadelphia Phillies

It's Not Just #5 & #25

In the past five years, the NFL has been Calling the Hogs in record numbers.

In 2008 alone, six Razorbacks, including two first round picks Darren McFadden (left, fourth overall pick by Oakland) and Felix Jones (above, 22nd overall by Dallas).

Over the past six years
6 First Round
20 Drafted Overall




DARREN MCFADDEN
First Round NFL
Oakland Raiders



WALLACE SPEARMON, JR.
2008 Beijing Olympics

World Class Athletes

The 2008 Beijing Olympics featured Tyson Gay (100), Wallace Spearmon, Jr. (200), Veronica Campbell-Brown (200), Nicole Teter (800), Christin Wurth-Thomas (1,500), Amy Yoder Begley (10,000), Deena Kastor (Marathon) and April Steiner Bennett (pole vault)



DEENA KASTOR
American Record
Women's Marathon



Recent Pros

Two of the greatest tennis players in Razorback history, Blake Strode (left) and Aurelija Miseviciute (right) swept the SEC Athlete and Student-Athlete of the Year awards in 2009 and onto the pro circuits.



CHRISTIN WURTH-THOMAS
2008 Olympian



Razorback Athletics: Home of Champions



Men's Golf
NCAA Runner-up



Baseball
Tie 3rd, Men's College World Series



Women's Golf
NCAA Regional



Gymnastics
Regional Champion & NCAA Super Six



Men's Outdoor Track
Regional Champion & SEC Champion



Women's Tennis
NCAA Regional & SEC West Champion



Men's Indoor Track
SEC Champion



Swim & Dive
NCAA Top 30



Women's Cross Country
Regional Champion & SEC Champion



Softball
NCAA Regional

Five NCAA Regional Champions, four Southeastern Conference titles, one NCAA national championship runner-up and a third-place tie highlighted a season of athletic achievement for the University of Arkansas. Of the 19 Razorback teams, 14 made post-season team appearances.

It all added up to a record performance in the NACDA Director's Cup for the Arkansas Athletic Department in its first full season under Jeff Long. The Razorbacks were 25th in the 2008-09 standings, and second in the nation among programs with less than 20 sports.

The 25th place gives the Razorbacks their first back-to-back finishes in the NACDA top 25 since the mid-1990s.

Four Razorback teams reached the pinnacles of their sport tournaments, led by the baseball team's run to the College World Series and gymnastics' first-ever appearance in the Super Six.

Men's golf returned to the championship round, and powered its way through the match play to within a single putt of the NCAA Championship. The thrilling runner-up performance is the highest finish by men's golf in Razorback history. Men's and women's cross country advanced from the South Central Regional with the women taking the regional title. The women's tennis won their own regional first and second round event to repeat in the NCAA Championship with a finish in the round of 16. Softball and women's golf rounded out the Razorback teams advancing to the NCAA Regionals, while women's basketball reached the round of 16 in the Women's NIT.

Both track and field programs and the swimming and diving team scored national performances in their respective meets. Coming off a 2009 NCAA Midwest Regional team title, the Razorback men's track team placed ninth at nationals. The men were also eighth at the NCAA Indoors. Arkansas' women went 20th indoors and 29th outdoors. A record-setting season in the pool led the Razorbacks to a 27th finish at the NCAA Championships.

In conference, Arkansas captured the men's track and field sweep with both indoors and outdoors. Women's cross country added another running trophy to continue their dominance as the leading distance program in the SEC. Women's tennis repeated as the SEC Western Division champions in 2009.



Razorback Facilities: The Home of a Million Fans



1,110,125

Number of fans attending Razorback home events during the 2008-09.



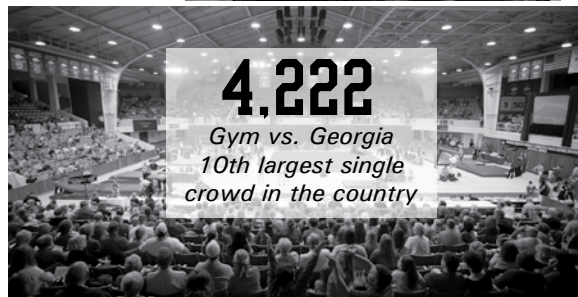
19,000+

Regular Sell-Outs at Bud Walton Arena



3,296

Track meet home average



4,222

Gym vs. Georgia
10th largest single crowd in the country

AVERAGE HOME ATTENDANCE

71,422
Football

16,043
Men's basketball

7,918
Baseball



11,014

Non-Conference Record
1 v. 1 with Arizona State

NATIONAL RANKINGS

No. 2

Baseball

No. 10

Gymnastics

No. 11

Men's basketball

No. 15

Spring game

No. 24

Football

TOTAL HOME ATTENDANCE

412,438

Football

288,781

Men's basketball

269,216

Baseball

30,484

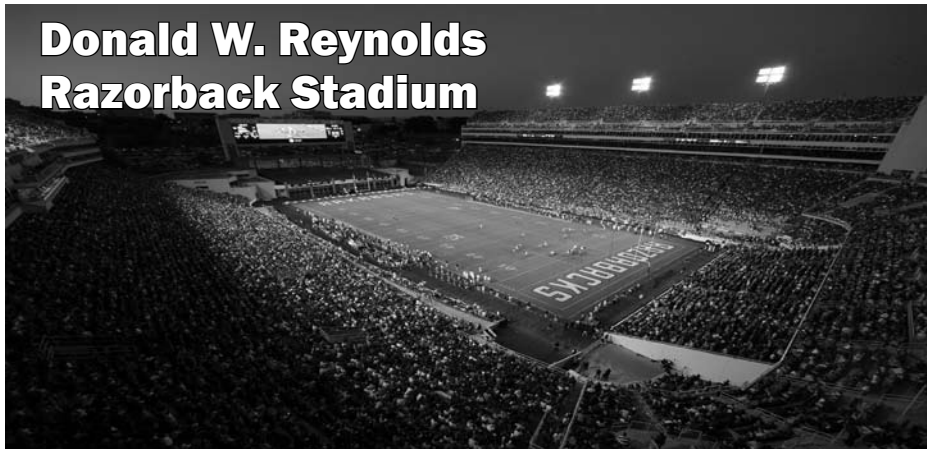
Women's basketball

29,667

Track & Field



Donald W. Reynolds Razorback Stadium



Capacity: 72,000 (additional overflow to 78,000)
 Recent Renovation: 2001
 Considered one of America's finest on-campus facilities, Razorback Stadium (51,000) became Donald W. Reynolds Razorback Stadium in 2001 after a \$110 million expansion.
 Unique Features: History of Razorback football on display through Championship Alley, All-American Alley and Bowl Alley in the three major concourses
 One of the largest sports venue video boards in the world, a 30x107-foot LED screen, in the north end zone
 Not one, but two, premium seating areas, along with 132 sky boxes
 Food court in the south concourse in addition to traditional concession stands

Capacity: 19,200

The fifth-largest on-campus hoops facility in the nation
 Recent Renovation: 2008
 Inaugural Season: 1993-94
 First National Championship: 1994 Men's Championship
 Host: 1995 Women's Midwest Regional
 Home of coaches' offices for men's and women's basketball
 Strength and conditioning facilities for basketball teams
 Training room facilities for both basketball squads
 Houses the Hog Heaven store where fans can purchase officially licensed UA merchandise year-round
 The Tommy Boyer Hall of Champions which highlights Razorback traditions for men's and women's basketball, the men's track history, including the largest on-campus collection of NCAA national championship trophies, and other sports



Bud Walton Arena



Baum Stadium

Capacity: 10,731
 Inaugural Season: 1994-95
 Recent Expansion: 2007-08
 Named the nation's second-best collegiate baseball facility in a 2003 survey by *Baseball America* after ranking No. 1 in the previous 1998 survey.
 The best only gets better with a 2003 addition of 2,600 seats, the 2004 upgrade to natural grass and a state-of-the-art 76x51-foot scoreboard.
 Continuing demand for seats and amenities led to the 2007 expansion which took seating to over 10,000, increased the luxury box count to 34 and tripled the size of the left field Hog Pen and picnic area to 40 tables and grills.

Capacity: 1,346

Inaugural Season: 2009
 All chairback seating for primary seating
 Outfield berm seating plus picnic area
 Six skyboxes and a full press box built to be NCAA Regional ready
 Graphic scoreboard for fans and players
 Full clubhouse and training facilities for team
 Adjacent indoor training facility with batting cages and full infield



Bogle Park



Randal Tyson Track Center


Opened: 2004
 Named for Randal Tyson in recognition of the lead gift of the Tyson Family for the construction of the \$7 million facility
 Considered one of the fastest indoor racing surfaces in the world
 Host of NCAA Indoor Track & Field Championship the first year it opened and every year since (2000 to 2008)
 Host of 2000, 2002, 2005 and 2007 SEC Indoor Championships.
 Host of USATF national and international caliber events

Year-round dedicated cross country training and competition facility
 Home of the annual Chile Pepper Cross Country Festival, one of the nation's largest cross country running events
 Host of 2006 SEC Championship & 2007 NCAA South Central Regional



John McDonnell Field

Named for legendary track coach John McDonnell in 1998
 Previous facility razed and complete new construction in 2006
 With seating for 7,000 and video scoreboard, one of America's finest collegiate venues
 Host of 2008 NCAA Midwest Outdoor Track & Field Regional
 Host of the 2009 NCAA Outdoor Track & Field Championship




Agri Park Cross-Country



Fred & Mary Smith Golf Facility

Opened: 2004
 Location: Blessings
 Gift of Fred W. and Mary B. Smith created a state-of-the-art training and locker room facility for the Razorback golf programs.
 Offices for both men's and women's golf coaches
 Six indoor-outdoor practice bays
 Full indoor video swing analysis station
 Dedicated putting and short game workout areas
 Located at the 7,500-yard, par-72 Blessings, a Robert Trent Jones, Jr., designed course in neighboring Johnson, Ark., just minutes from campus



Barnhill Arena Gymnastics

Capacity: 8,500
 Inaugural Season for Volleyball: 1994
 Inaugural Season for Gymnastics: 2003
 Recent Renovations: 2003
 The largest volleyball-gymnastics venue in America
 Converted from the home of Arkansas basketball in 1994
 Host of the 2006 & 2009 NCAA South Central Gymnastics Regional
 Host of numerous NCAA first and second round volleyball contests
 Home of offices for volleyball staff and training room for volleyball
 Complete renovation of volleyball locker room in fall 2009



Barnhill Arena Volleyball



Arkansas Natatorium

Capacity: 1,500
 Inaugural Season: 1985
 Renovations: 1996, 2003, 2007
 Host of 1986 NCAA Championships
 Host of 1985 International Diving Classic
 Host of SEC Championships 1993 and 2004
 Four-time host of NCAA Zone Diving Championships
 Full diving area with 5 meter and 10 meter platforms and dual boards for 1 meters and 3 meters
 Ability to host long and short course events with full eight-lane 50-meter pool
 Houses dressing room facilities for women's swim team
 Complete pool renovation in 2003
 New scoreboard system installed in 2007

Capacity: 1,500
 Inaugural Season: 1992 Renovation: 2001
 Host of the inaugural SEC Soccer Championship in 1993
 New stadium with press box, sky box, reserved chairbacks and permanent seating for 1,500 completed in 2001
 First televised SEC soccer match in 1995
 Pitch considered one of the finest in the SEC or region
 Television caliber lighting with booths for television and radio broadcasts
 Field house for team locker room and training room facility
 Protected team bench areas added in 1999



Razorback Field




Billingsley Tennis Center

Capacity: 1,000
 Renovated from shared indoor track and tennis into dedicated tennis facility through gift of the Dills family
 Host opening round of 2009 ITA Indoor Team Championship
 Converted to full six courts in 2001
 Only six-court indoor facility in Southeastern Conference
 Chairback permanent seating added in 2004

Capacity: 1,500
 Former Varsity Courts renovated into Billingsley Tennis Center in 2008
 Host for 2008 SEC Men's and 2009 SEC Women's Championships
 Skybox view for both indoor and outdoor courts
 New locker room and coaches offices for men's and women's tennis
 Elevated stadium seating for new 10-court outdoor along with scoreboard for main courts




Dills Indoor Courts



Broyles Athletic Center

Home of the Razorback football team
 Locker room, equipment room and training room for football
 Player lounge area
 Coach and support staff offices for football
 Video editing and production suites
 Meeting rooms for positions along with a team meeting room with stadium theater seating
 Dedicated team game-day indoor turf area
 Jerry Jones - Jim Lindsey Hall of Champions salutes the proud history of Razorback football through interactive displays
 Athletic administration offices

Where Champions are Made



Willard and Pat Walker Pavilion

Opened: 1998
Resurfaced: 2002

Made possible by the gift of Willard and Pat Walker 76,000 square feet of usable space

Full size football field, including end zones and sideline area

With a height of 52 feet, football can work on all aspects of its game

Located with the primary Razorback weight room, adjacent to Razorback outdoor football fields

Camden and Sue Greene Speed Development Center features sprint and sand lanes

Opened: Jan. 18, 2005
Headquarters for the Razorback Strength and Conditioning program
38,000 square feet facility
110 yards long overlooking the Razorback indoor and outdoor football practice fields
19,000 sq. ft. weight room
19,000 sq. ft. conditioning area
Nutritional area with juice bar and protein machines
13 42-inch flat-screen televisions for viewing and adjusting techniques
On-site athletic training room



Walker Family Training Center



Sutton Strength and Conditioning Center


Opened: April 2004
7,000 square foot strength and conditioning area located within the Lewis Center
Dedicated to physical training needs for female student-athletes
All equipment sized and selected for women's sports
Olympic weights, plyometric training, aerobic equipment and selectorized weight machines under one room
Training home for Arkansas' 11 women's teams

Celebrating a Century of Razorbacks

The legend of the Razorback began after the turn of the century when Arkansas football coach Hugo Bezdek called his players "a wild band of Razorback hogs," after guiding his team to a 16-0 victory over Louisiana State on Nov. 13, 1909.

At the time, the university mascot was a Cardinal bird, matching the school's Cardinal and White colors.

Alluding to the Razorback, characterized by a ridge back and tenacious, wild fighting ability, Bezdek never forgot this idea and often called his team "a fighting band of Razorbacks." This new nickname became increasingly popular, and soon references to "razorbacks" began to appear in yearbooks and press accounts of athletic activities. By the following



fall, the student body voted to change the official University mascot from the Cardinal to the Razorbacks in 1910.

To mark the 100th year since Coach Bezdek's proclamation and the student body vote, the Athletic Department proclaimed a year-long series of events to highlight the start of Razorbacks during the 2009-10 academic year.

All 19 Razorback teams join in the department-wide celebration with special logos on all uniforms and placed in all home venues.

There are dozens of Lions, Tigers and Bears, but in all of college athletics there is only one Razorback. The distinctive logo of the Arkansas teams is officially known as the Classic Razorback, but is known to many fans as the Helmet Hog -- a fixture of the football team's helmet for almost half a century.

There are plenty of powerful mascots in college athletics, but none as unique as the Razorback. Not many school mascots have escaped from their homes, not once, but twice, to ravage the local country side. By their nature, the Razorbacks are hard to contain.

A Mascot Like No Other

The wild hogs known as razorbacks native to the Arkansas wilderness bear no resemblance to the typical barnyard pig of today. The untamed razorback hog was a lean, feral animal that was ill-tempered. It fought and defeated anything that crossed its path, man or beast. Turn of the 20th century outdoor magazines lauded the razorback as "the most intelligent of all the hogs and is likewise the most courageous. . . . He has a clear, farseeing eye."

Except for the rare sighting in the Australian Outback, the Razorback only exists today in the form of Arkansas' players and fans. A Russian boar, which closely resembles the wild hog of Hugo Bezdek's day, currently serves as the official live mascot.

Tusk II is cared for by the Stokes family of Dardanelle, Ark., and travels to home games and special events for the Razorbacks. Tusk II is supported by the legacy program known as the Tusk Fund, and fans can participate by sending their support care of the Razorback Foundation, Inc.

While yearbook references as early as 1914 of a hog on the sideline at football games, a formal live mascot prior to the Tusk line dates back to the 1960s with a series of hogs that represented Arkansas. In addition to appearances at games, they have gained a reputation for fierce behavior.

Big Red III escaped from an exhibit near Eureka Springs in the summer of 1977 and ravaged the countryside before being gunned down by an irate farmer. Another live mascot, Ragnar, was a wild hog captured in south Arkansas by Leola farmer Bill Robinson. Before Ragnar's spree was done, the mighty animal had killed a coyote, a 450-pound domestic pig and seven rattlesnakes. Ragnar died in 1978 of unknown causes.



"To sit in the stands now, I still get chill bumps every time."
1989 All-American offensive tackle Jim Mabry on what it means to a Razorback to run through the "A"

Running Through The "A"

For Razorback football players, there is nothing to compare with entering the stadium for a home Arkansas game. The emotion of running through the "A" stays with a player for life.

Lloyd Phillips won the Outland Trophy more than three decades ago. The veteran of the 1964 national championship team, Phillips remembers it like it was yesterday.

"The butterflies are flowing and you are [running], but it doesn't feel like your feet are even touching the ground," the 1966 Outland winner recalls.

Two-time Doak Walker Award winner and two-time Heisman runner-up Darren McFadden agrees.

"It is hard to describe the feeling you get as a Razorback player right before you take the field for a game," McFadden said. "You can hear more than 70 thousand fans calling the Hogs and can feel the excitement building. I will always remember that special feeling of running through the 'A.'"

The Razorback Marching Band sets the stage by forming a huge "A" as they march the length of the field playing Arkansas Fight. When they finish, the "A" stretches from the Razorback locker room to midfield. To the roar of the crowd and the band blasting out Arkansas Fight, the current Razorbacks run onto the field through the "A," connecting them to generations of previous men in the Cardinal and White.

"Just to be able to run through that 'A' and hear the fans cheer for you is unbelievable," 1989 All-American offensive tackle Jim Mabry said. "To sit in the stands now, I still get chill bumps every time the band starts playing and I see the guys running out."



Tusk II in his travel trailer meets up with Big Red.



A Proper Hog Call

A chant of "Woo Pig Sooie" is known worldwide as a Hog Call. Just like any good tradition, there are lots of versions of the Hog Call (even spellings).

A properly executed Hog Call is composed of three "calls," slowly raising one's arms from the knees to above the head during the "Woo." Traditionalists prescribe an eight second "Woo." The fingers should be wiggled and the "Woo" should build in volume and pitch as the arms rise.

Upon completion of the "Woo," both arms are brought straight down with fists clinched as if executing a chin-up while yelling, "Pig". The right arm is extended up and out with the "Sooie."

A full Hog Call -- the kind one will always hear victorious Razorback teams execute after contests -- requires two more Hog Calls, followed immediately by a "Razor-Backs" yell, coordinated with a pumping motion of the right arm after the third "Sooie." So, in order, the full Hog Call is:

Woooooo. Pig. Sooie!
Woooooo. Pig. Sooie!
Woooooo. Pig. Sooie!
Razorbacks!



The Hog Hat

It is true; no Razorback fan's closet is complete without an official Hog Hat. The original style was a hard plastic hat with a long snout, rough razorback ridges across the top and wickedly sharp, pointed curly-cue tail. The modern versions are often sculpted from softer material. Regardless, the Hog Hat is undoubtedly the most recognized piece of fan apparel in college athletics. Just ask ESPN GameDay's Kirk Herbstreit as he dons the traditional Hog Hat.



Arkansas Fight

One of the first tasks of a new Razorback is learning to sing the University of Arkansas fight song. Arkansas Fight was written in the late 1920s. It is a unique tune, fitting of the only college in America with a Razorback mascot. Several other colleges have adapted the tune, but the lyrics remain unique to Arkansas.

Hit that line! Hit that line!

Keep on going!
 Take that ball right
 down the field!
 Give a cheer. Rah! Rah!
 Never fear. Rah! Rah!
 Arkansas will never yield!
 On your toes, Razorbacks,
 to the finish,
 Carry on with all your might!
 For it's A-A-A-R-K-A-N-S-A-S
 for Arkansas!
 Fight! Fight! Fi-i-i-ight!



Razorback Spirit Squads

Along with being a Razorback, serving as a Razorback cheerleader has a long tradition at the University of Arkansas. Currently, the Razorbacks have two squads, a Red and White, that inspire the crowds at all home sporting events.

Arkansas also has a dance team, the Razorback Pom Squad, which performs at halftime of many events. Members of the Pom Squad also serve at baseball games as RBI Girls.

Arkansas has a team of uniformed mascots, led by the original Big Red, the Fighting Razorback. Sue E. joined the family along with kid-sized Pork Chop in the late 1990s. Boss Hog is a 9-foot-tall inflatable mascot that rounds out the team.

Jean Nail serves as the coordinator for cheerleaders and mascots. For more information on the cheer squads and tryouts, go to the Spirit Squad section of ArkansasRazorbacks.com.



The UA Alma Mater

Brodie Payne and Henry Tovey wrote the University of Arkansas Alma Mater in the early 1900s. They were inspired by the Ozark Mountain sunrise as it illuminated Old Main. Pure as the dawn on the brow of thy beauty, Watches thy Soul

from the mountains of God.
 Over the fates of thy children departed,
 Far from the land

where their footsteps have trod.
 Beacon of hope in the ways dreary lighted,
 Pride of our hearts that are loyal and true.
 From those who adore unto one who
 adores us,
 Mother of Mothers, we sing unto you.



Fayetteville: Top 10 Town

Don't take our word for it. The largest city of the Northwest Arkansas routinely ranks top 10 in national surveys for quality of life. Here's just a few of the 2009 top 10's:

- #4 Best Places for Business and Career
Forbes Magazine
- #6 Top College Sport Town
Forbes.com
- #7 Best Places to Live, Work and Play
Kiplinger's
- #9 Healthiest Housing Market
National Builders

With over a 1/3 of a million residents in the two-county area, there's always something happening. And if not, Fayetteville is just hours away from major cities like Dallas, Kansas City, Memphis and St. Louis.

Fayetteville's famous Dickson Street is much more than a college hangout, adding upscale condominiums and specialty retail to its long-standing reputation as the center of entertainment and dining. From hosting major national events like Bikes, Blues and BBQ or serving as the final resting place for the goal posts after Razorback football upsets, one thing remains constant -- Dickson is the heart of what's happening.

Fayetteville

From Robert Redford to James Earl Jones, the University of Arkansas hosted numerous famous speakers in recent years. Ranging from political satirist, now Senator, Al Franken to CNN's Anderson Cooper, and to former world leaders like George H. W. Bush to Israeli prime minister Ehud Barak we've also had one of our more famous former law professors speak several times, President Bill Clinton.



One of America's largest motorcycle events, Bikes, Blues and BBQ adds another weekend of fall excitement.



The concerts in Fayetteville included sold-out performances by TI (above) and Foo Fighters (below left) and John Mayer (below right) at Barnhill Arena. Special events bring artists ranging from B.B. King (left) to Keith Urban and Carrie Underwood at Reynolds Razorback Stadium.



Mike Nail, A Tribute



Mike Nail has been the voice of Arkansas basketball for 28 seasons and the 2009-10 campaign will be his last behind the microphone. Nail announced his intention to retire as the play-by-play voice of the Razorbacks in late August after a career that started in 1981 and spanned three trips to the Final Four, two national championship games, a national title, 20 NCAA tournament appearances, eight conference championships and more than 900 games.

“For nearly three decades, Mike Nail has been the voice of Razorback Basketball,” Vice Chancellor and Director of Athletics Jeff Long said. “His distinctive delivery and descriptions of many of the greatest moments in our history have given Razorback fans indelible memories and helped shape the identity of our program. Always the consummate professional, Mike’s passion for the Razorbacks and his genuine affection for the coaches and student-athletes he has worked alongside has always been evident in his broadcasts. As we enter what Mike has determined to be his final season, we look forward to celebrating and honoring his tremendous career and legacy as an outstanding broadcaster and a true Razorback.”

Along with his duties with the Razorbacks, Nail was also the sports director at Fayetteville’s KPOM/KFAA and KHOG/KHBS. He was the play-by-play voice of Arkansas football games for one season and continues to work in television as the play-by-play man for select Razorback baseball games on Cox Sports Television.


“There have been many highlights,” Nail said when announcing his retirement. “Too many to talk about now -- but the national championship season and Coach Pel’s return to Kentucky as the Razorback head coach [in 2008] rank at the top. My only regrets are that I will not have the opportunity to work with the current athletic administration longer or with ISP.”



1994 NATIONAL CHAMPION



Hog
Wild



Scotty Thurman hits the game-winning shot over Antonio Lang of Duke in the final minutes of the 1994 national championship game in Charlotte, N.C.



NATIONAL CHAMPIONS



Coach Nolan Richardson and the 1994 National Championship team were reunited for the first time at Bud Walton Arena on March 1 to celebrate the 15th anniversary of their national title.

2009/10 SCHEDULE

Date	Opponent	TV	Location	Time
Oct. 23	Red-White	--	FAYETTEVILLE	TBA
Nov. 2	Dillard (exhibition)	--	FAYETTEVILLE	7 p.m.
Nov. 5	Lemoyne-Owen (exhibition)	--	FAYETTEVILLE	7 p.m.
Nov. 13	Alcorn St.	--	FAYETTEVILLE	7 p.m.
Nov. 17	vs. Louisville %	ESPN2	St. Louis, Mo.	8:30 p.m.
Nov. 20	Appalachian St.	--	FAYETTEVILLE	7 p.m.
Nov. 24	Morgan St.	--	FAYETTEVILLE	7 p.m.
Nov. 27	East Tennessee St.	RSN	FAYETTEVILLE	7 p.m.
Nov. 29	South Alabama	--	FAYETTEVILLE	2 p.m.
Dec. 2	at Oklahoma	RSN	Norman, Okla.	7 p.m.
Dec. 5	Mississippi Valley St.	--	FAYETTEVILLE	2 p.m.
Dec. 7	Delaware St.	--	FAYETTEVILLE	7 p.m.
Dec. 16	Alabama St.	RSN	FAYETTEVILLE	7 p.m.
Dec. 19	Stephen F. Austin	RSN	FAYETTEVILLE	3 p.m.
Dec. 22	Missouri St.	RSN	FAYETTEVILLE	7 p.m.
Dec. 30	vs. Baylor #	ESPN2	North Little Rock, Ark.	8 p.m.
Jan. 2	Alabama-Birmingham	RSN	FAYETTEVILLE	7 p.m.
Jan. 5	Texas	ESPN/ESPN2	FAYETTEVILLE	6 p.m.
Jan. 14	at MISSISSIPPI ST. *	ESPNU	Starkville, Miss.	6 p.m.
Jan. 16	ALABAMA *	SEC	FAYETTEVILLE	12:30 p.m.
Jan. 21	FLORIDA *	ESPN or ESPN2	FAYETTEVILLE	8 p.m.
Jan. 23	at KENTUCKY *	SEC	Lexington, Ky.	3 p.m.
Jan. 28	MISSISSIPPI ST. *	ESPN or ESPN2	FAYETTEVILLE	8 p.m.
Jan. 30	at OLE MISS *	SEC	Oxford, Miss.	3 p.m.
Feb. 3	at GEORGIA *	CSS	Athens, Ga.	6 p.m.
Feb. 6	AUBURN *	SEC	FAYETTEVILLE	12:30 p.m.
Feb. 10	LSU *	SEC	FAYETTEVILLE	7 p.m.
Feb. 13	at ALABAMA *	SEC	Tuscaloosa, Ala.	3 p.m.
Feb. 17	SOUTH CAROLINA *	CSS	FAYETTEVILLE	8 p.m.
Feb. 20	at AUBURN *	FSN	Auburn, Ala.	6 p.m.
Feb. 24	at LSU *	SEC	Baton Rouge, La.	7 p.m.
Feb. 27	VANDERBILT *	SEC	FAYETTEVILLE	12:30 p.m.
Mar. 3	at TENNESSEE *	CSS	Knoxville, Tenn.	6 p.m.
Mar. 6	OLE MISS *	SEC	FAYETTEVILLE	3 p.m.
Mar. 11-14	SEC Tournament	SEC/ESPN	Nashville, Tenn.	TBA
Mar. 18 & 20	NCAA First & Second Rounds	CBS	New Orleans, La. Providence, R.I. San Jose, Calif. Spokane, Wash.	TBA TBA TBA TBA
Mar. 19 & 21	NCAA First & Second Rounds	CBS	Buffalo, N.Y. Jacksonville, Fla. Milwaukee, Wisc. Oklahoma City, Okla.	TBA TBA TBA TBA
Mar. 25 & 27	NCAA Regionals	CBS	Syracuse, N.Y. Salt Lake City, Utah	TBA TBA
Mar. 26 & 28	NCAA Regionals	CBS	St. Louis, Mo. Houston, Texas	TBA TBA
Apr. 3 & 5	NCAA Final Four	CBS	Indianapolis, Ind.	TBA

All Times Central and subject to change

* - Indicates Southeastern Conference Game || Fayetteville games in White

- Game played at Verizon Arena || % - Game played at Scottrade Center

RSN - Razorback Sports Network || SEC - SEC Network || CSS - Comcast Sports Southeast || FSN - Fox Sports Net

